

Manuals+

[Q & A](#) | [Deep Search](#) | [Upload](#)

manuals.plus /

- > [HOIFA](#) /
- > [HOIFA Smart Watch S11 User Manual](#)

HOIFA S11

HOIFA Smart Watch S11 User Manual

Model: S11

1. INTRODUCTION

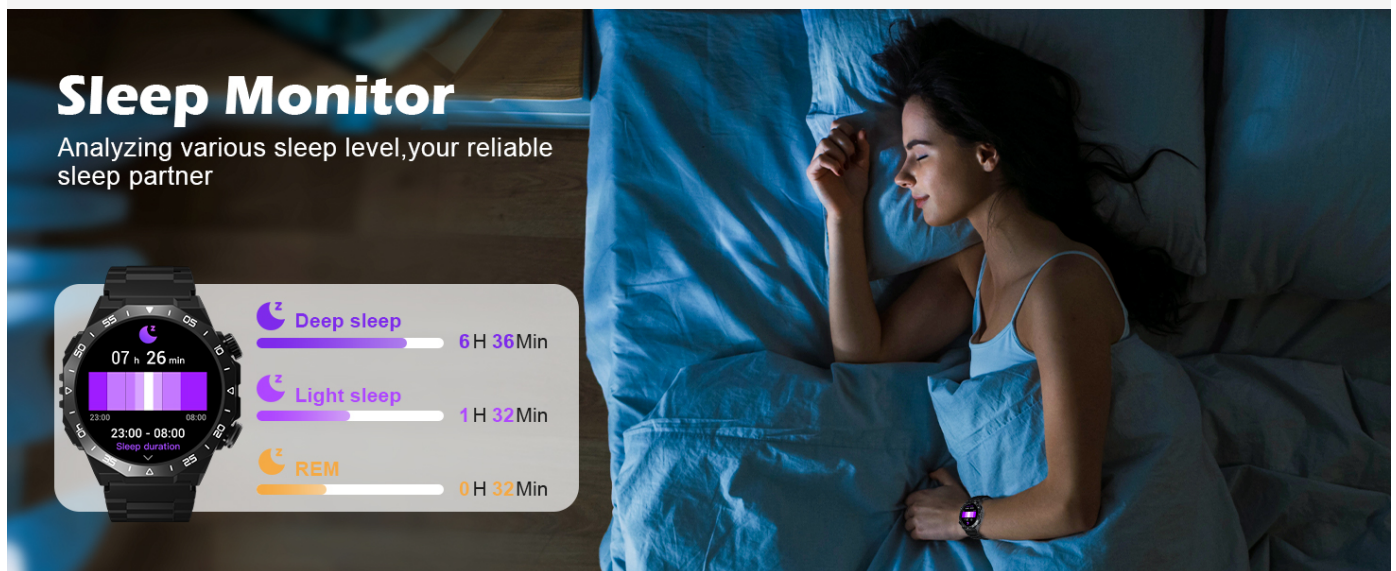
Thank you for choosing the HOIFA Smart Watch S11. This device is designed to enhance your daily life with its advanced features, including Bluetooth calling, comprehensive health monitoring, and a wide array of sports modes. This manual provides essential information for setting up, operating, and maintaining your smartwatch to ensure optimal performance and longevity.

Overview of the HOIFA Smart Watch S11 and its main functionalities.

2. WHAT'S IN THE BOX

Upon opening your HOIFA Smart Watch S11 package, please verify that all the following components are included:

- Smartwatch x 1
- Watch band x 1
- Magnetic charging cable x 1
- User manual x 1



Sleep Monitor
Analyzing various sleep level, your reliable sleep partner

Sleep Stage	Duration
Deep sleep	6 H 36 Min
Light sleep	1 H 32 Min
REM	0 H 32 Min

The image shows a woman sleeping peacefully in a bed with blue bedding. In the foreground, a smartwatch displays a sleep monitoring interface. The watch screen shows a moon icon, the time '07 h 26 min', and a sleep duration of '23:00 - 08:00'. To the right of the watch, a progress bar chart shows the distribution of sleep stages: Deep sleep (6 H 36 Min), Light sleep (1 H 32 Min), and REM (0 H 32 Min).

3. SETUP

3.1 Charging the Smartwatch

Before first use, fully charge your smartwatch. Connect the magnetic charging cable to the charging points on the back of the watch and plug the USB end into a compatible power adapter (not included). A full charge typically takes approximately 2.5 hours and provides up to 7 days of typical use or 30 days of standby time.

1.39" HD Touch screen

Bigger Screen, Clearer Resolution, Better Visual Enjoyment

1.39" HD



The HOIFA Smart Watch S11 connected to its magnetic charging cable.

3.2 App Installation and Pairing

To unlock the full potential of your smartwatch, download the companion application on your smartphone. The smartwatch is compatible with both iOS and Android systems.

1. Scan the QR code in the manual or on the watch screen to download the official app, or search for it in your phone's

app store.

2. Ensure Bluetooth is enabled on your smartphone.
3. Open the app and follow the on-screen instructions to search for and connect to your HOIFA Smart Watch S11.
4. Confirm the pairing request on both your phone and the smartwatch.

4. OPERATING INSTRUCTIONS

4.1 Basic Navigation

The HOIFA Smart Watch S11 features a 1.39" HD touchscreen for intuitive navigation. Swipe left, right, up, or down to access different functions and menus. The physical buttons on the side provide quick access to specific features or return to the home screen.

4.2 Bluetooth Calls and Smart Notifications

Once connected to your smartphone via Bluetooth, the smartwatch allows you to make and receive calls directly from your wrist using its built-in speaker and microphone. It also provides real-time notifications for text messages, schedule alerts, and app messages (e.g., WhatsApp, Facebook, Instagram), ensuring you stay informed without needing to check your phone constantly.

BLUETOOTH CALL

Make or receive calls on your watch anytime and anywhere




The smartwatch's Bluetooth call feature and notification display.

HD BLUETOOTH CALLING

After connecting to a mobile phone, the smart watch can make and receive calls directly



Making and receiving calls directly from the HOIFA Smart Watch S11.



Receiving intelligent notifications on the HOIFA Smart Watch S11.

4.3 Additional Features

The smartwatch includes several utility features for daily convenience:

- **Weather Forecast:** Get real-time weather updates.
- **Music Control:** Control music playback on your smartphone.
- **Sedentary Reminder:** Receive alerts to move after periods of inactivity.
- **Alarm Clock:** Set alarms directly from your watch.
- **Stopwatch:** A precise timing tool.
- **Find Your Phone:** Locate your paired smartphone.



What's in the box?

- Smart watch*1
- Watch band*1
- Magnetic charger*1
- User manual*1

Various utility features available on the HOIFA Smart Watch S11.

5. HEALTH MONITORING

The HOIFA Smart Watch S11 integrates an advanced health monitoring system to help you track key indicators in real-time and understand your health status.

- **Heart Rate Monitoring:** Continuously monitors your heart rate, providing real-time data and historical trends.
- **Blood Oxygen (SpO2) Monitoring:** Measures your blood oxygen saturation levels.

- **Sleep Monitoring:** Analyzes your sleep patterns, including deep sleep, light sleep, and REM, to help you improve sleep quality.

24/7 All day Health Monitoring


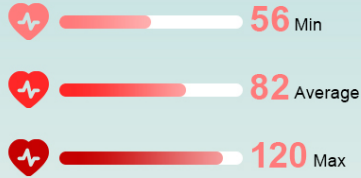
Monitor your body indicators around the clock and track your health status at any time



Visual representation of heart rate, blood oxygen, and sleep monitoring.

Heart Rate Monitoring

Real-time monitoring of your heart rate, timely detection of problems to protect your health



Real-time heart rate monitoring during physical activity.

Blood oxygen Monitor

To deliver the recent spO2 varying range and let you know the blood oxygen saturation when you do exercises or click the function on the smart watch.



Monitoring blood oxygen levels with the HOIFA Smart Watch S11.


6. SPORTS MODES

The HOIFA Smart Watch S11 offers over 112 sports modes, covering a wide range of activities such as running, cycling, tennis, and more. It accurately records your calories burned, steps taken, and training route, providing professional analysis to help you achieve your fitness goals.



112+
Sport Modes

IP68
Waterproof



The HOIFA Smart Watch S11 supports over 112 sports modes for comprehensive activity tracking.



Define Your Style

- Built in **200+** HD watch faces in GloryFit app
- DIY your smartwatch wallpaper

A selection of the 112+ sports modes available on the HOIFA Smart Watch S11.

All-day Activity Tracking

Record your exercise data such as steps taken and calories burned, Provide professional analysis to help you achieve the best exercise results.



All-day activity tracking and data analysis for optimal exercise results.

7. CUSTOMIZATION

Personalize your HOIFA Smart Watch S11 with over 200 watch faces available through the companion app. You can also customize the watch face with your own photos to match your style or mood.

Customizable Watch Faces

There are a variety of personalized themes built into the APP application, and you can choose your favorite watch face theme.



A selection of customizable watch faces for the HOIFA Smart Watch S11.

360*360 High Resolution Screen



Define your style with over 200 HD watch faces and DIY wallpaper options.

8. WATER RESISTANCE

The HOIFA Smart Watch S11 boasts an IP68 waterproof rating, providing protection against sweat, rain, and splashes. It is suitable for daily workouts and outdoor activities. However, it is not recommended for use in high-pressure water environments like hot showers, saunas, or diving, nor in corrosive liquids like seawater.

Intelligent Notifications

When the smart watch connect to your phone, it receives Call, Emails, Textmessages, and Alerts directly on the watch. And you can reply the textmessages on your phone.



The HOIFA Smart Watch S11 features IP68 water resistance for daily use.

9. MAINTENANCE

To ensure the longevity and proper functioning of your HOIFA Smart Watch S11, follow these maintenance guidelines:

- **Cleaning:** Regularly wipe the watch and strap with a soft, dry cloth. For stubborn dirt, use a slightly damp cloth and dry thoroughly.
- **Avoid Chemicals:** Do not use harsh chemicals, cleaning solvents, or strong detergents, as they can damage the watch's finish and internal components.
- **Charging:** Use only the provided magnetic charging cable. Ensure the charging contacts are clean and dry before charging.
- **Storage:** Store the watch in a cool, dry place away from direct sunlight and extreme temperatures when not in use for extended periods.
- **Water Exposure:** While IP68 rated, avoid prolonged submersion or exposure to hot water, steam, or corrosive liquids. Dry the watch thoroughly after contact with water.

10. TROUBLESHOOTING

If you encounter issues with your HOIFA Smart Watch S11, refer to the following common troubleshooting steps:

Problem	Possible Cause	Solution
Watch won't turn on	Low battery; System crash	Charge the watch for at least 30 minutes; Press and hold the power button for 10-15 seconds to force restart.
Cannot pair with phone	Bluetooth off; App not running; Watch not discoverable	Ensure Bluetooth is on for both devices; Restart the app and watch; Forget device in phone's Bluetooth settings and try pairing again.

Problem	Possible Cause	Solution
Notifications not received	App permissions; Notification settings; Bluetooth disconnected	Check app permissions for notifications; Ensure notification access is granted in phone settings; Verify Bluetooth connection is stable.
Inaccurate health data	Improper fit; Sensor obstruction	Ensure the watch is worn snugly on the wrist; Clean the sensor on the back of the watch.
Short battery life	Frequent use of power-intensive features; Background app activity	Reduce screen brightness; Limit continuous heart rate monitoring; Close unnecessary background apps on the watch.

If the problem persists after trying these steps, please contact customer support for further assistance.

11. SPECIFICATIONS

Key technical specifications for the HOIFA Smart Watch S11:

Feature	Detail
Model Number	S11
Screen Size	1.39 Inches HD Touchscreen
Operating System	Wear OS 3.0
Connectivity	Bluetooth
Battery Capacity	1 Amp Hours (approx. 280mAh)
Battery Life	Up to 7 days (typical use), 30 days (standby)
Charging Time	Approx. 2.5 hours
Water Resistance	IP68
Sports Modes	112+
Health Monitoring	Heart Rate, Blood Oxygen, Sleep Monitor
Compatibility	Android, iOS
Item Weight	4.2 ounces
Dimensions	10.91 x 3.66 x 0.79 inches (Package)

12. WARRANTY AND SUPPORT

HOIFA provides a standard warranty for the Smart Watch S11 against manufacturing defects from the date of purchase. Please retain your proof of purchase for warranty claims.

For technical support, troubleshooting assistance beyond this manual, or warranty inquiries, please contact HOIFA customer service through the contact information provided on the product packaging or the official HOIFA website. Our

support team is available to assist you with any questions or concerns regarding your smartwatch.

© 2025 HOIFA. All rights reserved.