

Pwxaxy HX100M4

Pwxaxy HX100M4 Magnetic Portable Charger User Manual

Model: HX100M4

1. INTRODUCTION

Thank you for choosing the Pwxaxy HX100M4 Magnetic Portable Charger. This device is designed to provide convenient and versatile charging for your mobile devices, including iPhones, Apple Watches, and other USB-powered gadgets. Please read this manual carefully before use to ensure optimal performance and safety.

Package Contents:

- 1 x Pwxaxy 10800mAh Wireless Magnetic Portable Charger
- 1 x USB-C Charging Cable
- 1 x User Manual

2. SAFETY INFORMATION

To ensure safe operation and prolong the lifespan of your device, please observe the following precautions:

- Always use original or certified high-quality chargers and cables for charging the power bank and your devices.
- Disconnect the power bank from the charger once it is fully charged.
- Keep the power bank away from direct sunlight, heaters, or hot environments like a car interior.
- Prevent drops, punctures, or strong impacts to the device.
- Do not disassemble, repair, or modify the device.
- Keep out of reach of children.

The power bank features a smart chip with a multi-protect safety system to guard against overcharging, over-current, and short circuits.

3. PRODUCT OVERVIEW

The Pwxaxy HX100M4 is a versatile 4-in-1 portable charger designed for convenience and efficiency. It combines magnetic wireless charging, dedicated Apple Watch charging, and wired charging via USB-A and USB-C ports.



Figure 1: Pwxapxy HX100M4 Magnetic Portable Charger with an iPhone and Apple Watch attached for charging.

Key Features:

- **10800mAh Capacity:** Provides approximately 2 charges for an iPhone 16/15/14/13/12, up to 25 charges for an iWatch, and 1.2 charges for an iPad.
- **4-in-1 Charging:** Supports MagSafe wireless charging (up to 7.5W for iPhone), iWatch wireless charging (up to 3W), QC4.0 USB-A output (up to 18W), and PD USB-C output (up to 20W).
- **LCD Digital Display:** Clearly shows the remaining power percentage.
- **Strong Magnetic Connection:** Ensures secure attachment for wireless charging.
- **Compact and Lightweight Design:** Easy to carry for travel.

4. SETUP

Charging the Power Bank:

1. Connect the supplied USB-C charging cable to the USB-C input port on the power bank.
2. Connect the other end of the USB-C cable to a compatible USB wall adapter (not included). The power bank supports up to 18W USB-C input.
3. The LCD display will show the charging progress. The power bank is fully charged when the display shows 100%.

Travel Charger, Snap and Charge on The Go



Figure 2: The power bank can be recharged via its USB-C port. The image also illustrates internal safety features.

5. OPERATING INSTRUCTIONS

Wireless Charging (MagSafe for iPhone, iWatch, AirPods):

1. **For iPhone (MagSafe compatible models):** Align the back of your MagSafe-compatible iPhone (iPhone 12 series and newer) or MagSafe case with the magnetic charging area on the power bank. The strong magnetic attraction will snap it into place, and charging will begin automatically. Ensure your iPhone is either without a case or uses a MagSafe-compatible case for wireless charging.
2. **For Apple Watch:** Place your Apple Watch (Series 2-9, SE, Ultra 1/2) on the dedicated iWatch charging pad on the power bank. Charging will commence automatically.
3. **For AirPods:** Place your AirPods (2/3/Pro/Pro2) charging case on the magnetic charging area. Ensure proper alignment for charging to initiate.

MagSafe Super-strong Magnetic Power Bank



Figure 3: The power bank features a strong magnetic connection for secure MagSafe wireless charging.

Wired Charging (USB-A and USB-C):

The power bank is equipped with a QC4.0 USB-A output port and a 20W PD USB-C output port for wired fast charging of various devices, including iPhone 11/XR/X/8/7/6 Series, Samsung Galaxy, Google Pixel, Moto, LG, and more Android devices.

1. Connect your device to the USB-A or USB-C output port on the power bank using a compatible charging cable.
2. Charging will begin automatically.

Charging Multiple Devices Simultaneously:

The Pwaxpy HX100M4 can charge up to four devices concurrently using a combination of its wireless and wired outputs.

Charging for 4 Devices Simultaneously

Dual Wireless Charging+PD 20W USB-C Output+QC4.0 USB-A Output



Figure 4: The power bank can charge up to four devices at once, including wireless and wired connections.

6. LCD DISPLAY

The intuitive LCD digital display screen provides clear visibility of the remaining power percentage, allowing for easy power management. When the power bank is in use or being charged, the display will illuminate to show the current battery level.

7. SPECIFICATIONS

Feature	Description
Model Number	HX100M4
Battery Capacity	10800 Milliamp Hours (Lithium Polymer)
Product Dimensions	4.4 x 2.8 x 1.02 inches
Item Weight	7.1 ounces
USB-C Input	Max 18W

USB-C Output	Max 20W PD
USB-A Output	Max 18W QC4.0
iPhone Wireless Charging	Max 7.5W (MagSafe compatible)
iWatch Wireless Charging	Max 3W
Special Features	Double-sided Wireless Magnetic, 4-in-1, LCD Display, Temperature Control Technology
Manufacturer	Dongguan Yuanhaoxun Technology Co., Ltd

8. MAINTENANCE

Proper maintenance ensures the longevity and performance of your Pwxapxy HX100M4:

- Clean the device regularly with a soft, dry cloth. Avoid using harsh chemicals or abrasive materials.
- Store the power bank in a cool, dry place away from extreme temperatures and humidity.
- If the device will not be used for an extended period, charge it to approximately 50-75% every three months to maintain battery health.
- Avoid dropping or subjecting the device to strong impacts.

9. TROUBLESHOOTING

Common Issues and Solutions:

- **Device not charging:**
 - Ensure the power bank is sufficiently charged. Check the LCD display.
 - Verify that the charging cable is securely connected to both the power bank and the device.
 - Try a different charging cable or wall adapter.
 - For wireless charging, ensure proper alignment of the device on the charging area. For iPhones, ensure a MagSafe-compatible case or no case is used.
- **Slow charging:**
 - Ensure you are using a fast-charging compatible cable and adapter for wired charging.
 - Check if the device being charged supports fast charging.
 - Multiple devices charging simultaneously may reduce individual charging speeds.
- **Magnetic connection is weak:**
 - Ensure your iPhone is MagSafe compatible (iPhone 12 series or newer).
 - If using a case, ensure it is a MagSafe-compatible case. Standard cases may interfere with magnetic strength.


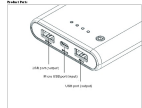
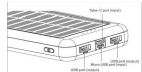

10. WARRANTY AND SUPPORT

The Pwxapxy HX100M4 Magnetic Portable Charger comes with a **24-month warranty**. For any product inquiries, technical support, or warranty claims, please contact Pwxapxy customer service. Our friendly customer service

team is available to assist you.

Please retain your purchase receipt as proof of purchase for warranty purposes.

Related Documents - HX100M4

	<p>Pwxapxy HX200J2 Portable Power Bank User Manual</p> <p>User guide for the Pwxapxy HX200J2 portable power bank, covering features, specifications, charging methods (USB and solar), LED indicators, flashlight function, and safety warnings.</p>
	<p>Operation Instruction: Pwxapxy HX160Y1 Portable Power Source</p> <p>Detailed operation instructions and specifications for the Pwxapxy HX160Y1 portable power source (power bank), including charging, discharging, safety features, and warnings.</p>
	<p>Portable Power Source Operation Instructions</p> <p>Comprehensive operation instructions for a portable power source, detailing product features, charging methods (USB and solar), power indicator functions, and important safety notices and warnings.</p>
	<p>HX100M4 Power Bank User Guide</p> <p>User guide for the HX100M4 Power Bank by Dongguan Yuanhaoxun Technology, detailing features, operation, safety precautions, and FCC compliance for charging and wireless charging capabilities.</p>