

Manuals+

[Q & A](#) | [Deep Search](#) | [Upload](#)

[manuals.plus](#) /

- › [DESLOC](#) /
- › [DESLOC Smart Lock B200 WiFi Version User Manual](#)

DESLOC B200

DESLOC Smart Lock B200 WiFi Version User Manual

Fingerprint Keyless Entry Door Lock

PRODUCT OVERVIEW

The DESLOC Smart Lock B200 WiFi Version is a keyless entry door lock designed for enhanced security and convenience. It offers multiple unlocking methods including fingerprint recognition, PIN codes, physical keys, and app remote control. This smart lock integrates with smart home systems and provides features like automatic locking and emergency power options.



Image: The DESLOC Smart Lock B200, its accompanying G2 Gateway, and a smartphone displaying the TTLock app interface, illustrating the

WHAT'S INCLUDED

The DESLOC Smart Lock B200 package includes the following components:

- Gateway
- Exterior Lock
- Interior Lock
- Mounting Plate
- Strike Plate
- Key Fob
- Deadbolt
- 2 Physical Keys
- Deadbolt/Strike Plate Screws
- Mounting Plate Screws
- Interior Lock Screws
- Spare Screws
- User Manual

INSTALLATION GUIDE

Installation of the DESLOC Smart Lock B200 is designed to be straightforward and can typically be completed within 15 minutes using only a screwdriver. The interior lock back cover features adhesive for a hands-free setup process.

Compatibility Check

Before beginning installation, ensure your door meets the following specifications:

- **Door Thickness:** 1-3/8" to 2" (35 to 50mm)
- **Hole Diameter:** 2-1/8" (54mm)
- **Door Hole Diameter:** 1" (25mm)
- **Recommended Distance:** 5-1/2" (140mm)
- **Backset:** 2-3/8" or 2-3/4" (60 or 70mm)

Check Compatibility Before Purchase

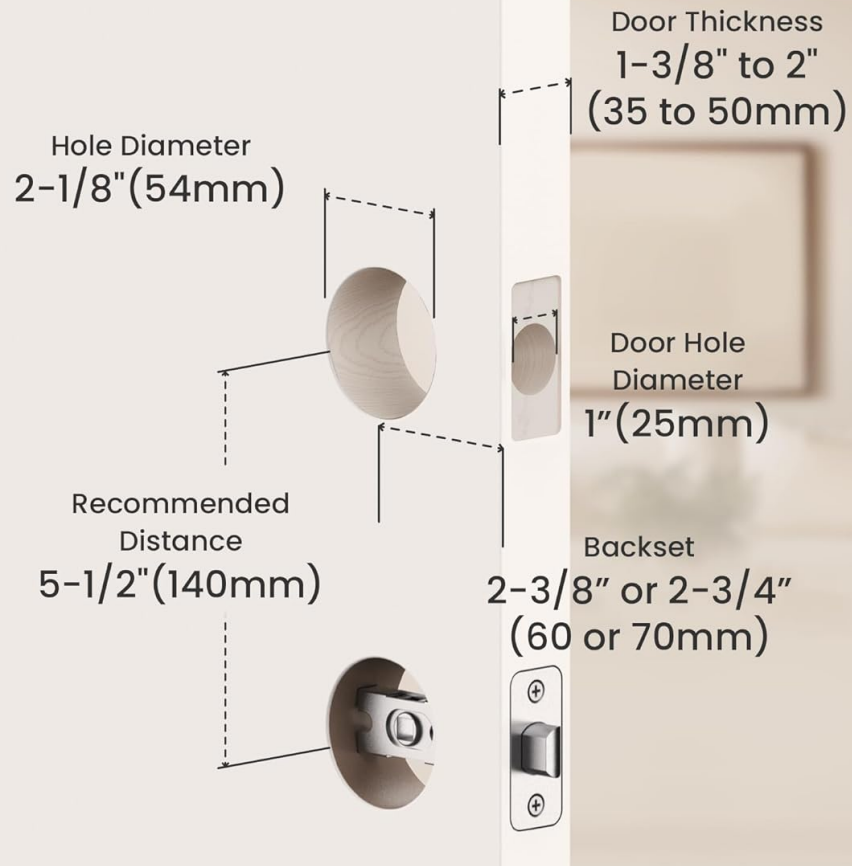


Image: A detailed diagram illustrating the required door measurements, including thickness, hole diameters, and backset, to ensure compatibility with the DESLOC Smart Lock B200.



Image: A visual guide demonstrating key steps for easy installation, including applying adhesive, attaching the accessory label, and connecting the extended cable.

OPERATING INSTRUCTIONS

The DESLOC Smart Lock B200 offers multiple convenient ways to unlock your door:

Unlocking Methods

- **Fingerprint Recognition:** The lock features next-generation AI learning fingerprint technology with a recognition speed of less than 0.3 seconds.
- **PIN Codes:** Use the keypad to enter your personalized PIN codes.
- **Physical Keys:** Two physical keys are included for traditional unlocking.
- **App Remote Control:** Control the lock via the TTlock App. For remote control beyond Bluetooth range (within 2 meters), the included G2 Gateway is required.
- **eKey & Fobs:** Utilize eKeys through the app or swipe the provided key fobs for quick access.
- **Voice Control:** Compatible with Alexa and Google Voice Assistant for hands-free operation.



Image: An illustration of the DESLOC Smart Lock B200 highlighting its various unlocking options: app control, fingerprint, smart voice control, PIN codes, physical keys, and fobs.

App & Remote Control

Control by TTLock App:

- Pairing with Bluetooth within 2 meters-
- G2 Gateway for remote control-



Image: A woman using the TTlock app on her smartphone to remotely control the DESLOC Smart Lock, demonstrating the convenience of app-based access.

Fingerprint Unlock



Recognition Time **< 0.3s**

Accuracy **> 99%**

Image: A close-up view of the DESLOC Smart Lock's fingerprint sensor, indicating a recognition time of less than 0.3 seconds and an accuracy rate of over 99%.




Image: A woman in a kitchen setting interacting with a smart speaker, demonstrating the smart lock's compatibility with Alexa and Google Assistant for voice control.

Advanced Features

- **Temporary Access Codes:** Generate scheduled temporary access codes for guests or service providers via the app.
- **Auto-Lock:** The lock features an auto-lock function for added security, automatically securing the door after a set period.
- **Privacy Mode:** Activate privacy mode for enhanced security.
- **Anti-Peeping User Code Protection:** Protect your PIN codes from prying eyes by entering random digits before or after your actual password.
- **Real-time Notifications:** Receive notifications on your smartphone when the lock is accessed.
- **User Management:** Manage and revoke temporary access for users through the app or web interface.



Image: A man and his dog standing outside a front door, with an inset showing the auto-lock mechanism of the DESLOC Smart Lock engaging automatically.

Your browser does not support the video tag.

Video: This video demonstrates the remote unlocking capability of the DESLOC Smart Lock B200 via the mobile app, facilitated by the G2 Gateway. It shows a user remotely granting access to a family member.

MAINTENANCE

Battery Life and Emergency Power

The DESLOC Smart Lock B200 operates on 4 AA batteries (not included) and provides approximately 12 months of battery life. Battery life may vary based on usage frequency. The lock includes a built-in low-battery indicator to alert you when batteries need replacement.

In case of complete battery depletion, an emergency USB Type-C power port is available to temporarily power the lock for access.

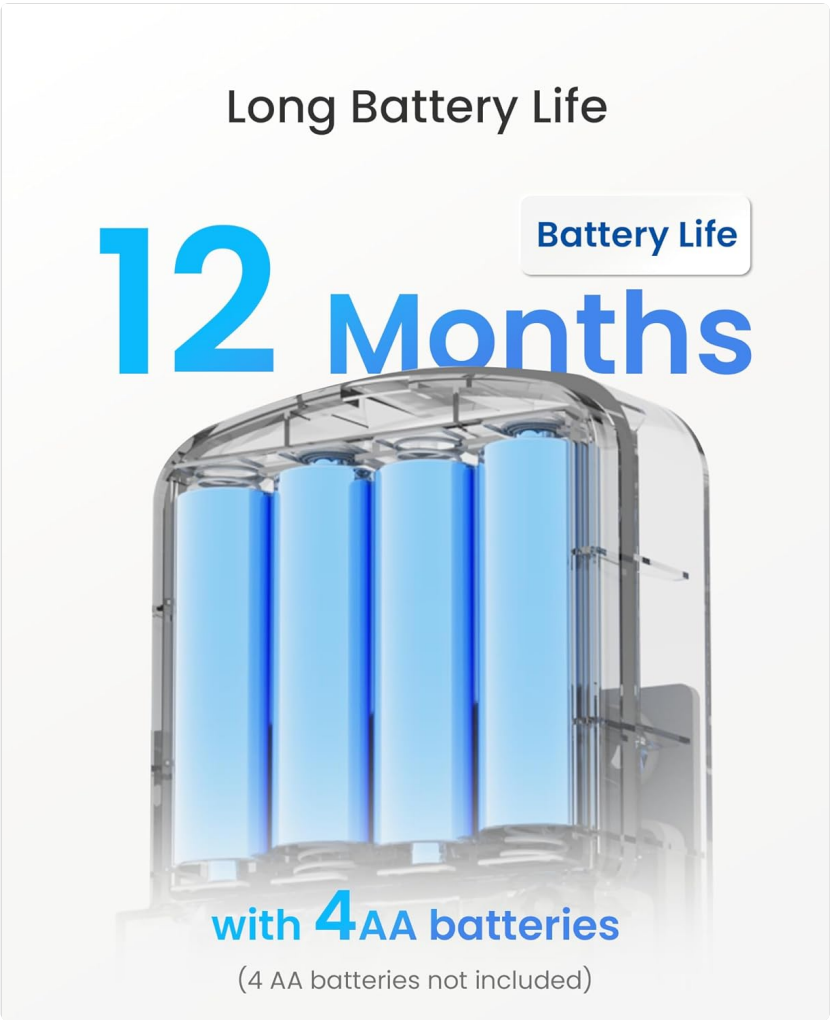


Image: A visual representation highlighting the 12-month battery life of the DESLOC Smart Lock B200, powered by 4 AA batteries.

TROUBLESHOOTING

If you encounter issues with your DESLOC Smart Lock B200, consider the following common troubleshooting steps:

- **Lock Not Responding:** Check battery levels. Replace batteries if the low-battery indicator is active or if the lock is unresponsive. Use the emergency USB Type-C port if batteries are completely drained.
- **Fingerprint Recognition Issues:** Ensure your finger is clean and dry. Re-register your fingerprint if recognition remains inconsistent.
- **App Connectivity Problems:** Verify that the G2 Gateway is powered on and connected to your Wi-Fi network. Ensure your smartphone's Bluetooth is enabled and you are within range for direct Bluetooth connection.
- **PIN Code Entry Errors:** Double-check the entered PIN code. Ensure the anti-peeping feature is not causing confusion by intentionally adding random digits.
- **Auto-Lock Malfunction:** Verify the auto-lock settings within the TTlock app.

For persistent issues, refer to the detailed troubleshooting section in the full user manual or contact customer support.

SPECIFICATIONS

Feature	Detail
Brand	DESLOC
Model Name	B200

Part Number	B200 WiFi Version
Lock Type	Biometric
Material	Aluminum
Color	Matte Black
Item Dimensions (L x W x H)	3.98 x 8.11 x 5.91 inches
Item Weight	2.18 pounds
Control Method	App, Remote, Touch, Voice
Connectivity Protocol	Bluetooth, Wi-Fi
Power Source	4 AA Batteries (Not Included)
Emergency Power	USB Type-C Port
Waterproof Rating	IP54
Operating Temperature	-22°F to 158°F (-30°C to 70°C)

Durability Testing

- **Usage Test:** 100,000 cycles
- **Keypad Life Test:** 1,000,000 cycles
- **Salt Spray Test:** 240 hours
- **High Heat Test:** Tested at 158°F
- **Motor Durability Test:** 200,000 cycles
- **Drill Lock Test:** Passed

WARRANTY AND SUPPORT

DESLOC offers a **12-month product warranty** from the date of purchase, covering manufacturing defects and malfunctions under normal use. Additionally, lifetime after-sales service is provided to ensure continued support for your product.

For assistance, please contact DESLOC customer support:

- **Hotline Support:** Available Monday - Friday, 9am - 5pm EST.
- **Email Support:** Available 24/7.

Please refer to your product packaging or the official DESLOC website for specific contact details.

