

Mediashop M37712

Pure100 MagicShine Set - Instruction Manual

Model: M37712 | Brand: Mediashop

PRODUCT OVERVIEW

The Pure100 MagicShine Set offers a comprehensive solution for cleaning, polishing, and protecting various surfaces in your home and beyond. This set includes two containers of Pure100 MagicShine multi-surface cleaner and ten replacement sponges, providing everything you need for effective cleaning. Its unique formula is designed to tackle tough stains like burnt-on residue without causing scratches, making it safe for delicate surfaces while delivering powerful results.



The Pure100 MagicShine Set, including two cleaner tubs and ten replacement sponges.

PACKAGE CONTENTS

- 2x Pure100 MagicShine Multi-Surface Cleaner (300 grams each)
- 10x Replacement Sponges

KEY FEATURES

- **Multi-Surface Cleaning with Polishing Effect:** Cleans, polishes, and protects various surfaces including cooktops, ovens, grills, sinks, shower doors, garden furniture, and car rims.
- **Powerful & Gentle:** Thoroughly removes even burnt-on and stuck-on residue without scratches. Ideal for stainless steel, ceramic, porcelain, marble, and many other materials.
- **Fresh Citrus Scent & Durability:** Provides a pleasant scent for a fresh cleaning experience and leaves a protective film that delays new dirt adhesion, ensuring long-lasting cleanliness.
- **Environmentally Friendly Formula:** Natural cleaning stone made with high-quality clay, free from phosphates or harmful chemicals, making it safe for both household use and the environment.



MAGIC SHINE

**französische
Tonerde**

**natürliche
Seifenflocken**

**hochwertiges
Zitrusöl**



The natural ingredients of Pure100 MagicShine: French clay, natural soap flakes, and citrus oil.



Icons illustrating the product's key benefits: powerful cleaning, brilliant shine, versatile application, and a fresh citrus scent.

SETUP

The Pure100 MagicShine cleaner is ready to use directly from its container. No complex setup or mixing is required. Simply ensure you have a clean sponge (provided in the set) and a source of water for activation.



The cleaner is applied directly to the surface using the provided sponge.

OPERATING INSTRUCTIONS

General Application

1. **Dampen the Sponge:** Take one of the provided sponges and moisten it with water.
2. **Load the Cleaner:** Rub the damp sponge directly onto the Pure100 MagicShine cleaning stone in the tub. This will create a rich foam.
3. **Clean the Surface:** Apply the foamy sponge to the surface you wish to clean. Gently scrub in circular motions to remove dirt, grime, and stains.
4. **Rinse and Wipe:** After cleaning, rinse the surface thoroughly with clean water or wipe it down with a damp cloth to remove any residue.
5. **Polish (Optional):** For an extra shine, buff the surface with a dry, clean cloth.



Rubbing the damp sponge onto the cleaning stone to activate the foam.

Specific Applications

Surface Type	Application Notes
Cooktops & Ovens	Effectively removes burnt-on food and grease. Apply with firm but gentle pressure. Rinse thoroughly to avoid streaks.
Stainless Steel & Sinks	Restores shine and removes water spots and grime. Always wipe in the direction of the grain for best results.
Shower Doors & Bathtubs	Tackles soap scum and hard water stains. The protective film helps prevent future buildup.
Garden Furniture & Car Rims	Removes outdoor dirt, grime, and brake dust. Rinse thoroughly with a hose.

Surface Type	Application Notes
Ceramic, Porcelain, Marble	Cleans without scratching. Always test on an inconspicuous area first, especially for natural stone.



Cleaning a ceramic stovetop with Pure100 MagicShine.



The cleaner is effective on various surfaces, including wood.



Cleaning a glass shower door to remove soap scum and water stains.

MAINTENANCE AND STORAGE

After each use, ensure the sponge is thoroughly rinsed with clean water and allowed to air dry. Close the lid of the Pure100 MagicShine tub tightly to prevent the cleaning stone from drying out. Store the product in a cool, dry place, away from direct sunlight and out of reach of children and pets.

TROUBLESHOOTING

- **Streaks remain after cleaning:** Ensure you are rinsing the surface thoroughly with clean water or wiping it down with a clean, damp cloth. For best results, buff with a dry cloth after rinsing.
- **Product not foaming sufficiently:** Make sure the sponge is adequately damp before rubbing it on the cleaning stone. If the stone feels dry, add a few drops of water to its surface.
- **Stubborn stains not fully removed:** For very tough or old stains, a second application with slightly more pressure may be necessary. Allow the foam to sit on the stain for a minute or two before scrubbing.
- **Product appears crumbly:** This is normal if the product has dried out slightly. Simply add a small amount of

water to the surface of the cleaning stone to rehydrate it.




SPECIFICATIONS



Attribute	Detail
Brand	Mediashop
Model Number	M37712
Product Weight (Total)	600 grams (2 x 300 grams)
Product Dimensions	10.1 x 10.1 x 6 cm (per tub)
Scent	Citrus
Formula	Natural, Phosphate-free

WARRANTY AND SUPPORT

For any questions regarding the Pure100 MagicShine Set, or for support with product usage, please refer to the contact information provided by your retailer or the manufacturer, Mediashop. Please retain your proof of purchase for any warranty claims.

Related Documents - M37712

	<p>Hurricane Floating Mop User Manual and Instructions</p> <p>Official user manual for the Hurricane Floating Mop by Mediashop. Learn how to assemble, charge, operate, and clean your Hurricane Floating Mop for optimal floor cleaning results. Includes safety guidelines and technical specifications.</p>
	<p>Hurricane Floating Mop User Manual - Efficient Cordless Electric Mop</p> <p>Comprehensive user manual for the Hurricane Floating Mop, detailing setup, operation, safety, cleaning, and technical specifications for this cordless electric floor cleaner. Includes multilingual instructions.</p>
	<p>MediaShop: Nejlepší nabídky kuchyňských spotřebičů a domácích potřeb</p> <p>Prohlédněte si aktuální katalog MediaShop s širokou nabídkou inovativních kuchyňských spotřebičů, pomocníků do domácnosti a praktických vychytávek pro snadnější život. Objevte skvělé slevy a novinky.</p>

 The image shows the cover of a manual for the Livingston ChillTower Turbo. It features the Livingston logo at the top, followed by the product name 'CHILLTOWER TURBO' in large, bold letters. Below the title, there are several small images showing the product and its components. The text on the cover is in both English and Spanish, indicating it is a bilingual manual. At the bottom, there is a small logo for McDonald's.	<p>Livingston ChillTower Turbo Replacement Filter & Cleaning Guide</p> <p>Instructions for replacing and cleaning the filter for the Livingston ChillTower Turbo air cooler. Includes maintenance tips and importer contact information.</p>
 The image shows the cover of a manual for the Hurricane Floating Mop. It features the 'HURRICANE' logo at the top, followed by the product name 'FLOATING Mop'. Below the title, there is a large image of the mop and a circular diagram showing the mop's components. The text on the cover is in both English and Spanish, indicating it is a bilingual manual. At the bottom, there is a small logo for McDonald's.	<p>Hurricane Floating Mop User Manual and Safety Instructions</p> <p>Comprehensive guide for the Hurricane Floating Mop, covering assembly, usage, charging, cleaning, and safety precautions. Includes multilingual instructions.</p>