

Meowant 2-in-1 Dog Water Fountain

Meowant 2-in-1 Dog Water Fountain User Manual

Model: Meowant 2-in-1 Dog Water Fountain

1. PRODUCT OVERVIEW

The Meowant 2-in-1 Dog Water Fountain is designed to provide fresh, clean water for your pets. Featuring a wireless design, large capacity, and multi-layer filtration, it offers convenience and ensures your pet stays hydrated.



Image 1.1: The Meowant 2-in-1 Dog Water Fountain with a box of filter replacements.

Key Features:

- **Convenient Wireless Design:** Features a wireless pump and charging base, allowing flexible placement without cords.
- **7-13L Super Large Capacity:** Suitable for all dog breeds, cats, and multi-pet families, reducing refill frequency. Adjustable height mechanism and wide tray for multiple pets.
- **Long Battery Life:** Built-in 5,000mAh rechargeable battery provides extended standby time, ensuring water availability even during power outages or short trips.
- **2 Water Modes:** Offers Sensing mode (water dispenses for 60 seconds when pet approaches within 19.7 inches) and Continuous mode (water flows constantly). Sensing mode is recommended for power saving.

- **Multiple Filtered Living Water:** Multi-layer filtration system (coconut shell, activated carbon) effectively removes impurities, keeping water clean and activated.

2. SETUP INSTRUCTIONS

1. **Unpack Components:** Carefully remove all parts from the packaging. Ensure all components are present: main fountain unit, wireless pump, charging base, and filter replacements.
2. **Initial Charge:** Before first use, fully charge the fountain's built-in battery using the provided charging base. Connect the charging base to a power source. The indicator light will show charging status.
3. **Assemble Filter:** Insert the multi-layer filter into its designated slot within the fountain unit. Ensure it is securely seated.
4. **Fill with Water:** Fill the water reservoir with clean, fresh water. Do not exceed the maximum fill line. The fountain has a capacity of 7-13 liters, depending on configuration.
5. **Place Fountain:** Position the assembled fountain in your desired location. Thanks to its wireless design, it can be placed in various indoor or outdoor areas without needing to be near a power outlet.

Cordless Design, Placed Anywhere

Wireless design ensures no cables to bite



Image 2.1: The cordless design allows flexible placement in various environments.

3. OPERATING MODES

The Meowant water fountain offers two distinct operating modes to suit your pet's needs and conserve energy.

- **Sensing Mode (Recommended):**

In this mode, the fountain will dispense water for 60 seconds when a pet approaches within approximately 19.7 inches (50 cm). This mode is energy-efficient as it only activates when needed.

- **Continuous Mode:**

In this mode, the water flows continuously, providing a constant stream of fresh water for your pet.

To switch between modes, refer to the control panel or button on the fountain unit. The recommended mode for daily use is Sensing Mode to optimize battery life.



Image 3.1: Illustration of the two water modes: Sensor Mode (water runs when pet approaches) and Continuous Mode (water flows continuously).

5 Layer Filtration System

Keep the water fresh and clean

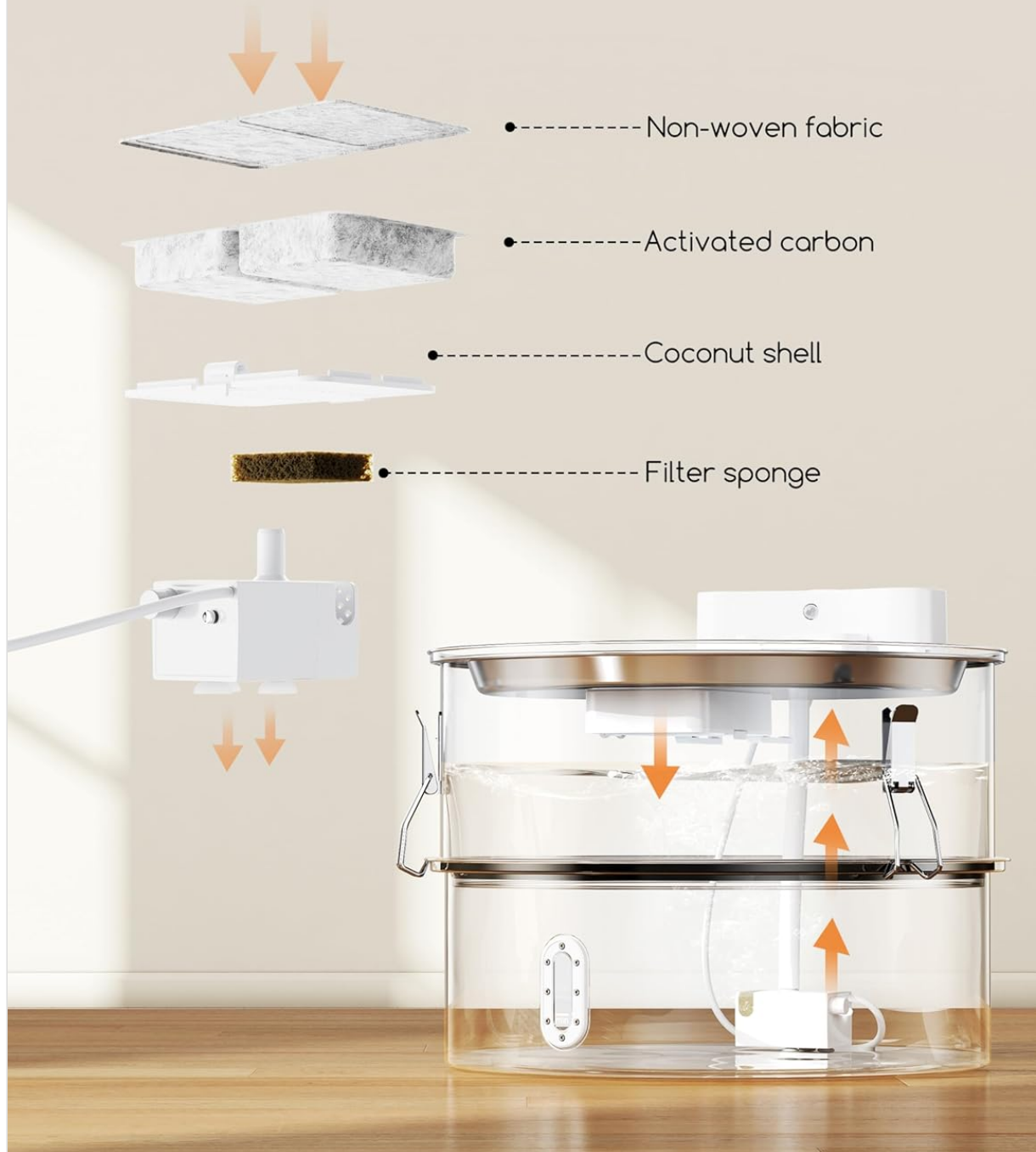


Image 3.2: The fountain features a visible water level indicator with a white light for normal operation and a red light for low water alerts, preventing dry burning.

4. MAINTENANCE

Regular maintenance is crucial to ensure the longevity and optimal performance of your Meowant water fountain, and to provide your pet with clean water.

4.1. Filter Replacement

The fountain utilizes a multi-layer filtration system. Filters should be replaced regularly, typically every 2-4 weeks, depending on the number of pets and water quality. Refer to the filter packaging for specific

replacement intervals.



Image 4.1: Breakdown of the 5-layer filtration system, including non-woven fabric, activated carbon, coconut shell, and filter sponge, designed to keep water fresh and clean.

4.2. Cleaning the Fountain

Clean the fountain unit and pump regularly to prevent mineral buildup and bacterial growth. Disassemble the fountain, wash all components with mild soap and water, and rinse thoroughly. Ensure all soap residue is removed before reassembly.

Note: Do not submerge the charging base or the main electronic components in water. Wipe them clean with a damp cloth.

5. TROUBLESHOOTING

Problem	Possible Cause	Solution
Fountain not dispensing water.	<ul style="list-style-type: none">• Low water level.• Battery drained.• Pump clogged or dirty.• Incorrect mode selected.	<ul style="list-style-type: none">• Refill water to appropriate level.• Recharge the fountain's battery.• Clean the pump and filter thoroughly.• Ensure Sensing Mode is activated or switch to Continuous Mode.
Water flow is weak.	<ul style="list-style-type: none">• Filter is dirty or clogged.• Pump needs cleaning.	<ul style="list-style-type: none">• Replace the filter.• Clean the pump and internal tubing.
Red light indicator is on.	Low water level alert.	Refill the water reservoir immediately to prevent dry burning of the pump.
Fountain not charging.	<ul style="list-style-type: none">• Charging cable or adapter faulty.• Charging base not properly connected.	<ul style="list-style-type: none">• Check cable and adapter. Try a different power outlet.• Ensure the fountain is correctly seated on the charging base.

6. SPECIFICATIONS

- Brand:** Meowant
- Model:** 2-in-1 Dog Water Fountain
- Capacity:** 7-13 Liters (1.8-3.4 Gallons)
- Power Source:** Battery Powered (5,000mAh built-in rechargeable battery)
- Material:** Plastic, Stainless Steel
- Dog Breed Size:** Large (suitable for all dog breeds, cats, and multi-pet families)
- Water Modes:** Sensing Mode, Continuous Mode
- Sensing Distance:** Approx. 19.7 inches (50 cm)

7-13L Super Capacity

Can be used single-layer or double-layer
suitable for multiple pets



Image 6.1: The fountain's super large capacity, ranging from 7 to 13 liters, can be configured as single or double-layer for multiple pets.

Visible Water Level

Low water level reminder to prevent dry burning



Image 6.2: The fountain's 5000mAh built-in rechargeable battery provides extended power, reducing worries about power outages.

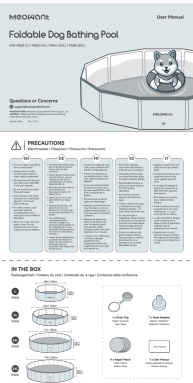



7. WARRANTY AND SUPPORT

For warranty information or technical support, please contact Meowant customer service. Keep your purchase receipt as proof of purchase.

Customer Support: Refer to the contact information provided with your product packaging or visit the official Meowant website for assistance.

Online Resources: For additional tips, FAQs, and product updates, visit the [Meowant Store on Amazon](#).

Related Documents

 The cover of the Meowant Foldable Dog Bathing Pool User Manual. It features a blue header with the Meowant logo and the title 'Foldable Dog Bathing Pool'. Below the title is a small illustration of a dog in a pool. The cover also includes sections for 'Questions or Comments', 'PRECAUTIONS', and 'IN THE BOX'.	<p>Meowant Foldable Dog Bathing Pool User Manual</p> <p>User manual for the Meowant Foldable Dog Bathing Pool, including setup, draining, and storage instructions. Covers models MW-PS02 (L), PS03 (XL), PS04 (XXL), and PS05 (3XL).</p>
 The cover of the Meowant MW-PV01 Pet Grooming Kit User Manual. It features a blue header with the Meowant logo and the title 'PET GROOMING KIT'. Below the title is a small illustration of the grooming kit. The cover also includes sections for 'Questions or Comments' and 'CE' certification.	<p>Meowant MW-PV01 Pet Grooming Kit User Manual</p> <p>Comprehensive user manual for the Meowant MW-PV01 Pet Grooming Kit, covering safety instructions, accessory usage, care, cleaning, troubleshooting, and warranty information.</p>
 The cover of the Meowant Pet Travel Carrier: Features, Dimensions, and Care Guide. It features a blue header with the Meowant logo and the title 'Pet Travel Carrier'. Below the title is a small illustration of the carrier. The cover also includes sections for 'Questions or Comments' and 'CE' certification.	<p>Meowant Pet Travel Carrier: Features, Dimensions, and Care Guide</p> <p>Discover the Meowant Pet Travel Carrier, designed for comfortable and safe travel with your pet. This guide details features, measurements, expansion options, and care instructions for models MW-PB01 (L) and MW-PB02 (XL).</p>
 The cover of the Meowant Smart Cat Litter Box User Manual. It features a blue header with the Meowant logo and the title 'Smart Cat Litter Box'. Below the title is a small illustration of the litter box. The cover also includes sections for 'Questions or Comments' and 'CE' certification.	<p>Meowant Smart Cat Litter Box User Manual</p> <p>Comprehensive user manual for the Meowant Smart Cat Litter Box (Model: MW-SC01), covering setup, operation, maintenance, troubleshooting, and warranty information.</p>