

sharge CarbonMag Magsafe Power Bank Bundle

CarbonMag Magsafe Power Bank Bundle User Manual

Brand: sharge

- [Introduction](#)
- [What's in the](#)
- [Box](#)
- [Setup](#)
- [Operating](#)
- [Maintenance](#)
- [Troubleshooting](#)
- [Specifications](#)
- [Warranty & Support](#)

1. INTRODUCTION

This manual provides comprehensive instructions for the safe and efficient use of your sharge CarbonMag Magsafe Power Bank Bundle. This bundle includes both the CarbonMag Magsafe Power Bank and the ICEMAG 2 Magsafe Power Bank, designed to provide portable, magnetic wireless charging for compatible devices.

The CarbonMag Magsafe Power Bank features 15W Qi2 magnetic fast charging, ensuring quick and reliable power delivery. It boasts a strong magnetic suction for secure attachment and an Active Cooling 2.0 System to prevent overheating during extended use. Constructed from ultra-light carbon fiber, it offers durability and portability.



Image: The CarbonMag Magsafe Power Bank (left) and the ICEMAG 2 Magsafe Power Bank (right) are shown side-by-side, highlighting their distinct

designs and compact sizes. The CarbonMag features a transparent casing revealing internal components, while the ICEMAG 2 is attached to the back of a smartphone.

2. WHAT'S IN THE BOX

Upon opening the package, please verify that all components are present and in good condition:

- CarbonMag Magsafe Power Bank × 1
- ICEMAG 2 Magsafe Power Bank × 1
- USB-C Charging Cable × 1 (typically included for charging the power banks)
- User Manual (this document) × 1

Note: Contents may vary slightly based on region or specific bundle configuration. Please refer to the product packaging for the most accurate list.

3. SETUP

Before first use, it is recommended to fully charge both power banks.

1. **Initial Charging:** Connect the provided USB-C charging cable to the power bank's USB-C port and the other end to a compatible USB power adapter (not included). The indicator lights on the power bank will illuminate to show charging progress. Charge until all indicator lights are solid, indicating a full charge.
2. **Device Compatibility:** Ensure your device is compatible with MagSafe or Qi2 magnetic wireless charging. This includes iPhone 13, iPhone 14, iPhone 15, iPhone 16, and other compatible Android devices.
3. **Magnetic Attachment:** For optimal performance, ensure your phone case (if any) is MagSafe compatible. A non-MagSafe case may reduce magnetic strength and charging efficiency.



Charge iPhone 16 to 30%

 27 Min

ICEMAG 2 Qi2 15W

 45 Min

Other Magnetic Battery 7.5W

*Tested by SHARGE Lab. Actual usage may vary depending on the usage environment.

Image: The ICEMAG 2 Magsafe Power Bank is shown magnetically attached to the back of an iPhone, demonstrating the secure connection and compact profile when in use. The phone's screen displays a charging animation.

4. OPERATING INSTRUCTIONS

4.1 Magnetic Attachment (Snap and Go)

The power banks are designed for effortless magnetic attachment to compatible devices. Simply align the power bank with the MagSafe area on the back of your iPhone or MagSafe-compatible Android device. The strong magnets will snap it securely into place.

- **Secure Hold:** The 2.24 pounds of magnetic suction ensures a firm attachment, preventing accidental detachment even during movement.
- **Ergonomic Design:** The power banks are designed for comfortable grip and do not obstruct lens access on most compatible phones.



Image: A composite image illustrating three key features: "Snap & Go" showing the power bank attaching to a phone, "Unobstructed Lens Access" demonstrating that the power bank does not block the phone's camera, and "Non-protruding Size" highlighting its slim profile when attached.



Image: A person is shown holding an iPhone with the ICEMAG 2 Magsafe Power Bank attached to its back, demonstrating how the device looks and feels during typical use, emphasizing its compact and integrated design.

4.2 Charging Your Device

Once magnetically attached, the power bank will automatically begin charging your compatible device wirelessly.

The 15W Qi2 magnetic fast charging technology ensures efficient power transfer.

- **Fast Charging:** Experience charging speeds up to 2 times faster than standard Qi wireless charging.
- **Wired Charging:** Both power banks also feature a USB-C port for wired charging of other devices or for recharging the power bank itself.



Image: A graphic comparing the charging speed of the ICEMAG 2 Qi2 15W, which charges an iPhone 16 to 30% in 27 minutes, versus other magnetic batteries (7.5W) that take 45 minutes for the same charge level. This highlights the faster charging capability of the ICEMAG 2.

4.3 Active Cooling System 2.0 (CarbonMag)

The CarbonMag power bank is equipped with an advanced Active Cooling 2.0 System to manage heat during charging, ensuring optimal performance and longevity.

- **Enhanced Airflow:** An upgraded cooling fan and aluminum backplate work together to dissipate heat effectively.
- **Consistent Performance:** This system allows for longer charging sessions without the risk of overheating, maintaining efficient power delivery.



Image: A detailed internal view of the CarbonMag power bank, showcasing its transparent design that reveals the cooling fan with RGB lighting and other electronic components, illustrating the Active Cooling 2.0 System.

4.4 Portability and Design

Both power banks are crafted for maximum portability and durability.

- **Ultra-Light Carbon Fiber:** Weighing just 4.23oz (approximately 120g), the CarbonMag offers a premium,

lightweight design.

- **Slim Profile:** With a thickness of 0.35 inches (8.8mm), the power banks are designed to be unobtrusive when attached to your phone.
- **Built-to-Last:** High-strength carbon fiber construction provides 80% more durability than standard materials, making them lighter than aluminum and stronger than steel.
- **Integrated Kickstand (ICEMAG 2):** The ICEMAG 2 features a foldable kickstand for convenient hands-free viewing while charging.



Image: A diagram illustrating the slim profile of the power bank, indicating a thickness of 0.35 inches (8.8mm), emphasizing its compact design.

Lighter Than An Apple

120g/0.26lb



40% Thinner

8.8mm/0.35"



Image: A visual comparison demonstrating the power bank's light weight (120g/0.26lb) by balancing it against an apple, and its slimness by showing it is 40% thinner (8.8mm/0.35") than a typical power bank.



Image: A person is shown on an airplane, using the ICEMAG 2 Magsafe Power Bank with its integrated kickstand to prop up their phone on a tray table, illustrating its convenience for hands-free viewing.

5. MAINTENANCE

Proper care and maintenance will extend the lifespan of your power banks:

- **Cleaning:** Use a soft, dry, lint-free cloth to clean the surface of the power banks. Do not use harsh chemicals, cleaning solvents, or strong detergents.
- **Storage:** Store the power banks in a cool, dry place away from direct sunlight, extreme temperatures, and high humidity.
- **Avoid Drops:** While durable, avoid dropping the power banks or subjecting them to strong impacts, as this can damage internal components.
- **Water Resistance:** The product is *Not Water Resistant*. Avoid exposure to water or other liquids.

6. TROUBLESHOOTING

If you encounter issues with your CarbonMag Magsafe Power Bank Bundle, refer to the following common problems and solutions:

Problem	Possible Cause	Solution
Power bank not charging device wirelessly.	<ul style="list-style-type: none">• Power bank battery is low or depleted.• Device is not Qi2/MagSafe compatible.• Phone case is too thick or not MagSafe compatible.• Misalignment of power bank and device.	<ul style="list-style-type: none">• Recharge the power bank fully.• Verify device compatibility.• Remove phone case or use a MagSafe-compatible case.• Ensure proper alignment of the power bank with the device's charging coil.
Power bank not recharging.	<ul style="list-style-type: none">• Charging cable is faulty or not properly connected.• Power adapter is not working or insufficient.• Power bank port is damaged.	<ul style="list-style-type: none">• Try a different USB-C cable and ensure it's securely connected.• Use a different power adapter (e.g., a wall charger).• Contact customer support if the port appears damaged.
Slow charging.	<ul style="list-style-type: none">• Device is not fully supporting 15W Qi2.• Background apps on device consuming power.• Environmental temperature is too high.	<ul style="list-style-type: none">• Ensure your device supports 15W Qi2 for optimal speed.• Close unnecessary background applications on your device.• Charge in a cooler environment.

Problem	Possible Cause	Solution
Power bank feels warm during use.	<ul style="list-style-type: none">• Normal operation during charging.• Excessive heat due to prolonged use or high ambient temperature.	<ul style="list-style-type: none">• A slight warmth is normal.• The Active Cooling System 2.0 helps manage heat. If it feels excessively hot, discontinue use and allow it to cool down. Ensure the cooling fan is not obstructed.

If the problem persists after trying these solutions, please contact customer support.

7. SPECIFICATIONS

Feature	Detail
Product Name	CarbonMag Magsafe Power Bank Bundle
Brand	sharge
Model (Included)	CarbonMag Magsafe Power Bank, ICEMAG 2 Magsafe Power Bank
Wireless Charging Output	15W Qi2 Magnetic Fast Charging
Magnetic Suction Strength	2.24 pounds
Cooling System	Active Cooling 2.0 System (CarbonMag)
Material	High-strength Carbon Fiber
Weight (CarbonMag)	Approx. 4.23oz (120g)
Thickness	Approx. 0.35 inches (8.8mm)
Compatible Phone Models	iPhone 13, iPhone 14, iPhone 15, iPhone 16
Compatible Devices	iPhone 16, iPhone 15, iPhone 14, iPhone 13, Android devices
Color	Black
Water Resistance Level	Not Water Resistant
ASIN	B0DQ596XS7

8. WARRANTY AND SUPPORT

8.1 Limited Warranty

sharge products are covered by a limited warranty from the date of purchase. This warranty covers manufacturing

defects in materials and workmanship. It does not cover damage caused by misuse, accident, unauthorized modification, or normal wear and tear.

Please retain your proof of purchase for warranty claims. The standard return policy is 30 days for refund/replacement.

8.2 Customer Support

For technical assistance, warranty claims, or any questions regarding your CarbonMag Magsafe Power Bank Bundle, please contact sharge customer support through the following channels:





- **Online Support:** Visit the official sharge website for FAQs, support articles, and contact forms.
- **Email Support:** Refer to your product packaging or the official website for the customer service email address.
- **Amazon Seller Page:** You can also reach out to the seller, SHARGE Official Store, via their Amazon seller page for assistance related to your purchase. [SHARGE Official Store on Amazon](#)

When contacting support, please provide your product model number (CarbonMag Magsafe Power Bank Bundle) and a detailed description of the issue.

© 2024 sharge. All rights reserved.

This manual is for informational purposes only. Product specifications are subject to change without notice.

Related Documents - CarbonMag Magsafe Power Bank Bundle

	<p>SHARGE CarbonMag Power Bank C3 User Manual - Portable Charger Guide</p> <p>Comprehensive user manual for the SHARGE CarbonMag Power Bank C3. Learn about product features, specifications, usage instructions, safety precautions, and troubleshooting for this 5000mAh magnetic wireless charger.</p>
	<p>SHARGE ICEMAG 10000mAh Power Bank User Manual and Specifications</p> <p>Discover the SHARGE ICEMAG 10000mAh Power Bank. This document details its features, including 20W fast charging, 7.5W magnetic wireless charging, and turbo cooling. It covers product specifications, operating instructions, safety precautions, warranty, and customer service information provided by Sharge Technology.</p>
	<p>SHARGE Hurricane 2 M2 Magnetic Power Bank User Manual - Fast Charging & Wireless Charging Guide</p> <p>Comprehensive user manual for the SHARGE Hurricane 2 (ICEMAG 2) M2 magnetic mobile power bank. Learn about its 30W USB-C fast charging, 15W wireless charging, safety features, and operation. Includes specifications, instructions, and compliance information.</p>
	<p>SHARGE M4 Magnetic Wireless Power Bank User Manual and Specifications</p> <p>Detailed user manual and specifications for the SHARGE M4 magnetic wireless power bank, including charging instructions, safety precautions, and product details.</p>



[SHARGE SP020A ICEMAG 10000mAh Wireless Magnetic Power Bank User Manual](#)

User manual and technical specifications for the SHARGE ICEMAG 10000mAh wireless magnetic power bank (model SP020A), including product introduction, safety information, parameters, warranty, and customer service.



[SHARGE- M5 Magnetic Wireless Charger User Manual](#)

User manual for the SHARGE- M5 magnetic wireless charger, detailing its specifications, usage instructions, technical requirements, and revision history. Includes product information and certifications.