

LIGE TX3-A

LIGE TX3 Military Smart Watch User Manual

Model: TX3-A

1. INTRODUCTION

Thank you for choosing the LIGE TX3 Military Smart Watch. This manual provides essential information for setting up, operating, and maintaining your device. Please read it carefully to ensure optimal performance and longevity of your smartwatch.



Figure 1: LIGE TX3 Military Smart Watch Overview

The LIGE TX3 Military Smart Watch is designed for durability and functionality, featuring a robust build, long battery life, and comprehensive health and fitness tracking capabilities.

2. WHAT'S IN THE BOX

Upon opening your LIGE TX3 Military Smart Watch package, please verify that all the following items are included:

- 1 * LIGE TX3 Smartwatch
- 2 * Straps (one pre-attached, one additional)
- 1 * Regulator (for metal strap adjustment)
- 1 * Charging Cable
- 1 * User Manual

Festive Surprises



Package & Size



Figure 2: Package Contents

Ensure all components are present and undamaged before proceeding with setup.

3. SETUP

3.1 Charging the Smartwatch

Before first use, fully charge your LIGE TX3 Smart Watch. The device is equipped with a 900mAh battery, providing extended usage. A full charge typically takes approximately 3 hours.

1. Connect the magnetic charging cable to the charging contacts on the back of the smartwatch.
2. Plug the USB end of the charging cable into a standard USB power adapter (5V/1A recommended) or a computer's USB port.

3. The watch display will indicate charging status. Once fully charged, the battery icon will show full.

900 mAh Large Battery

Note: Battery life may vary depending on settings, frequency of use and ambient temperature. Therefore actual results may differ from laboratory data.

Standby

80+ days

Normal Use

30+ days

Charging

2-3 Hours



900 mAh




Figure 3: Charging the Smartwatch

The 900mAh battery offers over 60 days of standby time and 30+ days of normal use.

3.2 App Installation and Pairing

To unlock the full potential of your LIGE TX3 Smart Watch, download and install the companion application on your smartphone. The watch is compatible with Android and iOS 9.0 and above smartphones.

1. **Download the App:** Scan the QR code provided in the user manual or search for the official LIGE app in your smartphone's app store (Google Play Store for Android, Apple App Store for iOS).
2. **Enable Bluetooth:** Ensure Bluetooth is enabled on your smartphone.
3. **Open the App:** Launch the LIGE app and follow the on-screen instructions to create an account or log in.
4. **Add Device:** Within the app, navigate to the 'Add Device' or 'Pair Device' section. The app will search for available smartwatches.
5. **Select Your Watch:** Select 'LIGE TX3' from the list of discovered devices. Confirm the pairing request on both your phone and the smartwatch if prompted.
6. **Complete Setup:** Once paired, the app will guide you through initial settings, such as personal profile, notification permissions, and health monitoring preferences.

For detailed visual instructions on connecting the smartwatch, please refer to the connection video if available on the product page or manufacturer's website.

4. OPERATING YOUR SMARTWATCH

4.1 Display and Navigation

The LIGE TX3 features a 1.73-inch full-touch HD AMOLED display with 466x466 resolution, offering clear visuals and responsive touch controls.

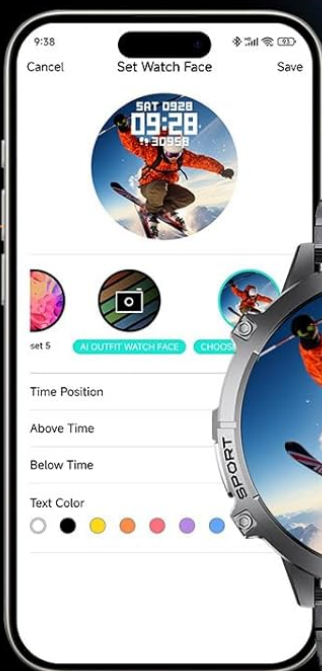
- **Touch Screen:** Swipe left/right, up/down to navigate through menus and features. Tap to select items.
- **Side Buttons:** The watch includes physical buttons for quick access to functions like power on/off, back, or specific modes (e.g., 'POWER' and 'MENU' buttons).
- **Wake Screen:** Raise your wrist to automatically wake the screen, or press any physical button.

1.73" AMOLED Screen

AMOLED
Ultra-Wide Viewing Angle

99.5%
Adobe
RGB

**Color
Accuracy**
 $\Delta E < 5$



100+ Watch Faces

"Da Fit" dial market offers more than 100 beautiful dials, and you can also use your favorite photos as dials



LIGE SMART WATCH



1.73" AMOLED
Ultra Definition Screen



AI Voice Assistant



Bluetooth Call



110+ Sport Modes

An outdoor smarwatch designed for
men who love outdoor adventures



Figure 4: AMOLED Display Features

The 1.73-inch AMOLED display provides an ultra-high resolution for an unparalleled visual experience.

4.2 Bluetooth Calling & Message Notifications

Stay connected directly from your wrist with the LIGE TX3's Bluetooth calling and notification features.

- **Making/Receiving Calls:** With the built-in microphone and HD speaker, you can make and receive calls directly from the watch after pairing with your phone. Access call history and contacts via the app.
- **Message Notifications:** Receive real-time notifications from various apps such as WhatsApp, Twitter, Facebook, Instagram, and more. Ensure notification permissions are enabled in the companion app.

Bluetooth Calls & Notifications





Military Smartwatch

The smart watch is made of a titanium alloy housing that is wear-resistant, shock-resistant, water-resistant and sand-resistant and offers your device excellent safety protection.

- 5ATM Waterproof
- Dustproof
- Drop-proof
- Scratch Resistant



Bluetooth Call

- Call Records
- Contact Person
- Call Answer/Dial
- Bluetooth

Phone Call

1856xxxx328	28/09/2022
Jason	28/09/2022
Charles	28/09/2022

1856xxxx328

1	2	3
4	5	6
7*	8	9#
0*		

Volume

- Alice
- Rita
- Jason
- Charles

10:09

1856 xxxxx 328

Incoming Call

+1-856-xxx-328

los angeles USA

Message

Accept

Figure 5: Bluetooth Call and Message Notifications

The watch ensures quick and stable connections with advanced Bluetooth 5.3 technology.

4.3 Health Monitoring

The LIGE TX3 is equipped with advanced sensor chips for continuous health monitoring.

- **Heart Rate Monitoring:** Continuously tracks your heart rate throughout the day.
- **Blood Oxygen (SpO2) Monitoring:** Measures your blood oxygen levels.
- **Sleep Monitoring:** Tracks your sleep duration and quality (deep sleep, light sleep). View detailed sleep data in the app to improve sleep habits.

Important Note: Monitoring data is for reference only and cannot be used for medical diagnosis.

24/7 Health Monitoring



110+ Sports Modes

Smart Watch support 110+ sport mode: running, riding, badminton, hiking etc to give you more detailed insight into whole day sports activity



Steps: 28453 steps

Calories: 356 kcal


Distance: 5 km

Heart Rate: 105 bpm



24-Hour Heart Rate Monitor

Equipped with advanced optical sensors, the smart watch provides real-time heart rate monitoring, giving you peace of mind when it comes to your health.



Blood Oxygen Monitor

To deliver the recent spO2 varying range and let you know the blood oxygen saturation when you do exercises or click the function on the smart watch.



Figure 6: Comprehensive Health Monitoring

Monitor your health status with continuous tracking of heart rate, blood oxygen, and sleep quality.

4.4 Sports Tracking

The LIGE TX3 offers over 110 sports modes to accurately track your workouts and provide data for scientific training.

- **Activity Modes:** Includes common modes like running, fitness, cycling, badminton, baseball, and many more accessible via the app.
- **Data Recording:** Records training history, speed, pace, steps, calories, distance, and heart rate changes.

110+ Sports Modes

Explore 110+ sports modes and track your progress



6028

STEP



328

KCAL



5.03

KM



148

BPM

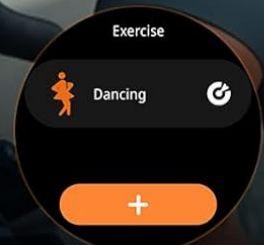


Figure 7: 110+ Sports Modes

Track your progress across a wide range of activities for efficient training.

4.5 Watch Faces & Customization

Personalize your smartwatch with a variety of watch faces.

- **Pre-installed Faces:** Choose from over 200 watch faces available through the app.
- **Custom Faces:** Upload your favorite images to create personalized watch faces.



Figure 8: Watch Face Customization

Switch between styles or create your own unique watch face.

4.6 Multi-functional Features

The LIGE TX3 integrates a wide range of practical features for daily life and outdoor adventures:

- **Compass:** Orient yourself with accurate readings.
- **Barometer/Altimeter:** Display current altitude and barometric pressure.
- **Weather Forecast:** Get real-time weather updates.
- **Voice Assistant:** Wake up your phone's voice assistant directly from the watch.
- **Alarm Clock:** Set alarms for reminders.
- **Calculator:** Perform basic calculations.
- **Pedometer:** Track your steps throughout the day.
- **Music Control:** Control music playback on your smartphone.
- **Camera Control:** Remotely trigger your phone's camera.
- **Phone Finder:** Locate your misplaced phone.
- **Brightness Adjustment:** Adjust screen brightness for optimal viewing.
- **Do Not Disturb Mode:** Silence notifications when needed.
- **SOS Emergency Call:** A quick access feature for emergencies.
- **Sedentary Reminder:** Prompts you to move after periods of inactivity.
- **Drink Water Reminder:** Helps you stay hydrated.

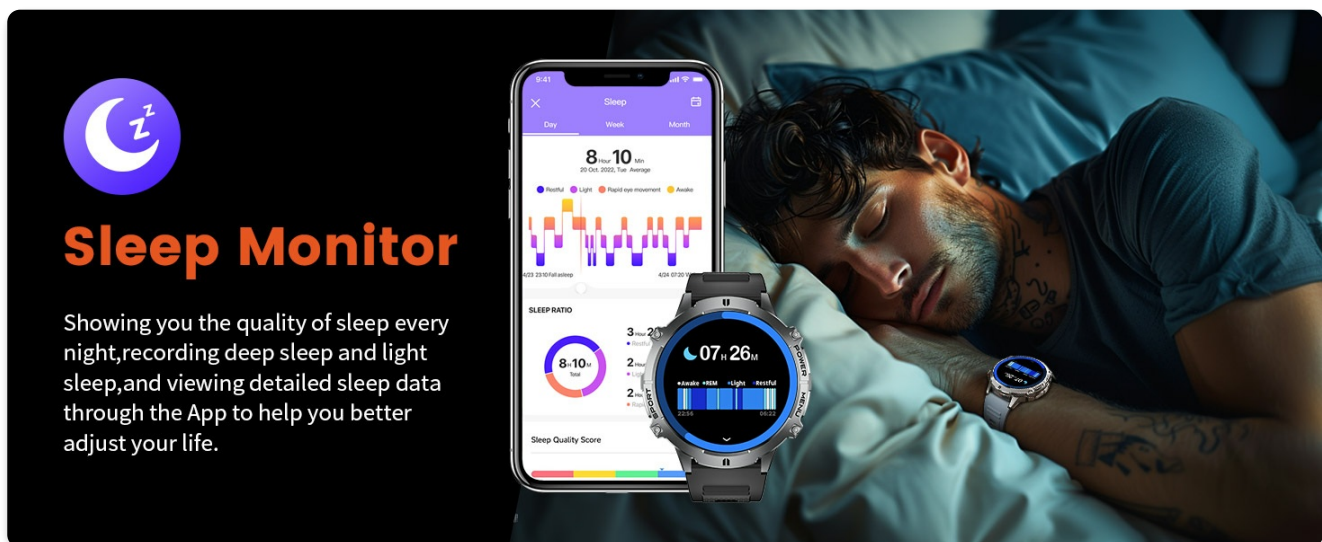


Figure 9: Additional Smartwatch Features

Explore the diverse functionalities integrated into your LIGE TX3 Smart Watch.

5. MAINTENANCE

5.1 Cleaning Your Smartwatch

Regular cleaning helps maintain the appearance and functionality of your smartwatch.

- Wipe the screen and body with a soft, lint-free cloth.
- For stubborn smudges, slightly dampen the cloth with water. Avoid harsh chemicals or abrasive materials.
- Clean the charging contacts periodically to ensure good connection.

5.2 Water Resistance

The LIGE TX3 Smart Watch is **5ATM waterproof**, meaning it can withstand pressures equivalent to a depth of 50 meters. This makes it suitable for swimming and showering, but not for diving or high-pressure water activities.

- Do not operate the watch buttons underwater.
- Avoid exposing the watch to hot water, steam, or sudden temperature changes, as this can compromise the water seal.
- After exposure to saltwater, rinse the watch with fresh water and dry it thoroughly.

Military-Grade, 5ATM Waterproof

Withstand Any Harsh Environment, The Best
Assistant for Outdoor Sports.





Figure 10: Military-Grade Durability and Water Resistance

The watch is designed to withstand harsh environments, offering excellent protection.

5.3 Battery Care and Storage

To maximize battery life and device longevity:

- Avoid extreme temperatures (hot or cold) as they can degrade battery performance.
- If storing the watch for an extended period, charge it to about 50% before storage and recharge it every few months to prevent deep discharge.
- Use only the provided charging cable.

6. TROUBLESHOOTING

If you encounter issues with your LIGE TX3 Smart Watch, try the following common troubleshooting steps:

- **Watch not turning on:** Ensure the watch is fully charged. Connect it to the charger for at least 10 minutes.
- **Cannot pair with phone:**
 - Ensure Bluetooth is enabled on your phone and the watch.
 - Make sure the watch is within the Bluetooth range of your phone.
 - Restart both your phone and the smartwatch.
 - Clear Bluetooth cache on your phone (Android) or forget the device and re-pair (iOS).
 - Ensure the app has necessary permissions (location, Bluetooth, notifications).
- **Notifications not appearing:**
 - Check app notification settings on your phone and within the LIGE app.
 - Ensure the watch is not in 'Do Not Disturb' mode.
 - Maintain a stable Bluetooth connection.
- **Inaccurate health data:**
 - Ensure the watch is worn snugly on your wrist, not too loose or too tight.
 - Clean the sensor on the back of the watch.
 - Remember that data is for reference and not for medical diagnosis.
- **Short battery life:**

- Reduce screen brightness.
- Disable 'Always On Display' if enabled.
- Limit frequent heart rate or blood oxygen monitoring.
- Close unnecessary background apps on the watch (if applicable).

If these steps do not resolve your issue, please contact customer support.

7. SPECIFICATIONS




Below are the key specifications for the LIGE TX3 Military Smart Watch:

Feature	Specification
Model Number	TX3-A
Screen Size	1.73 Inches
Display Type	AMOLED (466x466 resolution)
Battery Capacity	900 mAh Lithium Polymer
Battery Life (Standby)	80+ days
Battery Life (Normal Use)	30+ days
Charging Time	Approx. 3 hours
Connectivity	Bluetooth 5.3
Memory Storage Capacity	128 MB
Water Resistance	5ATM
Operating System	AsteroidOS
Dimensions (Package)	20.5 x 9.6 x 2.4 cm
Weight (Package)	250 g
Country of Origin	China

8. WARRANTY AND SUPPORT

LIGE is committed to providing high-quality products and excellent customer service.

- **Warranty Information:** Please refer to the warranty card included in your product packaging for specific warranty terms and conditions.
- **Customer Support:** If you encounter any issues with your LIGE TX3 Smart Watch after receiving the product, or have any questions, please do not hesitate to contact our customer support team. We aim to respond and resolve your problem within 24 hours.
- **Contact Information:** Refer to the contact details provided on the product packaging or the official LIGE website for the most up-to-date support channels.

Manufacturer: Guangzhou Lige Watch Industry Co., Ltd	
Address: Room 201, Building 12, No.684, Shibel Industrial Road, Dashi Street, Panyu District, Guangzhou	
This device complies with part 15 of the FCC Rules. Operation is subject to the following two conditions: (1) This device may not cause harmful interference, and (2) this device must accept any interference received, including interference that may cause undesired operation	
EC REP	Name: SUCCESS COURIER SL Add: CALLE RIO TORMES NUM. 1, PLANTA 1, DERECHA, OFICINA 3, Fuenlabrada, Madrid, 28947 Spain E-Mail: successservice2@hotmail.com (Not for after-sales)
UK REP	Name: EVATOST CONSULTING LTD Add: Office 101 32 Threadneedle Street, London, United Kingdom, EC2R 8AY E-Mail: contact@evatost.com (Not for after-sales)
We simply act as UK/EU representative for cross-border sellers, and are not manufacturers/importers/distributors for the product, nor involved in the manufacture/import/sale of the product. Therefore, we are not responsible for any after-sales services related to the product. In case of any product quality or infringement issues, the manufacturer/importer/seller shall be solely held responsible.	
<div style="display: flex; justify-content: space-around;"> <div>  <p>FR Cet appareil, ses accessoires, cordons et batteries se recyclent</p> </div> <div>  <p>ADÉPOSER EN MARCHÉ EN DÉCHÈTÈRE</p> </div> <div>  <p>FR ÉLÉMENTS D'EMBALLAGE À SÉPARER ET ADÉPOSER DANS LE BAC DE TRI</p> </div> </div> <p style="font-size: small; text-align: center;">Point de collecte sur www.qualiteindemarche.fr Privilégiez la réparation ou le don de votre appareil !</p>	

Safety Precautions:

1. Do not expose the watch to high-temperature environments avoid battery explosions or safety hazards.
2. Contains non-removable cobalt battery; do not disassemble.
3. Not a medical device; health data is for reference only.

MADE IN CHINA



X0026YTCJB
LIGE Smartw...serdicht IP68
NEW TX3-A-JF-ZGJ



FCC ID: 2BEYG-BW1846

219-239068

Input Voltage Current: 5V

Made In China

Figure 11: Product Information on Packaging

Important information regarding manufacturer and certifications can be found on the product packaging.

