



[Manuals.plus](#) /

› [WELLFOR](#) /

› WELLFOR Smart Bidet Toilet EU82-T User Manual

## WELLFOR EU82-T

# WELLFOR Smart Bidet Toilet

## MODEL EU82-T USER MANUAL

### 1. INTRODUCTION

---

This manual provides detailed instructions for the installation, operation, maintenance, and troubleshooting of your WELLFOR Smart Bidet Toilet, Model EU82-T. Please read this manual thoroughly before installation and use to ensure proper function and safety. Keep this manual for future reference.



Image 1.1: The WELLFOR Smart Bidet Toilet, Model EU82-T, with its lid open, showcasing its modern design.

## 2. SAFETY INFORMATION

---

Always follow basic safety precautions when using electrical appliances to reduce the risk of fire, electric shock, and injury. This appliance is intended for household use only.

- Ensure the power supply is disconnected before any installation or maintenance.
- Do not immerse the product in water or other liquids.
- Do not allow children to operate the toilet without supervision.
- Avoid using abrasive cleaners or harsh chemicals on the toilet surface.

## 3. PRODUCT OVERVIEW

---

The WELLFOR Smart Bidet Toilet EU82-T integrates advanced features for enhanced hygiene and comfort. Key features include a heated seat, automatic lid opening/closing, bidet wash functions, warm air drying, and an automatic flushing system.

### 3.1 Key Components



Image 3.1: Front view of the WELLFOR Smart Bidet Toilet, highlighting its sleek design.



Image 3.2: Side view of the WELLFOR Smart Bidet Toilet, showing its compact profile.

# BUILT-IN TANK

Consistent Performance Low-water-pressure compatible



LOW WATER PRESSURE FLUSH

**COMPATIBLE**

**BUILT-IN WATER TANK**

Designed for consistent flushing even under low water pressure!

Image 3.3: Back view of the WELLFOR Smart Bidet Toilet, illustrating connection points.

## 4. INSTALLATION AND SETUP

---

Professional installation is recommended for this product. Ensure all local plumbing and electrical codes are met. The toilet features an ADA-compliant chair height design for comfortable use.

### 4.1 Built-in Tank System

The EU82-T model includes a built-in tank, designed for consistent flushing performance, even in areas with low water pressure. This integrated design simplifies installation and provides a sleek appearance.

# ANTIBACTERIAL NOZZLE

SELF-CLEANING/ANTIBACTERIALNOZZLE



## MULTIPLE CLEANING MODES

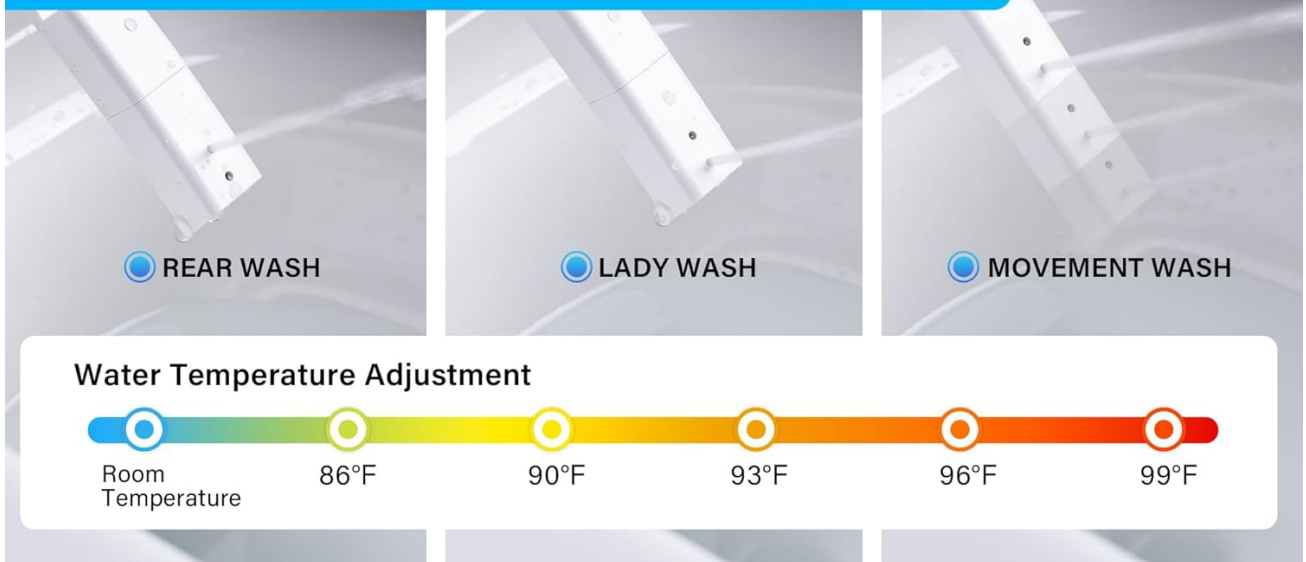


Image 4.1: A cutaway view illustrating the built-in water tank, designed for optimal performance.

## 5. OPERATING INSTRUCTIONS

Your WELLFOR Smart Bidet Toilet offers a range of automated and customizable functions for a personalized experience.

### 5.1 Automatic Lid Operation

The toilet lid automatically opens when you approach and closes when you leave, providing a hands-free and hygienic experience.

### 5.2 Heated Seat

The seat offers 6 adjustable heat settings for personalized comfort. The seat temperature will automatically decrease to a low level after 10 minutes of continuous use.

### 5.3 Bidet Wash Functions

Enjoy both rear and front oscillating wash functions. These functions feature 3 adjustable levels of water pressure, 6

levels of water temperature, and 5 customizable nozzle positions. All wash modes utilize UV-C treated water for enhanced hygiene.

## MAP SCORING GUIDE

(grams of waste removed in a single flush)

WELLFOR®



## WELLFOR Toilet MaP Score:

Best MaP Flush Performance Score at 1000 Grams



Image 5.1: Illustration of multiple cleaning modes (Rear Wash, Lady Wash, Movement Wash) and water temperature adjustment options.

# MULTIPLE FLUSHING FUNCTION

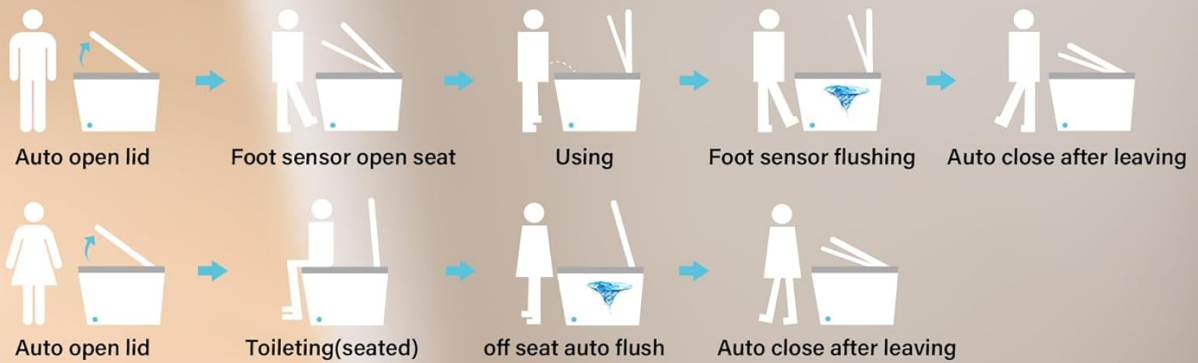



Image 5.2: Detail of the UV-C water treatment system, ensuring hygienic water for every wash.

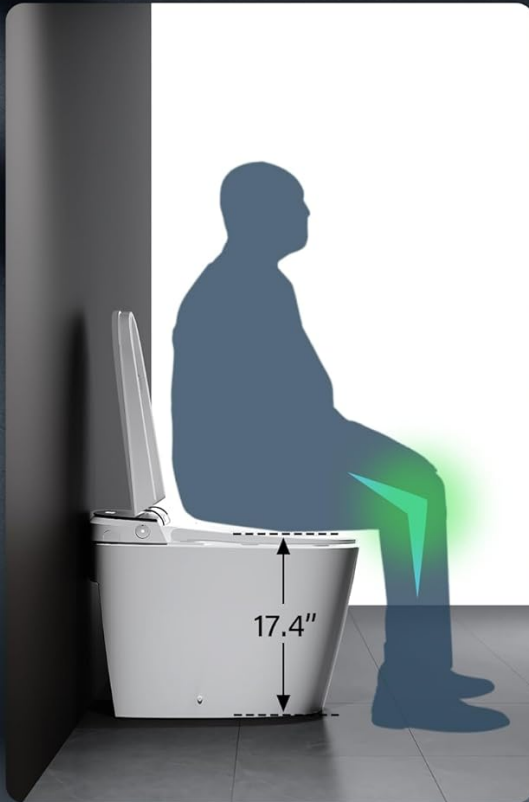
## 5.4 Warm Wind Drying

After washing, utilize the warm wind drying feature with 6 levels of temperature adjustment to complete your hygienic experience.



# ADA COMPLIANT

Ergonomic Height Accessibility



**WELLFOR®**

Comfort Height 17.4 "



**other**

Height 15 "

Image 5.3: Visual representation of the hot air drying system and its 6 levels of temperature adjustment.

## 5.5 Automatic Flushing

The toilet features smart auto-flush, activating as soon as you leave the seat. It also includes a foot sensor for flushing and can be controlled via the remote. The dual flush system offers 1.6 GPF (6L) for a full flush and 1.1 GPF (4.1L) for a half flush, achieving an 800-gram MAP flush score.



Image 5.4: Overview of the multiple flushing functions: foot sensor flush, press button flush, remote control flush, and off-seat auto flush.

## 5.6 Foot Sensor and Remote Control

The integrated foot sensor allows for hands-free opening/closing of the lid and seat, as well as activating the auto flush. A wireless remote control is also provided for full control over all functions.

## 5.7 Night Light Function

A soft LED night light activates automatically in low-light environments, providing gentle illumination to guide you without disturbing sleep.



Image 5.5: The soft night light illuminating the toilet bowl for visibility in the dark.

## 5.8 Video Demonstration

Watch this video for a visual guide on the key features and operation of the WELLFOR Smart Bidet Toilet.

Your browser does not support the video tag.

Video 5.1: Official WELLFOR video demonstrating the smart toilet's auto open/close lid, heated seat, auto flush, foot sensor, multiple cleaning modes, warm wind dryer, night light, and power outage flushing features.

## 6. MAINTENANCE

---

Regular cleaning and maintenance will ensure the longevity and optimal performance of your smart toilet.

### 6.1 Cleaning the Nozzle

The bidet nozzle is self-cleaning and antibacterial. For additional cleaning, refer to the remote control instructions for extending the nozzle for manual cleaning.

## 6.2 General Cleaning

Use a soft cloth and mild, non-abrasive cleaner to wipe down the exterior surfaces. Do not use harsh chemicals or abrasive pads, as these can damage the finish.

## 7. TROUBLESHOOTING

---

If you encounter any issues, please refer to the following common troubleshooting steps. For persistent problems, contact customer support.

### 7.1 Power Outage Flushing

In the event of a power outage, the toilet is equipped with a battery backup system to ensure flushing functionality. This feature provides reliable performance during power disruptions.



**POWER OUTRAGE FLUSHING**

Battery Backup Emergency Preparedness

WELLFOR

Never worry about power outages again with our toilet's battery backup

Can be directly purchased from [www.wellfor.com](http://www.wellfor.com)

The image features a large, stylized illustration of a toilet seat with a glowing green battery icon and a lightning bolt symbol. Below this, there is a photograph of the physical battery backup unit, which is a white rectangular box with a black cable and a red terminal. A green battery icon with a lightning bolt is positioned to the right of the photograph. The text 'WELLFOR' is visible on the toilet seat. At the bottom, there is a call to action to purchase the unit from the company's website.

Image 7.1: Illustration of the power outage flushing feature, showing the battery backup indicator.

### 7.2 Common Issues

- **No Power:** Check the power outlet and circuit breaker. Ensure the toilet is properly plugged in.

- **No Water Flow:** Verify the water supply valve is open. Check for any kinks in the water supply hose.
- **Lid Not Opening/Closing Automatically:** Ensure the sensor is clean and unobstructed.

## 8. SPECIFICATIONS

Detailed technical specifications for the WELLFOR Smart Bidet Toilet, Model EU82-T.



Image 8.1: A visual representation of the toilet's dimensions and key specifications.

Feature	Specification
Model Number	EU82-T
Color	White
Material	Ceramic (Body), Plastic (Seat)
Item Weight	103.4 Pounds

Feature	Specification
Installation Type	Floor Mounted
Flush Volume	1.6 GPF (Full), 1.1 GPF (Half)
MAP Flush Score	800g
Seat Height (ADA Compliant)	17 3/8 inches
Control Type	Remote Control and Side Knob
Certifications	CUPC, EGS

## 9. WARRANTY AND SUPPORT

---

The WELLFOR Smart Bidet Toilet is certified with CUPC and EGS, ensuring quality and safety standards. For any questions regarding sales, product operation, or technical support, please contact our expert support team. Refer to your purchase documentation for specific warranty details.