

COMFIER CF-5425

COMFIER CF-5425 Shiatsu Foot Massager Instruction Manual

Model: CF-5425

Thank you for choosing the COMFIER Shiatsu Foot Massager. Please read this manual thoroughly before use and retain it for future reference.

1. IMPORTANT SAFETY INFORMATION

Please read and understand all safety instructions before operating this device. Incorrect operation may lead to injury or damage.

- Always unplug the massager from the power outlet immediately after use and before cleaning.
- Do not use this appliance near water or in damp environments.
- Do not operate the massager if it has a damaged cord or plug, if it is not working properly, or if it has been dropped or damaged.
- Keep the power cord away from heated surfaces.
- This appliance is not intended for use by persons with reduced physical, sensory, or mental capabilities, or lack of experience and knowledge, unless they have been given supervision or instruction concerning use of the appliance by a person responsible for their safety.
- Children should be supervised to ensure that they do not play with the appliance.
- Consult your doctor before using this massager if you are pregnant, have a pacemaker, suffer from diabetes, or have any other medical conditions.
- Do not use the massager for more than 30 minutes at a time. Allow the device to cool down between uses.
- Do not stand on the massager. Use only while seated.

Note: This product is intended for general relaxation and comfort. It is not a medical device. Always consult a healthcare professional for medical advice regarding any health conditions or before starting any new treatment.

2. PRODUCT OVERVIEW

The COMFIER CF-5425 Shiatsu Foot Massager is designed to provide a comprehensive foot massage experience, combining Shiatsu kneading, rolling, heat, and air compression functions. It accommodates larger foot sizes up to men's size 15.



Image: Top view of the COMFIER CF-5425 Shiatsu Foot Massager, showing the control panel and foot inserts.



Image: Diagram illustrating the internal mechanisms for air compression, kneading, and rolling massage functions.

3. SETUP INSTRUCTIONS

1. **Unpack the Device:** Carefully remove the foot massager from its packaging. Retain packaging for storage or return if necessary.
2. **Placement:** Place the massager on a flat, stable, and dry surface. Ensure there is enough space around the device for proper ventilation.
3. **Power Connection:** Plug the power adapter into the massager's power port, then plug the other end into a standard electrical outlet (110-240V).
4. **Foot Covers:** Ensure the detachable foot covers are properly installed before use. These covers are designed for hygiene and comfort.


4. OPERATING INSTRUCTIONS

The control panel is located on the top of the massager. It features intuitive buttons for each function.




Image: Close-up of the control panel, showing buttons for Shiatsu, Power, Compression, Heat, and Timer.

4.1 Power On/Off

- Press the **Power button**  to turn the massager on. The default settings will activate.
- Press the **Power button** again to turn the massager off.

4.2 Shiatsu & Kneading Massage

This function provides deep kneading and rolling motions to target pressure points on your feet.

- Press the **Shiatsu button**  to cycle through 3 intensity levels: Low (L), Medium (M), and High (H).
- Adjust the intensity to your comfort level.

Shiatsu & Deep Kneading & Rolling Massager

3 Intensity levels

L

Gentle massage

M

Relaxing massage

H


Deep massage



Image: A man using the foot massager, illustrating the Shiatsu and deep kneading functions with intensity levels.

4.3 Heat Function

The rapid heating function provides soothing warmth to your feet, promoting circulation.

- Press the **Heat button**  to select from 3 adjustable heat settings: Low (113°F), Medium (122°F), and High (131°F).
- The heat will be felt within 30 seconds and reach optimal temperature in approximately 3 minutes.

3 Adjustable Levels Soothing Heat




Feel Warmth in 3 Mins
Reach **130°F** for about 6 Mins



Image: Illustration of feet inside the massager, indicating the application of soothing heat.

4.4 Air Compression

The 360-degree compression massage targets insteps and heels, providing relief from fatigue.

- Press the **Compression button**  to choose from 3 intensity levels: Low (L), Medium (M), and High (H).

Adjustable Air Compression

Thoroughly relax swollen insteps & sore heels with different squeeze modes

3 Intensity levels


Compression
Intensity



Image: A woman relaxing with her feet in the massager, demonstrating the adjustable air compression feature.

4.5 Timer Settings

The massager features an auto shut-off timer for convenience and safety.

- Press the **Timer button**  to select a massage duration of 15, 20, or 30 minutes.
- The device will automatically turn off once the selected time has elapsed.

Enhance Circulation

Promote blood circulation & keep your feet warm



113°F



122°F



131°F



Image: A man using the foot massager, with an overlay showing the 15, 20, and 30-minute timer options.

4.6 Proper Foot Positioning

For optimal massage experience, ensure your feet are comfortably placed inside the foot chambers. It is recommended to wear socks during use for hygiene and to reduce direct friction with the massage nodes.

5. MAINTENANCE AND CARE

Proper maintenance ensures the longevity and hygienic operation of your foot massager.

- **Cleaning the Exterior:** The massager features waterproof material. Wipe the exterior with a soft, damp cloth. Do not use abrasive cleaners or immerse the unit in water.
- **Cleaning Foot Covers:** The foot covers are detachable and washable. Unzip and remove them, then hand wash with mild soap and water. Allow them to air dry completely before reattaching.
- **Storage:** Store the massager in a cool, dry place away from direct sunlight when not in use. Avoid placing heavy objects on top of the device.
- **Cool-down Period:** After each use, allow the massager to rest for at least 15-30 minutes before another session to prevent overheating and prolong motor life.

Easy to Maintain & Use



**Waterproof
Material**



**Detachable & Washable
Foot Cover**



Anti-Slip Rubber Pad



Portable & Light Weight




Image: Visual guide to maintenance features, including waterproof material, detachable and washable foot covers, anti-slip pads, and portable design.

6. TROUBLESHOOTING GUIDE

If you encounter any issues with your foot massager, please refer to the following common solutions:

Problem	Possible Cause	Solution
---------	----------------	----------

Problem	Possible Cause	Solution
Massager does not turn on.	Not plugged in; power outlet issue; power button not pressed.	Ensure the power cord is securely plugged into both the massager and a working electrical outlet. Press the power button firmly.
Massage intensity feels weak or too strong.	Incorrect intensity setting; feet not positioned correctly.	Adjust the Shiatsu or Compression intensity levels using their respective buttons. Reposition your feet for better contact with massage nodes.
Heat function is not noticeable.	Heat setting is too low; insufficient warm-up time.	Increase the heat setting. Allow 3-5 minutes for the heating elements to reach their full temperature.
Massager stops unexpectedly.	Timer elapsed; overheating protection activated.	Check the timer setting. If the unit feels warm, unplug it and allow it to cool down for at least 30 minutes before resuming use.

If the problem persists after trying these solutions, please contact COMFIER customer support.

7. SPECIFICATIONS

Model Number	CF-5425
Product Dimensions	17 x 13.18 x 7.59 inches
Item Weight	4.4 Pounds
Power Source	Corded Electric
Material	Plastic
Max Foot Size	Men's Size 15
Heat Settings	3 levels (113°F, 122°F, 131°F)
Timer Settings	15, 20, 30 minutes (Auto Shut-off)

8. WARRANTY AND SUPPORT

COMFIER products are designed for reliability and performance. For specific warranty details, please refer to the warranty card included with your product or visit the official COMFIER website.

For customer support, technical assistance, or to inquire about replacement parts, please contact COMFIER directly:









- **Manufacturer:** Comfier
- **Online Support:** Visit the [COMFIER Brand Store on Amazon](#) or the official COMFIER website.

9. OFFICIAL PRODUCT VIDEOS

No official product videos from the seller were found in the provided data that meet the embedding criteria (m3u8 format and creator_type: "Seller").

© 2025 COMFIER. All rights reserved.
This manual is subject to change without notice.

Related Documents - CF-5425

<div> Leg and Foot Massager</div> <div> User Manual CF-F25H</div>	<p>Comfier CF-F25H Leg and Foot Massager User Manual</p> <p>Comprehensive user manual for the Comfier CF-F25H Leg and Foot Massager, detailing safety instructions, product features, setup and operation, maintenance, troubleshooting, warranty information, and FCC compliance.</p>
<div> User Manual</div> <div> CF-6701 DEEP-KNEADING SHIATSU NECK & SHOULDER MASSAGER</div>	<p>Comfier CF-6701 Deep-Kneading Shiatsu Neck & Shoulder Massager User Manual</p> <p>User manual for the Comfier CF-6701 Deep-Kneading Shiatsu Neck & Shoulder Massager, covering product features, technical data, setup, operation, safety instructions, care, troubleshooting, and warranty information.</p>
<div> Shiatsu Neck and Back Massager with Heat</div> <div> User Manual CF-2303-KR</div>	<p>COMFIER CF-2303-KR Shiatsu Neck and Back Massager with Heat User Manual</p> <p>Comprehensive user manual for the COMFIER CF-2303-KR Shiatsu Neck and Back Massager with Heat, covering safety instructions, features, technical data, setup, operation, controller functions, care, cleaning, troubleshooting, and warranty information.</p>
<div> shiatsu nacken und schulter massager mit wärme DE neck & shoulder shiatsu massager with heat GB masseur shiatsu pour le cou et les épaules avec chaleur FR masajeador shiatsu por cuello y hombros con calor IT masajeador de cuello y hombros shiatsu con calor ES</div> <div> CE User Manual CF-6302</div>	<p>COMFIER CF-6302 Shiatsu Nacken- und Schultermassagegerät mit Wärmefunktion – Bedienungsanleitung</p> <p>Entdecken Sie die COMFIER CF-6302 Bedienungsanleitung für das Shiatsu Nacken- und Schultermassagegerät mit Wärmefunktion. Erfahren Sie mehr über die Funktionen, Anwendung und Pflege dieses entspannenden Massagegeräts für Nacken und Schultern.</p>

