

Shelly 3800235268315

Shelly BLU RC Button 4 User Manual

Smart Bluetooth 4 Button Remote Controller

Model: 3800235268315 | Brand: Shelly

			Introduction	What's in the		
Box	Specifications	Setup	Operating	Maintenance	Troubleshooting	Warranty & Support

1. INTRODUCTION

The Shelly BLU RC Button 4 is a smart, compact, four-button Bluetooth remote controller designed to simplify your smart home experience. It allows for versatile control of various smart devices and scenes within your home automation system. With its multi-click functionality, you can perform up to 16 different actions, making it a flexible addition to your smart living environment.



Image: The Shelly BLU RC Button 4 shown with its packaging, highlighting its compact design and the 'RC Button 4 Smart Bluetooth 4 input controller' label.

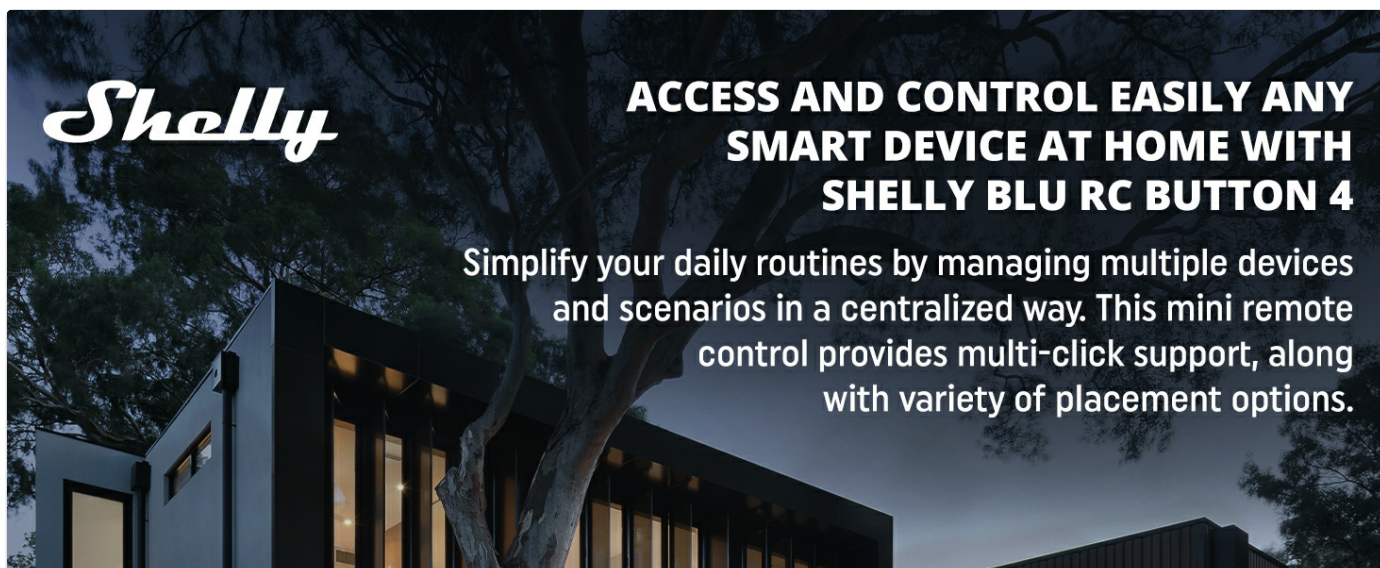


Image: A banner illustrating the Shelly BLU RC Button 4's capability to access and control smart devices at home, simplifying daily routines.

2. WHAT'S IN THE BOX

Upon opening your Shelly BLU RC Button 4 package, you should find the following items:

- 1 x Shelly BLU RC Button 4 US
- 1 x Magnetic holder
- 1 x User manual (this document)

3. SPECIFICATIONS

The Shelly BLU RC Button 4 is engineered with the following technical specifications:

Feature	Detail
Product Dimensions	0.35 x 1.73 x 3.27 inches (approx. 9 x 44 x 83 mm)
Item Weight	2.4 ounces (approx. 68 grams)
Model Number	3800235268315
Brand	Shelly
Color	White
Special Features	Ergonomic, Lightweight, Pre Programmed
Max Number of Supported Devices	15
Compatible Devices	Air Conditioner, Air Purifier, Garage Door, Home Theater, Stereo System (and other Shelly devices)
Connectivity	Bluetooth Low Energy (BLE)
Battery Life	Up to 2 years
Encryption	Strong encryption

Feature	Detail
Beacon Mode	Supported
Range	Up to 30 m/100 ft outdoors, up to 10 m/33 ft indoors

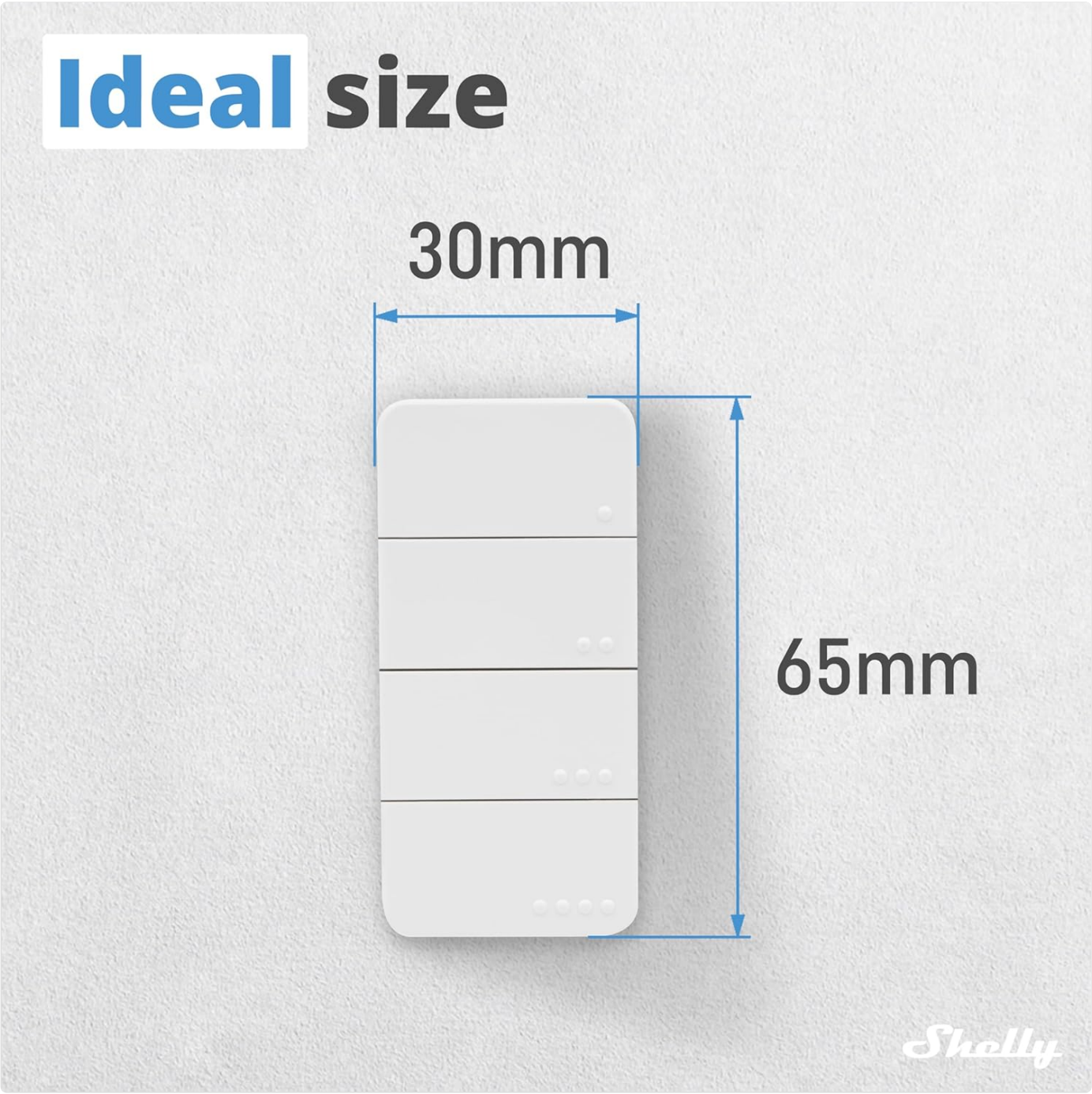


Image: The Shelly BLU RC Button 4 with its dimensions, showing a width of 30mm and a height of 65mm.

Features

- BLE technology
- 2-year battery life
- Strong encryption
- Beacon mode



Shelly

Image: An illustration highlighting key features of the Shelly BLU RC Button 4, including BLE technology, 2-year battery life, strong encryption, and beacon mode.

Bluetooth operated

- Quicker response and easy inclusion
- Range: up to 30 m/100 ft outdoors, up to 10 m/33 ft indoors



Image: Information on the Shelly BLU RC Button 4's Bluetooth operation, emphasizing quicker response and easy inclusion, with a range of up to 30m/100ft outdoors and 10m/33ft indoors.

4. SETUP

4.1 Initial Pairing and Gateway Requirement

The Shelly BLU RC Button 4 requires a compatible gateway for use with the Shelly Smart Control app and for integration into your smart home system. Compatible gateways include the Shelly BLU Gateway, or any Shelly Plus, Pro, or Gen3 device.

1. **Ensure Gateway is Active:** Make sure your Shelly BLU Gateway or other compatible Shelly device (Plus, Pro, Gen3) is powered on and connected to your network.
2. **Open Shelly Smart Control App:** Download and open the Shelly Smart Control app on your iOS or Android device.
3. **Add Device:** Follow the in-app instructions to add a new device. The app will guide you through the pairing process for the Shelly BLU RC Button 4.

4. **Configure Actions:** Once paired, you can configure the 16 possible actions (single, double, triple, and long presses for each of the four buttons) within the Shelly Smart Control app to control specific devices or activate scenes.

4.2 Placement Options

The Shelly BLU RC Button 4 offers flexible placement options due to its design and included accessories:

- **On a Wall:** Use the included 3M adhesive patch to mount the button securely on any flat wall surface.
- **Stand-alone:** Its compact size allows you to carry it in your pocket for portable control.
- **On Metal Surfaces:** The integrated magnets allow it to stick to metal surfaces like refrigerators or magnetic boards.
- **With Adapter:** It is compatible with US wall plate covers using an appropriate adapter (sold separately), allowing for integration into existing switch setups.

Variety of Placements

- On a wall: 3M patch included
- Stand-alone: Carry in your pocket
- On metal surfaces: Integrated magnet
- With adapter compatible with US wall plate cover

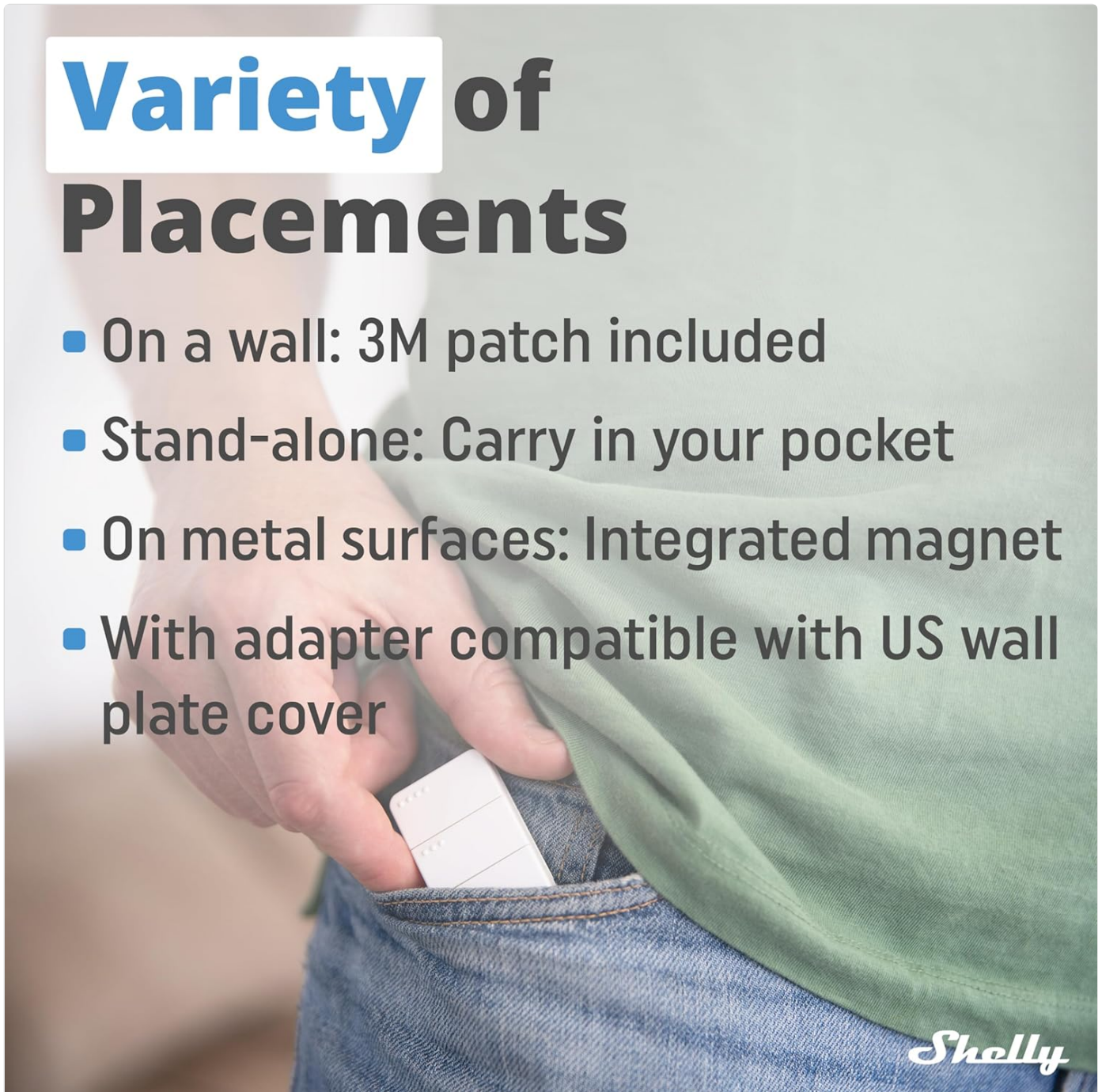


Image: An illustration demonstrating the various placement options for the Shelly BLU RC Button 4, including wall mounting, carrying in a pocket, and attachment to metal surfaces.

5. OPERATING THE SHELLY BLU RC BUTTON 4

The Shelly BLU RC Button 4 provides intuitive control over your smart home devices and scenes through its multi-click functionality.

5.1 Multi-Click Functionality

Each of the four buttons on the Shelly BLU RC Button 4 supports multiple click combinations, allowing for up to 16 different actions:

- **Single Press:** A quick press and release.
- **Double Press:** Two quick presses in succession.
- **Triple Press:** Three quick presses in succession.
- **Long Press:** Press and hold the button for a specified duration (configurable in the app).



Image: A visual representation of the Shelly BLU RC Button 4's multi-click capability, illustrating how it performs up to 16 different actions using single, double, triple, and long presses.

5.2 Controlling Smart Home Elements

Once configured in the Shelly Smart Control app, the Shelly BLU RC Button 4 can control a wide range of smart home functions:

- **Lights Control:** Turn lights on/off, adjust brightness (dimming), or change color (if supported by your smart lights).
- **Blinds/Curtains:** Easily open or close motorized blinds, roller shutters, or curtains. A single press can move them fully, while a long press can adjust them to a desired intermediate level.
- **Appliance Control:** Turn smart appliances on or off.
- **Scene Activation:** Trigger pre-defined smart scenes, such as "Movie Night" (dims lights, closes blinds) or "Good Morning" (opens blinds, turns on coffee maker).
- **Garage Door Control:** Open or close your smart garage door.

Full smart **control**

- Turn appliances on and off
- Open/close blinds, shutters, curtains
- Activate scenes
- Adjust dimming



Image: A depiction of the Shelly BLU RC Button 4's full smart control capabilities, including turning appliances on/off, opening/closing blinds, activating scenes, and adjusting dimming.




Image: An infographic showing the Shelly BLU RC Button 4 connected to and controlling various smart home elements such as scenes, garage doors, curtains, and lights.

6. MAINTENANCE

6.1 Cleaning

To clean your Shelly BLU RC Button 4, gently wipe it with a soft, dry cloth. Avoid using abrasive cleaners, solvents, or harsh chemicals, as these can damage the device's surface or internal components.

6.2 Battery Replacement

The Shelly BLU RC Button 4 is designed for a long battery life of up to 2 years. When the battery is low, you may receive a notification through the Shelly Smart Control app. To replace the battery:

1. Carefully open the device casing. Refer to the device's physical instructions for specific opening methods.
2. Remove the old battery.
3. Insert a new, compatible battery, ensuring correct polarity.
4. Securely close the device casing.

Note: Always dispose of old batteries responsibly according to local regulations.

7. TROUBLESHOOTING

If you encounter issues with your Shelly BLU RC Button 4, consider the following common solutions:

Problem	Possible Cause	Solution
Button not responding	Low or dead battery	Replace the battery.
Button not responding	Out of range of gateway	Move the button closer to the Shelly BLU Gateway or compatible Shelly device.
Button not responding	Gateway offline or disconnected	Check the status of your Shelly BLU Gateway or compatible Shelly device and ensure it is online and connected to your network.

Problem	Possible Cause	Solution
Actions not performing as expected	Incorrect configuration in app	Review and reconfigure the button actions within the Shelly Smart Control app. Ensure the correct devices or scenes are linked to each click combination.
Difficulty pairing	Interference or incorrect procedure	Ensure no other Bluetooth devices are interfering. Restart the pairing process in the Shelly Smart Control app. Ensure the button is in pairing mode.

If the problem persists, please refer to the Warranty & Support section for further assistance.

8. WARRANTY & SUPPORT

8.1 Product Warranty

The Shelly BLU RC Button 4 comes with a **2-year device warranty** from the date of purchase. This warranty covers manufacturing defects and ensures the product functions as intended under normal use. Please retain your proof of purchase for warranty claims.

8.2 Customer Support

Shelly provides comprehensive support for its products. If you require assistance, you can access the following resources:

- **Knowledge Base:** Access product specifications and guidelines.
- **Technical Support:** Contact Shelly's professional support team.
- **Community Forums:** Engage with other users and find solutions on Facebook Support Groups and Reddit communities.
- **Shelly Academy:** Explore video tutorials and webinars for in-depth guidance.

For direct support and more resources, visit the official Shelly support page:

[Shelly Support Home Page](#)







Image: A graphic detailing Shelly's support offerings, including a knowledge base, technical support, Facebook and Reddit communities, and the Shelly Academy.

9. PRODUCT VIDEOS

Currently, there are no official product videos in m3u8 format provided by the seller for this product that meet the embedding criteria.

Related Documents

	<p>Shelly BLU RC Button & US: Smart Bluetooth Remote Control</p> <p>Detailed overview of the Shelly BLU RC Button and Shelly BLU RC Button US, a smart four-button Bluetooth remote control interface featuring long battery life, multi-click control, and strong encryption. Includes specifications, use cases, and connectivity details.</p>
	<p>Shelly BLU RC Button 4 US: Smart Bluetooth Remote Control User Guide</p> <p>Comprehensive user and safety guide for the Shelly BLU RC Button 4 US. Learn about installation, operation, specifications, and safety features of this smart Bluetooth four-button remote control.</p>
	<p>Shelly BLU RC Button 4 User and Safety Guide</p> <p>Comprehensive user and safety guide for the Shelly BLU RC Button 4, a smart four-button Bluetooth remote control interface. Learn about installation, usage, safety precautions, specifications, and troubleshooting.</p>
	<p>Shelly Smart Home Automation Product Catalogue Explore Smart Devices</p> <p>Discover the full range of Shelly smart home and facility automation devices. Browse our catalogue for smart relays, energy meters, dimmers, sensors, and more for a connected and automated living experience.</p>