

Samsers KF06X

Samsers KF06X Foldable Bluetooth Keyboard Instruction Manual

Model: KF06X | Brand: Samsers

INTRODUCTION

The Samsers KF06X Foldable Bluetooth Keyboard is a full-size wireless keyboard designed for portability and multi-device compatibility. It features a numeric keypad, adjustable 7-color backlight, and supports connection to up to three devices simultaneously. This manual provides essential information for setting up, operating, maintaining, and troubleshooting your keyboard.

PACKAGE CONTENTS

Please verify that all items are present in the package:

- 1 x Foldable Keyboard with backlight
- 1 x Type-C Charge Cable
- 1 x Phone Holder
- 1 x Velvet Storage Bag
- 1 x Instruction Manual

Package Contain




Image: Contents of the Samsers KF06X Foldable Bluetooth Keyboard package. This includes the keyboard, a Type-C charging cable, a foldable phone holder, a velvet storage bag, and the instruction manual.

SETUP

1. Initial Charging

Before first use, fully charge the keyboard for 2-3 hours using the provided Type-C cable. A low battery may affect keyboard functionality.



Image: The Samsers KF06X keyboard being charged via its Type-C port. The image highlights the 500 mAh battery capacity and estimated working/standby times.

2. Power On/Off

To power on the keyboard, unfold it completely. The keyboard will automatically power on. To power off, fold the keyboard. It will automatically power off to conserve battery.

3. Bluetooth Pairing

The Samsers KF06X keyboard supports pairing with up to three devices. Follow these steps to pair your device:

1. Unfold the keyboard to power it on.
2. Press the **BT1**, **BT2**, or **BT3** key once to select the desired Bluetooth channel.
3. Press and hold the selected **BT** key (e.g., BT1) for 5 seconds until its indicator light starts flashing blue. This

indicates the keyboard is in pairing mode.

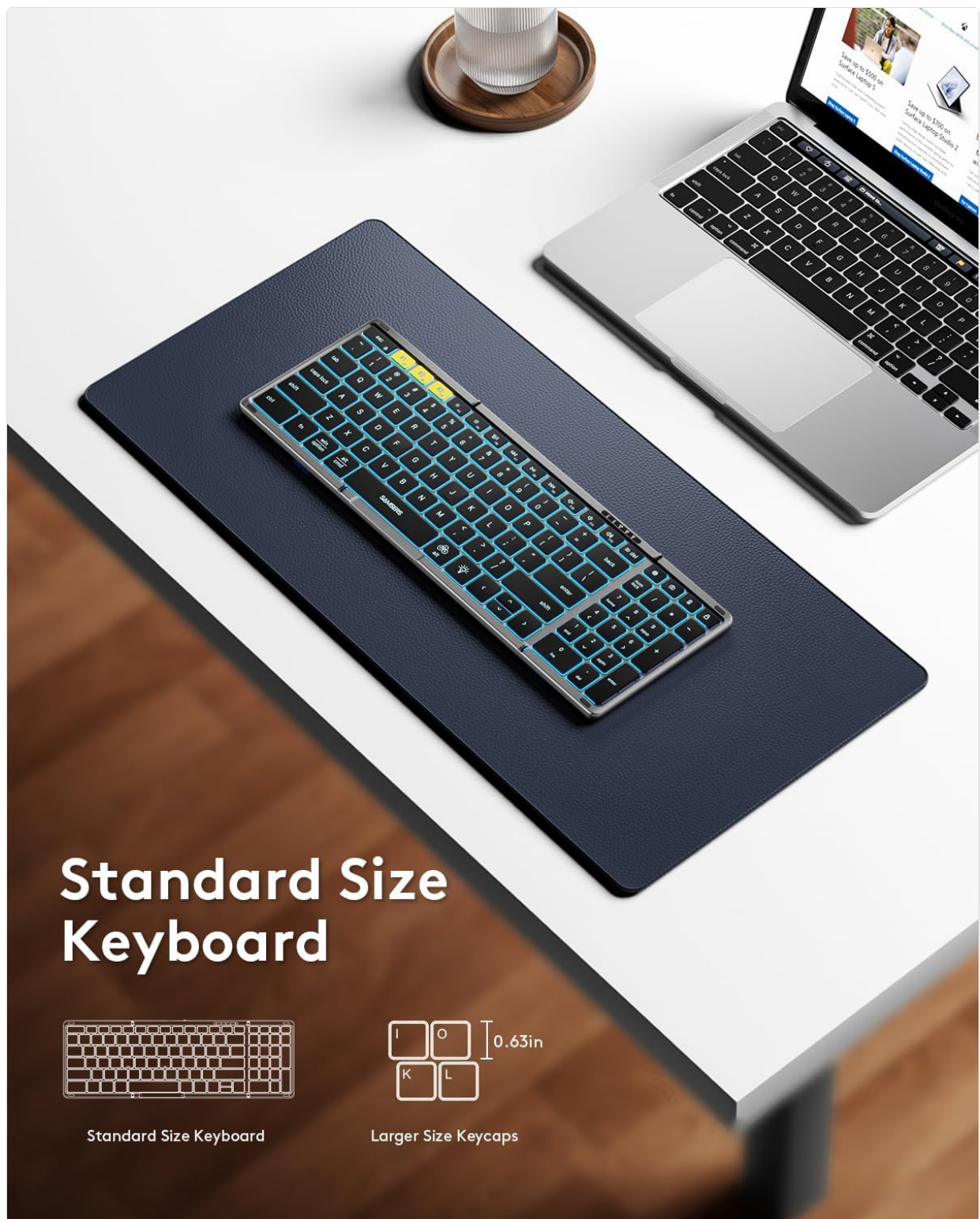
4. On your device (smartphone, tablet, laptop), go to Bluetooth settings and enable Bluetooth.
5. Search for available devices. The keyboard will appear as **Samsers KF06X**.
6. Select **Samsers KF06X** to connect. The indicator light will stop flashing and remain solid blue once connected.
7. Repeat these steps for other devices using BT2 and BT3 channels.

Video: A quick step-by-step guide on pairing the Samsers KF06X Foldable Keyboard with a device. This video demonstrates how to activate pairing mode and connect to a tablet or smartphone.

OPERATING INSTRUCTIONS

1. Typing and Layout

The keyboard features a full-size layout with standard 0.63-inch keys and a dedicated numeric keypad for efficient data entry. The scissor-switch keys provide a quiet and comfortable typing experience.



Standard Size Keyboard



Standard Size Keyboard



Larger Size Keycaps

Image: The Samsers KF06X keyboard displaying its standard size layout and keycaps, emphasizing comfortable typing.



Image: A close-up view of the Samsers KF06X keyboard's scissor-switch keys, highlighting their quiet and comfortable design.


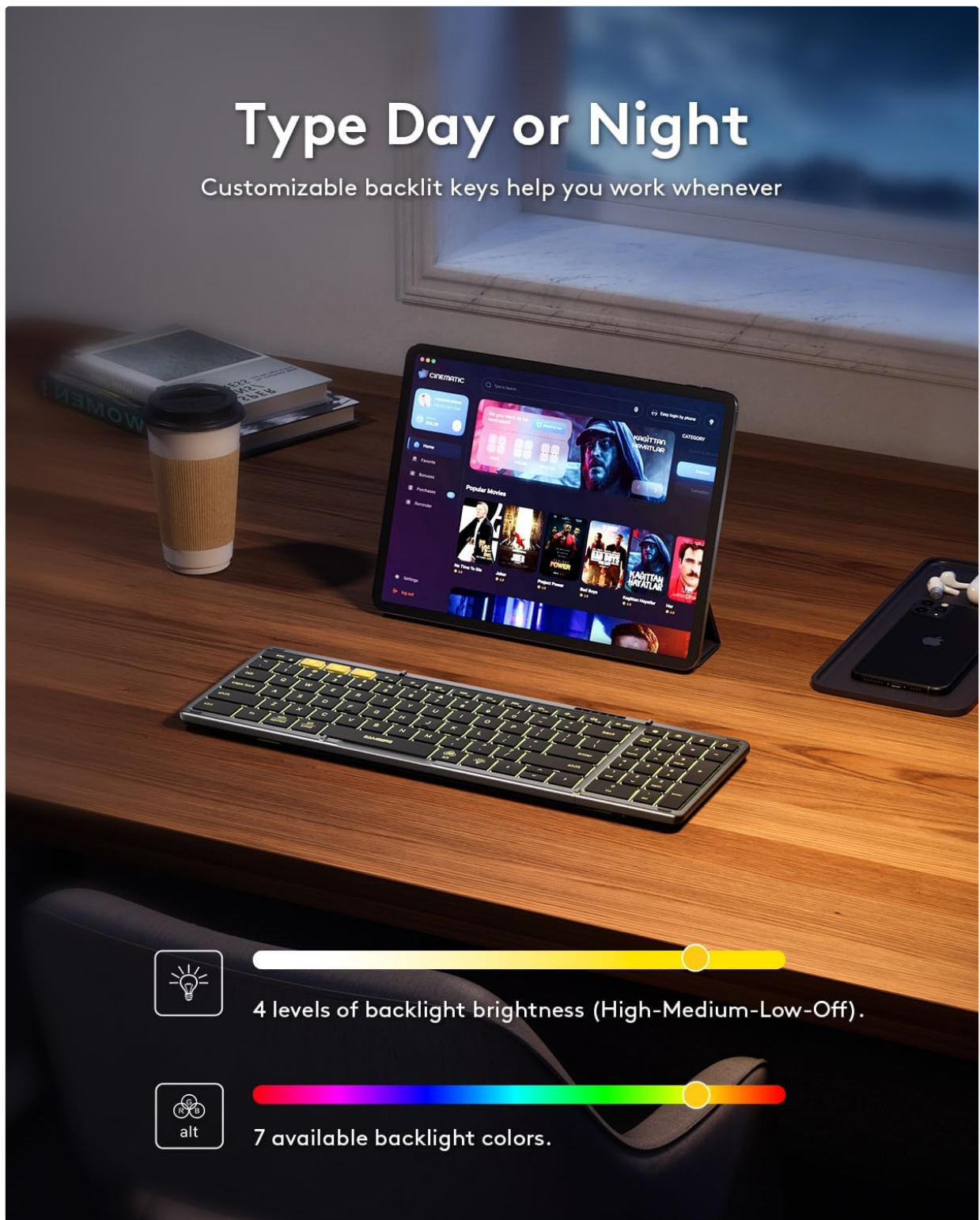
2. Backlight Control

The keyboard features an adjustable backlight with 7 colors and 4 brightness levels:

- **Adjust Brightness:** Press the **Light Bulb icon key** (usually F4 or a dedicated key) to cycle through 4 brightness levels (High-Medium-Low-Off).
- **Change Color:** Press **Fn + Alt** to cycle through 7 available backlight colors (Green, Purple, Blue, Yellow, White, Cyan, Red).

Type Day or Night

Customizable backlit keys help you work whenever



4 levels of backlight brightness (High-Medium-Low-Off).



7 available backlight colors.

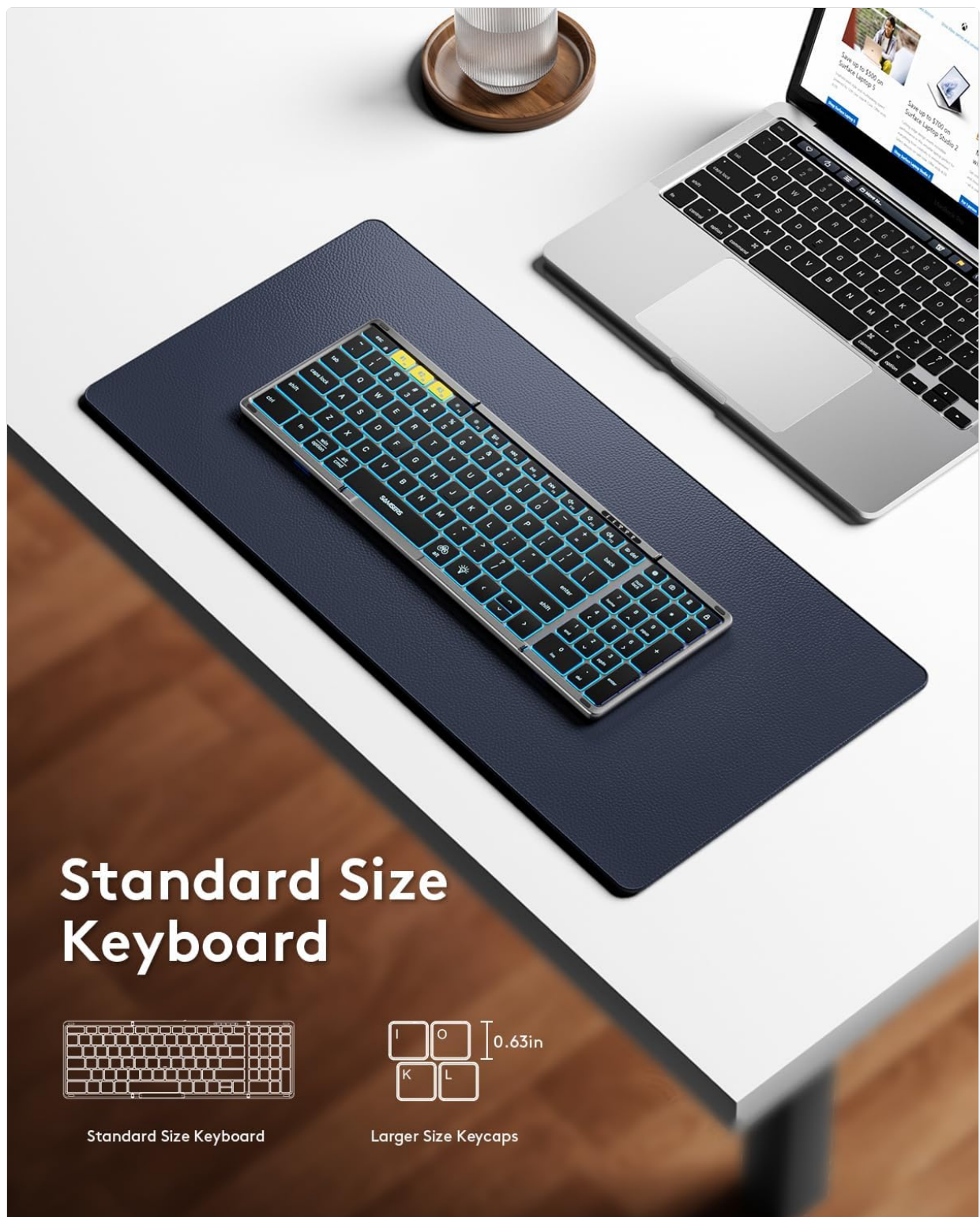
Image: The Samsers KF06X keyboard illuminated with its customizable backlight, showing various colors and brightness levels for typing in different environments.

3. Multimedia Functions

Access multimedia shortcuts and other functions by pressing the **Fn** key in combination with the corresponding F-keys (F1-F12) or other designated keys. Refer to the key legends for specific functions.

4. Device Switching

To switch between paired devices, simply press the corresponding **BT1**, **BT2**, or **BT3** key once. The keyboard will seamlessly switch its connection to the selected device.



Standard Size Keyboard



Standard Size Keyboard



Larger Size Keycaps

Image: The Samsers KF06X keyboard connected to multiple devices (laptop, tablet, smartphone), illustrating its one-click switching capability between Bluetooth channels.

Video: This video showcases the Samsers Backlit Folding Keyboard's portability and multi-device connectivity, demonstrating how to switch between a laptop, tablet, and phone with a single click.

MAINTENANCE

To ensure the longevity and optimal performance of your Samsers KF06X keyboard, follow these maintenance guidelines:

- Keep the keyboard clean by wiping it with a soft, dry cloth. Avoid abrasive cleaners or solvents.
- Protect the keyboard from extreme temperatures, direct sunlight, and moisture.
- Store the keyboard in its velvet storage bag when not in use to prevent scratches and dust accumulation.

- Handle the folding mechanism gently to avoid damage to the seamless metal hinge.

TROUBLESHOOTING

If you encounter issues with your Samsers KF06X keyboard, refer to the following common solutions:

- **Keyboard not connecting/pairing:** Ensure the keyboard is fully charged. On your device, delete/remove/forget any previous pairing records for the keyboard before attempting to re-pair. Make sure Bluetooth is enabled on your device and the keyboard is in pairing mode (flashing blue indicator).
- **Typing lag or unresponsiveness:** Check the keyboard's battery level and recharge if necessary. Ensure there are no other strong wireless signals or devices interfering with the Bluetooth connection. Try disconnecting and reconnecting the keyboard.
- **Backlight not working:** Press the Light Bulb icon key to cycle through brightness levels. Ensure the keyboard is powered on.
- **Numeric keypad not functioning:** Ensure the 'Num Lock' function is activated if required by your operating system.

SPECIFICATIONS

Model Number	KF06X
Product Dimensions (Unfolded)	13.5 x 4.5 x 0.35 inches
Item Weight	11 ounces
Connectivity Technology	Bluetooth 5.1
Compatible Devices	Laptop, PC, Smartphone, Tablet (iOS, Android, Windows, Mac OS)
Special Features	Backlit (7 colors, 4 brightness levels), Foldable, Lightweight, Numeric Keypad, Rechargeable
Battery	500 mAh Lithium Ion (included)
Battery Life (no backlight)	Up to 150 hours
Standby Time	Up to 300 days

WARRANTY AND SUPPORT

Samsers provides the following for your product:

- **1-Year Guarantee:** Your keyboard is covered by a 1-year guarantee for quality and guidance.
- **30-Day Free Return or Replacement Policy:** If you are not satisfied with your purchase, you may return or replace it within 30 days.
- **Lifetime Service:** Samsers offers technical service and support for the lifetime of the product.

For further assistance, please contact Samsers customer support.

