

[manuals.plus](#) /

› [onerbl](#) /

› [onerbl AC-DC Adapter User Manual for ALDI DV-888DC Vacuum Cleaner](#)

onerbl AC-DC Adapter (DV-888DC Compatible)

onerbl AC-DC Adapter User Manual

Model: AC-DC Adapter (Replacement for ALDI 26015 815313 21V Cordless Cyclonic 2 in 1 Stick Vacuum Cleaner DV-888DC)

INTRODUCTION

This manual provides essential information for the safe and effective use of your new AC-DC Adapter. This adapter is designed as a replacement power supply for the ALDI 26015 815313 21V Cordless Cyclonic 2 in 1 Stick Vacuum Cleaner models DV-888DC and DV888DC. It converts AC power from standard electrical outlets into the DC power required by your device, enabling operation and battery charging.

Please read this manual thoroughly before using the adapter and retain it for future reference.

SAFETY INSTRUCTIONS

- Ensure the adapter's voltage and current ratings match your device's requirements.
- Do not expose the adapter to water, moisture, or extreme temperatures.
- Avoid dropping or subjecting the adapter to strong impacts.
- Do not disassemble or modify the adapter. Refer servicing to qualified personnel.
- Unplug the adapter from the power outlet when not in use or during electrical storms.
- Keep out of reach of children.
- This adapter is designed for indoor use only.

PRODUCT OVERVIEW



Figure 1: Front view of the AC-DC Adapter, showing the main unit with the integrated power plug and the attached output cable ending in a barrel connector.



Figure 2: Two views of the AC-DC Adapter, illustrating its compact design. The left image shows the front with input/output specifications, and the right image shows a side profile.




Figure 3: Diagram showing the physical dimensions of the AC-DC Adapter. The main body measures approximately 2.6 inches in length, 1.6 inches in width, and 1.2 inches in thickness. The attached cable has a total length of 76 inches.

The onerbl AC-DC Adapter is a compact and durable power supply unit. It features a standard US two-prong plug for wall outlets and a barrel connector for compatibility with the ALDI 21V Cordless Cyclonic Vacuum Cleaner. The adapter is designed with safety features including Over Voltage Protection and Over Heat Protection.

SETUP

1. **Verify Compatibility:** Ensure your device is the ALDI 26015 815313 21V Cordless Cyclonic 2 in 1 Stick Vacuum Cleaner (models DV-888DC or DV888DC). This adapter is specifically designed for these models.
2. **Inspect Adapter:** Before first use, visually inspect the adapter and its cable for any signs of damage. Do not use if damaged.
3. **Connect to Device:** Insert the barrel connector end of the adapter cable firmly into the charging port of your ALDI vacuum cleaner.
4. **Connect to Power Outlet:** Plug the AC adapter into a standard 110V AC electrical wall outlet. Ensure the outlet is easily accessible.



Figure 4: The AC-DC Adapter shown plugged into a power strip, demonstrating a typical setup for charging or powering a device.

OPERATING INSTRUCTIONS

Once the adapter is properly connected to both the vacuum cleaner and a power outlet, it will begin to supply power to the device or charge its battery. The charging indicator on your vacuum cleaner (if present) will typically illuminate to show charging status.

- For charging, allow sufficient time for the vacuum cleaner's battery to fully charge. Refer to your vacuum cleaner's manual for specific charging times.
- The adapter can also be used to power the vacuum cleaner directly if it supports operation while plugged in.
- Always unplug the adapter from the wall outlet when charging is complete or when the device is not in use for extended periods.

MAINTENANCE

- **Cleaning:** Disconnect the adapter from all power sources before cleaning. Use a soft, dry cloth to wipe the surface.

Do not use liquid cleaners or aerosols.

- **Storage:** Store the adapter in a cool, dry place away from direct sunlight and extreme temperatures. Avoid tightly coiling the cable to prevent damage.
- **Cable Care:** Do not bend, twist, or pull the cable excessively, especially near the connectors, as this can cause internal damage.

TROUBLESHOOTING

Problem	Possible Cause	Solution
Adapter not supplying power/device not charging.	Adapter not fully plugged into outlet.	Ensure adapter is securely plugged into a working wall outlet.
	Device not fully connected to adapter.	Ensure the barrel connector is fully inserted into the device's charging port.
	Power outlet is not active.	Test the outlet with another device.
	Device's battery is worn out.	<i>Tip: Rechargeable batteries usually last 2-3 years. If your machine couldn't charge the battery, please check if your rechargeable battery was already worn out.</i>
	Adapter or cable is damaged.	Inspect adapter and cable for visible damage. If damaged, replace the adapter.
Adapter feels hot during use.	Normal operation (slight warmth).	A slight warmth is normal.
	Overload or poor ventilation.	Ensure the adapter is in a well-ventilated area and not covered. If it becomes excessively hot, unplug immediately and discontinue use.

SPECIFICATIONS

Brand	onerbl
Compatible Devices	ALDI 26015 815313 21V Cordless Cyclonic 2 in 1 Stick Vacuum Cleaner DV-888DC DV888DC
Input Voltage	110 Volts (AC)
Power Source	Corded Electric
Connector Type	Barrel Connector
Special Feature	Short Circuit Protection, Over Voltage Protection, Over Heat Protection
Color	Black
Manufacturer	Shenzhen Waweis Technology Co., Ltd

WARRANTY AND SUPPORT

This product is covered by a standard return policy. For specific warranty details and support, please refer to the purchase

documentation or contact the seller directly. The seller for this product is GreatComputerParts.






For technical assistance or inquiries, please reach out to the manufacturer or seller through the platform where the product was purchased.

Return Policy: 30 days (refund/replacement)

© 2024 onerbl. All rights reserved.

Related Documents - AC-DC Adapter (DV-888DC Compatible)

	<p>MEAN WELL Power Supply Catalog - Standard Switching Power Supplies</p> <p>Comprehensive catalog of MEAN WELL's reliable power solutions, including AC/DC enclosed power supplies, external adapters, DC/DC converters, DC/AC inverters, and more. Featuring detailed specifications and product information.</p>
	<p>(MEAN WELL): -</p> <p>(MEAN WELL) AC-DC DC-DC DC-AC LED 1982</p>
	<p>PDF (MEAN WELL) AC-DC DC-DC VFD</p>
	<p>Dell USB-C Power Adapter Plus-90W PA901C User's Guide</p> <p>User's guide for the Dell USB-C Power Adapter Plus-90W (PA901C), including features, connection instructions, specifications, troubleshooting, and warranty information.</p>
	<p>Rombica NEO PRO Saturn: High-Capacity External Battery & Laptop Power Bank</p> <p>Explore the Rombica NEO PRO Saturn, a versatile external battery and power bank offering 21V-4.67A output, DC adapters, Magsafe 2 compatibility, and essential accessories for charging laptops and devices on the go. Includes user manual details.</p>

<div><div><div>User Manual / Bedienungsanleitung / Mode d'emploi</div><div>Power Supplies Stromversorgung Systèmes d'alimentation</div></div><div><div><div> User Manual</div><div>English and language specific user manuals are available on www.mascot-as.de/en/techlib/user-manuals</div></div><div><div><div> Bedienungsanleitung</div><div>Deutschsprachige Bedienungsanleitungen finden sich auf www.mascot-as.de/de/techlib/benutzermanuals</div></div><div><div><div> Mode d'emploi</div><div>Les manuels spécifiques de nos produits d'origine sont disponibles sur www.mascot-as.fr/techlib/manuels</div></div></div><div><div><div> Informations</div><div>Produit</div><div>Manuel de maintenance</div><div>Produit par l'AS</div></div><div></div><div><div>MASCOT ELECTRONICS AS</div><div>Költer Str. 30-302 Tammheim 69269</div><div>Phone: +49 69 36 61 00 • Mobile: +49 69 36 61 01</div><div>E-Mail: info@mascot-as.de • www.mascot-as.de</div></div><div><div>Doc. No. 00010 - Page No. 007/001</div><div>01.05.2015</div></div></div></div></div></div>	<h2>Mascot Power Supplies User Manual - Safety, Specifications, and EMC Information</h2> <p>This comprehensive user manual from Mascot Electronics AS provides detailed information on their range of Power Supplies. It covers essential safety instructions, operating guidelines, cautions for use, handling procedures, and technical specifications for various models including the 3020, 3320, 3520, 3721, and many others. The document also includes important information on electromagnetic compatibility (EMC) and product disposal. Ideal for users requiring detailed technical data and safety compliance information for Mascot power supply units.</p>
--	---