

Transformers TF-T31

Transformers TF-T31 Bluetooth TWS Wireless Earbuds User Manual

Model: TF-T31

INTRODUCTION

This manual provides detailed instructions for the setup, operation, and maintenance of your Transformers TF-T31 Bluetooth TWS Wireless Earbuds. Please read this manual thoroughly before using the product to ensure proper function and longevity.

PRODUCT OVERVIEW

Package Contents

- Transformers TF-T31 Wireless Earbuds (Left and Right)
- Charging Case
- USB Type-C Charging Cable
- User Manual (This Document)

Key Features

- Bluetooth 5.4:** Provides a stable, fast, and low-power connection.
- Dual Mode Functionality:** Switch between Gaming Mode for low latency audio and Music Mode for HiFi sound.
- High-Fidelity Audio:** Features 13mm magnetically levitated drivers for rich, detailed sound with deep bass.
- Environmental Noise Cancellation (ENC):** Enhances call clarity by reducing ambient noise.
- Intuitive Touch Controls:** Manage music playback, calls, and mode switching directly from the earbuds.
- Extended Battery Life:** Up to 5 hours of playback per charge, with the charging case providing up to 50 hours total.
- Ergonomic Design:** Lightweight and comfortable for prolonged wear.
- Mechanical Shell Design:** Unique aesthetic inspired by Transformers.



Image: The Transformers TF-T31 wireless earbuds and their distinctive mechanical shell charging case, shown in yellow.



TRANSFORMERS

Mechanical Shell Design

Surround Sound | High-Resolution Acoustics | Rotating Lid Design



Image: Close-up of the Transformers TF-T31 charging case, highlighting its unique mechanical shell design and the Transformers logo.

SETUP

1. Charging the Earbuds and Case

Before first use, fully charge the earbuds and the charging case.

1. Place both earbuds into the charging case. Ensure they are correctly seated.
2. Connect the provided USB Type-C cable to the charging port on the case and plug the other end into a USB power source (e.g., wall adapter, computer).
3. The LED digital display on the charging case will indicate the battery status during charging.
4. Charging typically takes approximately 1.5 hours for a full charge.

Note: The charging case has a 3.7V/300mAh battery, and each earbud has a 3.7V/30mAh built-in battery.

2. Bluetooth Pairing

Follow these steps to pair your earbuds with a Bluetooth-enabled device:

1. **Power On:** Open the charging case. The earbuds will automatically power on and enter pairing mode. You may hear an audible prompt.



2. **Activate Bluetooth:** On your device (smartphone, tablet, computer), go to the Bluetooth settings and ensure Bluetooth is enabled.
3. **Select Device:** Look for "TF-T31" in the list of available Bluetooth devices and select it to connect.
4. **Confirmation:** Once connected, you will hear a confirmation sound from the earbuds, and your device will show "TF-T31" as connected.

Note: The earbuds will automatically reconnect to the last paired device when taken out of the case, if Bluetooth is enabled on the device.


New Bluetooth 5.4

Full performance


New Bluetooth 5.4 technology, intelligent optimization of FM signal anti-interference technology




High configuration and strong performance Bluetooth 5.4 technology




Listening to music is more stable



Low latency for gaming



Quick startup and connection



· TRANSFORMERS · TRANSFORMERS · TRANSFORMERS ·

Image: Diagram illustrating the advanced Bluetooth 5.4 technology, emphasizing stable and fast connection.

OPERATING INSTRUCTIONS

Power On/Off

- **Power On:** Open the charging case, or long-press the touch area on both earbuds for 3 seconds.
- **Power Off:** Place the earbuds back into the charging case and close the lid, or long-press the touch area on both earbuds for 5 seconds.

Touch Controls

The TF-T31 earbuds feature intuitive touch controls on the outer surface of each earbud. The functions are as follows:

Action	Function
Single Tap (Left/Right)	Play/Pause music, Answer/End call
Double Tap (Right Earbud)	Next Track
Double Tap (Left Earbud)	Previous Track
Triple Tap (Left/Right)	Switch between Gaming Mode and Music Mode
Long Press (Left/Right, 2 seconds)	Reject incoming call, Activate Voice Assistant

Switching Modes (Gaming/Music)

The TF-T31 earbuds offer two distinct audio modes:

- **Gaming Mode:** Provides ultra-low latency audio synchronization, ideal for gaming and video playback to minimize delay between audio and visuals.
- **Music Mode:** Delivers rich HiFi sound with enhanced bass and clear highs, optimized for an immersive music listening experience.

To switch between modes, **triple tap** the touch area on either earbud. You will hear an audible prompt indicating the current mode.



TRANSFORMERS

Low Latency for Gaming

Audio & Video Synchronization



Licensed by



© 2024 Hasbro & Paramount Pictures Corporation

TF-T31

Image: Illustration of the earbuds providing low latency audio for gaming, showing a mobile gaming scenario.

MAINTENANCE

Cleaning

- Regularly clean the earbuds and charging case with a soft, dry, lint-free cloth.
- Do not use abrasive cleaners, alcohol, or chemical solvents.
- Gently remove any earwax or debris from the earbud mesh using a small, soft brush or cotton swab.
- Ensure the charging contacts on both the earbuds and the case are clean and dry to maintain proper charging.

Storage

- When not in use, store the earbuds in their charging case to protect them and keep them charged.
- Store the product in a cool, dry place, away from extreme temperatures and direct sunlight.
- Avoid exposing the earbuds or case to water or excessive moisture. While the product is water-resistant, it is not waterproof.

TROUBLESHOOTING

If you encounter issues with your TF-T31 earbuds, please refer to the following common problems and solutions:

Earbuds Not Pairing or Connecting

- Ensure both earbuds are charged.
- Make sure Bluetooth is enabled on your device.
- Place the earbuds back into the charging case, close the lid, wait a few seconds, then open it again to re-enter pairing mode.
- On your device, forget or delete "TF-T31" from your Bluetooth device list, then attempt to pair again.
- Try pairing with a different device to rule out device-specific issues.

No Sound or Low Volume

- Check the volume level on both your connected device and the earbuds.
- Ensure the earbuds are properly seated in your ears.
- Clean any debris from the earbud mesh that might be obstructing sound.
- Reconnect the earbuds to your device.

Charging Issues

- Verify that the charging cable is securely connected to both the case and the power source.
- Ensure the charging contacts on the earbuds and inside the case are clean and free of obstructions.
- Try using a different USB Type-C cable or power adapter.
- Confirm the power source is active.

Earbuds Disconnect Frequently

- Ensure your device is within the Bluetooth transmission distance (26-32 feet or 8-10 meters) without

significant obstacles.

- Avoid environments with strong electromagnetic interference.
- Fully charge both the earbuds and the charging case.

SPECIFICATIONS

Feature	Detail
Model Name	TF-T31
Bluetooth Version	Bluetooth 5.4
Bluetooth Transmission Distance	26-32 feet (8-10 meters)
Headphone Battery Capacity	3.7V/30mAh (each earbud)
Charging Case Battery Capacity	3.7V/300mAh
Charging Port	Type-C
Charging Time	Approximately 1.5 hours
Battery Talk/Music Time	Up to 5 hours (earbuds), up to 50 hours (with charging case)
Frequency Response Range	20Hz-20KHz
Speaker Impedance	32Ω
Sensitivity	109dB±3dB
Control Type	Touch Control
Water Resistance Level	Water Resistant
Product Dimensions	3.15 x 3.15 x 4.72 inches
Item Weight	5.3 ounces (0.15 Kilograms)

SAFETY INFORMATION



- **Hearing Protection:** Avoid listening at high volume levels for extended periods to prevent hearing damage.
- **Driving Safety:** Do not use earbuds while driving or operating machinery where the inability to hear ambient sounds could pose a danger.
- **Water Exposure:** The earbuds are water-resistant, not waterproof. Do not submerge them in water or expose them to heavy rain. Dry them thoroughly if they get wet.
- **Children:** Keep earbuds and small parts away from children to prevent choking hazards.
- **Battery Safety:** Do not attempt to replace the built-in batteries. Do not expose batteries to excessive heat or direct sunlight. Dispose of batteries according to local regulations.
- **Cleaning:** Use only recommended cleaning methods. Avoid harsh chemicals.

WARRANTY AND SUPPORT

For warranty information or technical support, please refer to the documentation provided at the time of purchase or contact the retailer/manufacturer directly. Keep your proof of purchase for warranty claims.

You can visit the official Transformers store on Amazon for more product information: [Transformers Store](#)

Related Documents - TF-T31

	<p>TRANSFORMERS TF-T01 True Wireless Headset User Manual</p> <p>Discover the TRANSFORMERS TF-T01 True Wireless Headset user manual. Learn about product specifications, charging, touch controls, LED indicators, and troubleshooting for optimal audio experience. This guide provides essential instructions for setup and daily use.</p>
	<p>TRANSFORMERS TF-T50 True Wireless Earbuds User Manual</p> <p>Comprehensive user manual for TRANSFORMERS TF-T50 True Wireless Earbuds, covering specifications, operation, charging, safety, and warranty information.</p>
	<p>TRANSFORMERS TF-T01 Pro True Wireless Earphones - User Manual & Specifications</p> <p>Comprehensive user manual and specifications for TRANSFORMERS TF-T01 Pro True Wireless Bluetooth Earphones, covering setup, operation, features, and warranty information.</p>
	<p>TRANSFORMERS TF-T70 True Wireless Bluetooth Earbuds User Manual</p> <p>Official user manual for the TRANSFORMERS TF-T70 True Wireless Bluetooth Earbuds, detailing specifications, operating instructions, touch controls, charging, warranty, and FCC compliance.</p>
	<p>Transformers TF-T15 Headphones: User Manual and Specifications</p> <p>Comprehensive user manual for Transformers TF-T15 wireless headphones with hanging ears. Includes packing list, product diagram, specifications, operation instructions, LED indicators, touch controls, factory reset, warranty information, and FCC compliance.</p>
	<p>TRANSFORMERS TF-T20 Bluetooth Earphone User Manual</p> <p>Comprehensive user manual for the TRANSFORMERS TF-T20 Bluetooth Earphones, covering product specifications, operating instructions, touch controls, charging, and warranty information for optimal use.</p>