

## Manuals+

[Q & A](#) | [Deep Search](#) | [Upload](#)

manuals.plus /

- › [FocoMyLord](#) /
- › [FocoMyLord AI Language Translator Earbuds User Manual](#)

### FocoMyLord A38-W

# FocoMyLord AI Language Translator Earbuds User Manual

Model: A38-W

## 1. INTRODUCTION

The FocoMyLord AI Language Translator Earbuds are designed to facilitate seamless communication across language barriers. Featuring real-time translation for 144 languages and various translation modes, these earbuds offer a convenient solution for travel, business, and learning. This manual provides detailed instructions on how to set up, operate, maintain, and troubleshoot your translator earbuds to ensure optimal performance.



*Image: The FocoMyLord AI Language Translator Earbuds, showing both earbuds and their compact charging case in white.*

## **2. WHAT'S IN THE BOX**

Please check the package contents to ensure all items are present:

- Translator Earbuds (Left and Right)
- Charging Case
- User Manual

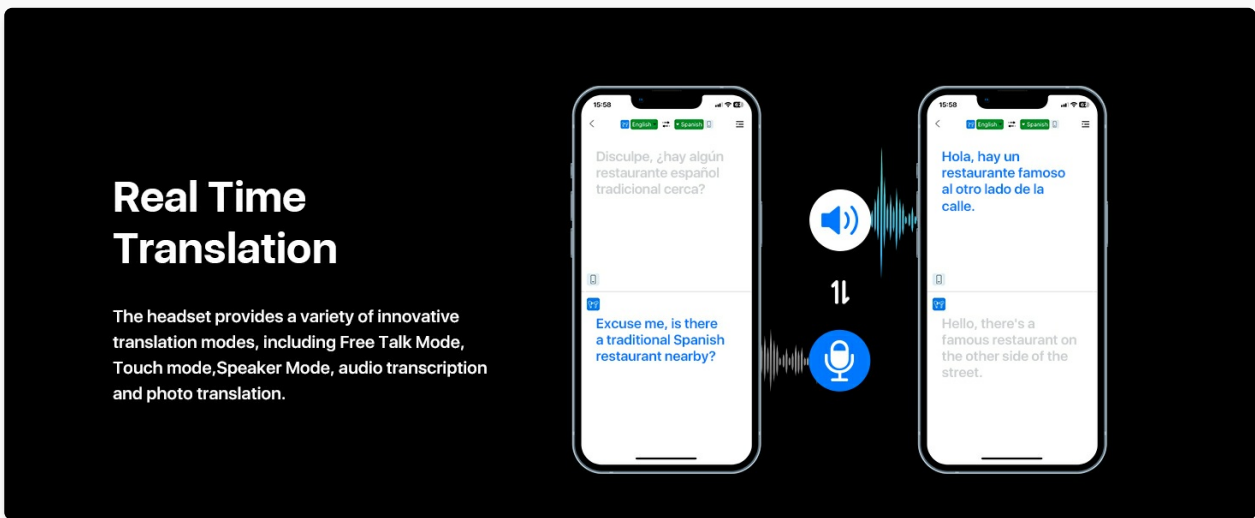
## 3. SETUP GUIDE

### 3.1 Initial Charging

Before first use, fully charge the earbuds and the charging case. Place the earbuds into the charging case and connect the case to a power source using a compatible USB cable (not included). The indicator lights on the case will show charging status.

### 3.2 App Download and Installation

The AI translation function requires a dedicated mobile application. Scan the QR code provided in the packaging or search for the official FocoMyLord app on your device's app store (iOS/Android). Download and install the application.



*Image: A visual representation of the real-time translation feature, showing two smartphones displaying translated text conversations, indicating the app's interface for seamless communication.*

### 3.3 Bluetooth Pairing

1. Ensure the earbuds are charged and placed in the charging case.
2. Open the charging case lid. The earbuds will automatically enter pairing mode.
3. On your mobile device, go to Bluetooth settings and search for available devices.
4. Select "FocoMyLord A38-W" (or similar name) from the list to connect.
5. Once connected, a voice prompt will confirm successful pairing.



Image: An illustration highlighting the Bluetooth 5.4 connectivity, emphasizing fast and stable transmission with low latency for synchronized audio.

## 4. OPERATING INSTRUCTIONS

### 4.1 Touch Controls

The earbuds feature pressure-sensitive touch controls for various functions:

Action	Function (Music Mode)	Function (Phone Mode)
Single Tap (L/R)	Play/Pause	Answer/End Call
Double Tap (L/R)	Volume Up (R) / Volume Down (L)	N/A
Triple Tap (L/R)	Previous Song (L) / Next Song (R)	N/A
Press and Hold (2s)	Enter Game Mode / Enter Music Mode	Decline Phone Call
Press and Hold (3s)	N/A	Activate Voice Assistant



Image: A detailed graphic illustrating the various touch control gestures on the earbuds and their corresponding functions for music playback, call management, and voice assistant activation.

## 4.2 Translation Modes

The FocoMyLord earbuds support multiple translation modes via the companion app:

- **Real-Time Translation:** For live conversations, the earbuds translate spoken words in real-time, displaying text on the app. Supports 144 languages.
- **Offline Translation:** Certain language packages can be downloaded for offline use (in-app purchase may be required). Supports 8 languages including English, Spanish, Mandarin, Russian, French, German, Japanese, and Korean.
- **Text Translation:** Translate written text by typing or pasting into the app.
- **Photo Translation:** Use your phone's camera to translate text from images.

# AI Headphones

Capable of translating 144 languages

Capaz de traducir 144 idiomas



Image: The earbuds shown with various greetings in different languages (e.g., Hello, Bonjour, Hallo, Hola, こんにちは), illustrating their multi-language translation capability.

# Natural and Instant Translation

**98% Accuracy** Simultaneous Translation in **0.5 sec**



**74**

**Languages**

**70**

**Accents**

*Image: A graphic emphasizing 98% accuracy and 0.5-second simultaneous translation, highlighting support for 74 languages and 70 accents with the earbuds.*

Merci à tous

Well done

## Offline Voice Translation Between 8 Languages

Certain off-line package requires in-app purchase.



English



Spanish



Mandarin



Russian



French



German



Japanese



Korean

*Image: Two individuals using the earbuds for translation, with flags of 8 languages (English, Spanish, Mandarin, Russian, French, German, Japanese, Korean) indicating offline translation support.*

# Overcome Language Barriers in Seconds



Download APP On iOS /Android.

Image: A classroom setting with a professor speaking, and a smartphone displaying a real-time translation of the lecture from English to Chinese, demonstrating the app's ability to overcome language barriers.

## 8 Offline Language Translation

Supports 8 offline language translations, **Certain off-line package requires in-app purchase** including Chinese, English, Japanese, Korean, Russian, German, French and Spanish, to meet the communication needs of users in various language environments.




Image: A visual showing the earbuds alongside a smartphone screen displaying a list of 8 languages available for offline download, emphasizing the convenience of translation without an internet connection.

### 4.3 Audio Features and Design

The earbuds are designed for both superior audio quality and comfort:

- **Outstanding Sound Quality:** Advanced audio processing technology ensures clear high frequencies and powerful low frequencies for an immersive listening experience.
- **Open-Ear Design:** The ear-hanging style provides ultimate comfort for extended wear and allows for situational awareness.
- **Secure Fit:** Ergonomic ear hooks and soft silicone materials ensure a stable and comfortable fit for various ear shapes.
- **Focus Mode Noise Reduction:** Designed to minimize distractions for clearer audio.



*Image: A woman wearing the earbuds, highlighting the open-ear design for comfort, with insets showing ergonomic ear hook, soft silicone, and ultra-light features.*

# Open-Ear Design for Secure Fit

Stay aware and comfortable with open-ear fit and easy controls.

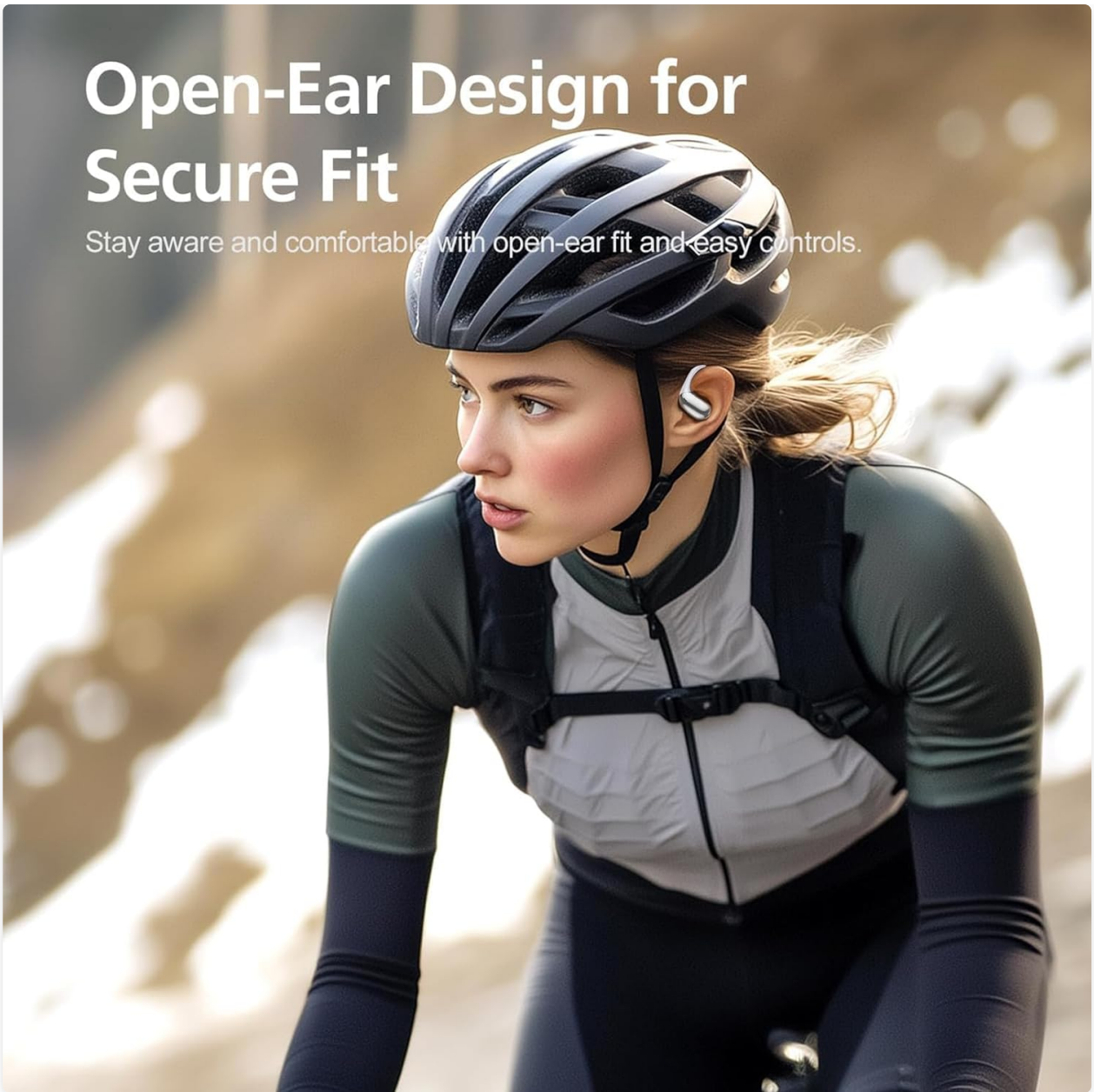


Image: A person wearing the earbuds while cycling, demonstrating the secure fit and comfort of the open-ear design during physical activity.

## Open-Ear Headphones

Secure Fit and All-day Comfort,  
Reduce Hearing Loss



Powerful Bass  
Experience



Secure Fit



Situational  
Awareness



Bluetooth 5.4



Image: A woman wearing the earbuds, with icons highlighting key features: Powerful Bass Experience, Secure Fit, Situational Awareness, and Bluetooth 5.4, promoting all-day comfort and reduced hearing loss.

## Stable and comfortable no need to choose between two options

Collecting nearly 10000 pairs of ear shape sizes, we have found a support structure with three points and one curved surface that fits the ear contours of different people.

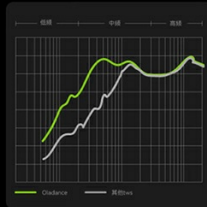


Image: A detailed view of the earbud's design, illustrating its stable and comfortable fit through a three-point support structure and curved surface that adapts to different ear contours.



### Ear side "subwoofer"

The "Intelligent Bass Algorithm Compensation" technology has been further upgraded, allowing you to carry a "subwoofer" and enjoy real and rich bass at any time.



### Dynamic Equalizer EQ Algorithm

It can automatically adjust the low-frequency and high-frequency energy at any volume, improving the sound quality.



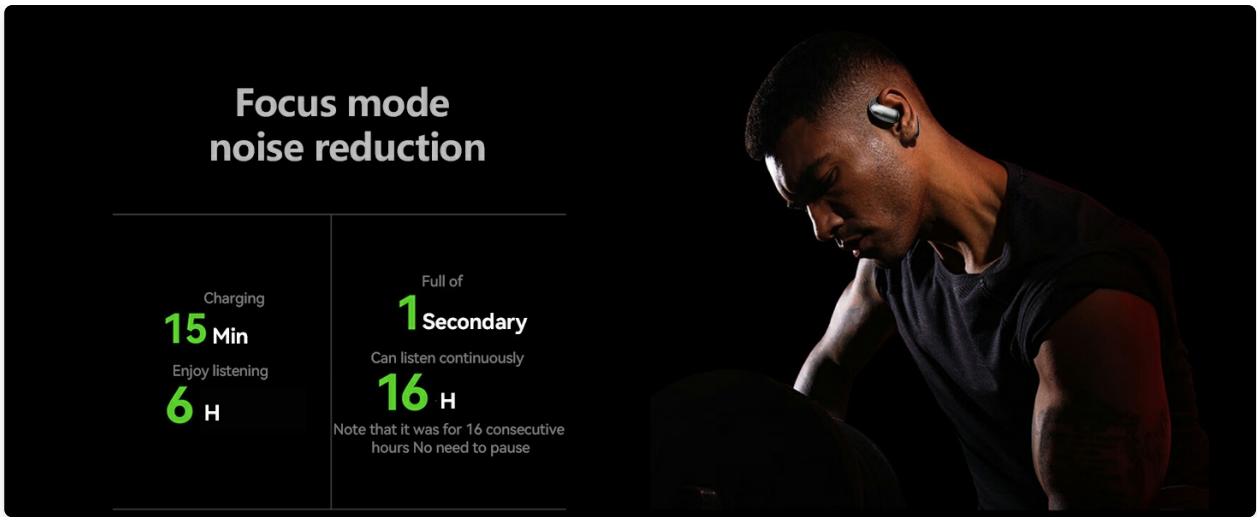
Hi Fi sound quality alone is not enough  
**Sound level surround sound**

Image: An exploded view of the earbud components, highlighting the "ear side subwoofer" for rich bass and a "Dynamic Equalizer EQ Algorithm" for automatic low and high-frequency adjustment, ensuring surround sound quality.

## 5. MAINTENANCE

### 5.1 Charging

To maintain battery health, charge the earbuds and case regularly. Avoid fully depleting the battery for extended periods. The fast charging feature allows for 6 hours of listening with just 15 minutes of charge.



*Image: A graphic detailing the charging capabilities: 15 minutes of charge provides 6 hours of listening, and a full charge allows for 16 consecutive hours of listening without interruption, alongside a visual of a person in a focused state, implying noise reduction.*

## 5.2 Cleaning

Gently wipe the earbuds and charging case with a soft, dry, lint-free cloth. Do not use abrasive cleaners, alcohol, or chemical solvents. Keep charging contacts clean and dry.

## 5.3 Storage

When not in use, store the earbuds in their charging case to protect them from dust and damage. Store in a cool, dry place away from direct sunlight and extreme temperatures.

## 6. TROUBLESHOOTING

If you encounter issues with your FocoMyLord AI Language Translator Earbuds, please refer to the following common problems and solutions:

Problem	Possible Cause	Solution
Earbuds not pairing	Low battery, out of range, not in pairing mode, previous connection issue.	Charge earbuds. Ensure they are within 10 meters of device. Reset earbuds by placing them in case and closing/opening lid. Forget device in Bluetooth settings and re-pair.
No sound from earbuds	Not connected, volume too low, media not playing.	Check Bluetooth connection. Increase volume on device and earbuds. Ensure media is playing.
Translation not working	No internet connection (for real-time), app not open, incorrect language settings, microphone blocked.	Ensure stable internet connection. Open and configure the FocoMyLord app. Check language selections. Ensure microphone is clear.
Earbuds not charging	Charging cable issue, dirty charging contacts, case battery depleted.	Try a different USB cable and power adapter. Clean charging contacts on earbuds and case. Charge the charging case.

If the problem persists, please contact FocoMyLord customer support for further assistance.

## 7. SPECIFICATIONS

Feature	Detail
Model Number	A38-W
Translation Languages	144 (online), 8 (offline via in-app purchase)
Connectivity	Bluetooth 5.4
Battery Life (Earbuds)	Up to 16 hours continuous listening (with charging case)
Fast Charging	15 min charge for 6 hours listening
Design	Open-Ear, Ear-hanging style
Control Type	Pressure Sensitive Touch Control
Dimensions (Package)	5.04 x 3.39 x 1.38 inches
Item Weight	5 ounces

## 8. WARRANTY AND SUPPORT

FocoMyLord products are manufactured to high quality standards. For information regarding warranty coverage, please refer to the warranty card included with your product or visit the official FocoMyLord website. For technical support, troubleshooting assistance, or any inquiries, please contact FocoMyLord customer service through the contact information provided on our website or within the product application. Please retain your proof of purchase for warranty claims.