



[Manuals.plus](#) /

› [Pagani Design](#) /

› Pagani Design PD-1752 Automatic Mechanical Watch User Manual

Pagani Design PD-1752

Pagani Design PD-1752 Automatic Mechanical Watch User Manual

INTRODUCTION

Thank you for choosing the Pagani Design PD-1752 Automatic Mechanical Watch. This manual provides essential information for the proper use, care, and maintenance of your timepiece. Please read it carefully to ensure optimal performance and longevity of your watch.

PRODUCT OVERVIEW AND FEATURES

The Pagani Design PD-1752 is an automatic mechanical watch designed for reliability and style. It features a robust movement, durable materials, and practical functions.



Overall view of the Pagani Design PD-1752 automatic mechanical watch in gold and black.

- **Movement:** Equipped with the ST16 automatic mechanical movement, offering a power reserve of approximately 40 hours.
- **Case and Bracelet:** Constructed from stainless steel, providing durability and a substantial feel.
- **Water Resistance:** Rated for 100 meters (330 feet), suitable for daily use, hand washing, rain, swimming, and snorkeling. Not recommended for hot showers or diving.
- **Dial Window:** Features a scratch-resistant synthetic sapphire glass (Mohs hardness 9) for enhanced durability and clarity.
- **Functions:** Dual date display (day and date).



Detailed view of the ST16 automatic mechanical movement, the heart of the watch.



Close-up view of the watch dial, highlighting the day and date display windows.

SETUP

Initial Winding

As an automatic mechanical watch, the PD-1752 is powered by the motion of your wrist. If the watch has stopped or has not been worn for an extended period, it may require manual winding to initiate operation.

1. Ensure the crown is in its fully pushed-in position (Position 0).
2. Rotate the crown clockwise approximately 20-30 times. This will provide enough power reserve to start the watch.
3. Once started, wearing the watch for 8-10 hours daily will keep it wound.

Setting Time and Date

To set the time and date on your PD-1752 watch:

1. **Position 0 (Pushed In):** Normal operating position. Manual winding (clockwise rotation) is possible in this position if the watch is not running.
2. **Position 1 (Pulled Out One Click):**
 - Rotate the crown clockwise to adjust the date.
 - Rotate the crown counter-clockwise to adjust the day of the week.
 - **Caution:** Avoid setting the date or day between 9:00 PM and 3:00 AM, as this can damage the movement. If adjustment is needed during this period, first set the time outside this range, adjust the date/day, then reset the time.
3. **Position 2 (Pulled Out Two Clicks):**
 - Rotate the crown to set the time. The seconds hand will stop, allowing for precise time setting.
 - After setting the time, push the crown back to Position 0.



The watch crown, used for winding and setting time/date.

OPERATING YOUR WATCH

Once set, your automatic watch will continue to run as long as it receives sufficient wrist movement. If you do not wear the watch for more than 40 hours, it will stop and require manual winding and time/date setting again.



The watch comfortably worn on a wrist, demonstrating its fit.

MAINTENANCE

Water Resistance

Your watch is water-resistant to 100 meters (330 feet). This means it is suitable for splashes, rain, showering (cold water), swimming, and snorkeling.

- **Do NOT** operate the crown or pushers while the watch is wet or submerged.
- **Avoid** exposing the watch to hot water, steam, or extreme temperature changes, as this can compromise the seals.
- After exposure to saltwater, rinse the watch with fresh water and dry it thoroughly.



Illustration of the sapphire crystal and fluted bezel, contributing to the watch's water resistance.

Cleaning and Care

- Wipe the watch regularly with a soft, dry cloth to remove dust and fingerprints.
- For the stainless steel bracelet, a soft brush and mild soapy water can be used, ensuring to rinse thoroughly and dry immediately.
- Avoid contact with harsh chemicals, solvents, or abrasive materials.
- Store your watch in a cool, dry place away from direct sunlight and strong magnetic fields when not in use.



Detail of the stainless steel foldover clasp, which should be kept clean.










TROUBLESHOOTING

- **Watch has stopped:** If the watch has not been worn for over 40 hours, it will stop. Manually wind the watch by rotating the crown clockwise 20-30 times in Position 0.
- **Time is inaccurate:** Ensure the watch is fully wound. If the issue persists, it may require servicing. Avoid strong magnetic fields.
- **Date/Day not changing:** Check if the date/day is being set between 9:00 PM and 3:00 AM. Adjust outside this period. If the issue continues, ensure the crown is fully pushed in after setting.
- **Condensation under crystal:** This indicates a breach in water resistance. Avoid further water exposure and seek professional service immediately.

SPECIFICATIONS

Model : PD-1752

Style: Male

-  **Case Thickness : 13MM**
-  **Dial diameter : 36MM**
-  **Weight : 138G**
-  **Max Perimeter : 220MM**
-  **Movement : Seagull ST16**
-  **Bracelet width : 20MM**
-  **Bracelet material :
Stainless steel**
-  **Dial Window Material Type :
sapphire glass**
-  **Original gift box, User manual,
warranty card and original watch**



**NOTE: THIS DATA IS ONLY STORE MEASUREMENT DATA,
THERE IS AN ERROR (SIZE \pm 1MM, WEIGHT \pm 2G)**

Dimensional specifications of the PD-1752 watch.

| Feature | Specification |
|----------------------|---------------------------|
| Model Number | PD-1752 |
| Movement | ST16 Automatic Mechanical |
| Case Diameter | 36mm |
| Case Thickness | 13mm |
| Bracelet Width | 20mm |
| Weight | Approximately 140g |
| Bracelet Material | Stainless Steel |
| Dial Window Material | Sapphire Glass |

| Feature | Specification |
|------------------|----------------|
| Water Resistance | 100m (330ft) |
| Clasp Type | Foldover Clasp |

WARRANTY AND SUPPORT

Your Pagani Design PD-1752 watch comes with a **30-day refund policy** and a **12-month after-sales service warranty**. For any inquiries, support, or warranty claims, please contact the seller through the Amazon platform. Ensure you retain your proof of purchase for warranty validation.

