

IRONCK HK-PTS-01

IRONCK 72" Coffee Bar Cabinet User Manual

Model: HK-PTS-01

Brand: IRONCK

SAFETY INFORMATION

Please read and understand all safety instructions before assembly and use of the cabinet.

- Always ensure the cabinet is securely mounted to the wall to prevent tipping. An anti-tip kit is included for this purpose.
- Be cautious of glass doors and shelves to avoid breakage and potential injury.
- Never block the electrical outlets or USB ports to prevent overheating and potential electrical hazards.
- Always unplug the cabinet when not in use or when performing maintenance.
- Keep the area around the cabinet clear to prevent tripping or pinch points.

PRODUCT OVERVIEW

The IRONCK 72" Coffee Bar Cabinet is a versatile furniture piece designed to enhance your kitchen, dining room, or living space. It combines ample storage with modern features like integrated power and LED lighting, making it ideal for a coffee station, pantry, or display cabinet.



Figure 1: Front view of the assembled coffee bar cabinet, showcasing its design and functionality.

KEY FEATURES

Ample Storage Capacity

This farmhouse coffee bar cabinet offers exceptional storage solutions with two glass doors, two doors at the base, and an open countertop. It is designed to store kitchenware, plates, containers, spices, and more with ease.



Figure 2: The cabinet integrated into a kitchen, demonstrating its use as a microwave hutch.



Figure 3: Detailed view of the three spacious drawers, ideal for organizing smaller items.

Enhanced Features: Power & Lighting

Experience enhanced ambiance and convenience with RGB lighting offering 60,000 colors, four flashing modes, and adjustable brightness. Equipped with two AC plugs and two USB ports, powering essential appliances like coffee makers or microwaves is effortless. Additionally, six hooks on the coffee bar cabinet help you organize mugs efficiently.




Figure 4: The cabinet's RGB lighting feature, providing customizable illumination.

Build-In Power Strip



125V/12A
【2 Ac outlets】



5V/2A
【2 USB Port】



4.9 Feet
【Power Cord】



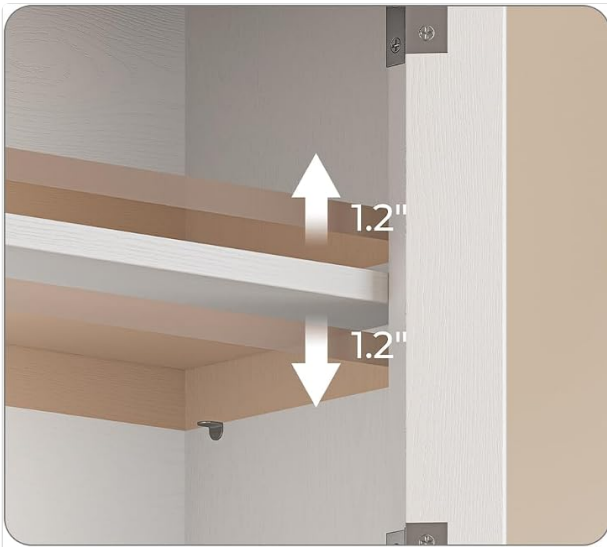
Figure 5: The convenient built-in power strip for easy appliance connectivity.

Robust & Long-Lasting Construction

Crafted from high-grade MDF and quality hardware, this coffee bar hutch ensures stability and durability. The glass doors protect your items while the waterproof coating facilitates easy cleaning. Maintenance is a breeze with a simple wipe-down.

Organized & Versatile Design

With clear divisions, this bar cabinet comprises four doors (two cabinet doors and two glass doors) that offer customizable display options. The white buffet includes nine wine racks, wine glass hooks, and an open countertop, providing versatile arrangements for various needs.



Adjustable Shelf



Wine Glass Holder



6 Hooks for Mugs



Removable Wine Cubes

Figure 6: Close-up views of key organizational features including adjustable shelves, wine glass holders, mug hooks, and wine cubes.

Coffee Bar



Pantry



Figure 7: Demonstrating the cabinet's versatility for use as a coffee bar or a pantry.

Modern & Elegant Aesthetic

Our buffet storage cabinet features plain storage below and glass shelves above, adding a touch of sophistication to your space. The sleek and compact structure complements various kitchen or pantry themes, making it a stylish addition.



Figure 8: The cabinet beautifully integrated into a home environment, highlighting its modern design.

Product Upgrades

This model includes several upgrades for improved functionality and ease of use: now featuring 6 hooks (up from 4), reinforced wine glass grids that won't bend, silky-smooth aluminum barn door tracks, and a thicker back panel. Installation has also been simplified.

SETUP AND ASSEMBLY

The IRONCK Coffee Bar Cabinet requires assembly. Please follow the detailed instructions provided in the separate assembly guide included with your product packaging. Ensure all parts are present before beginning assembly.

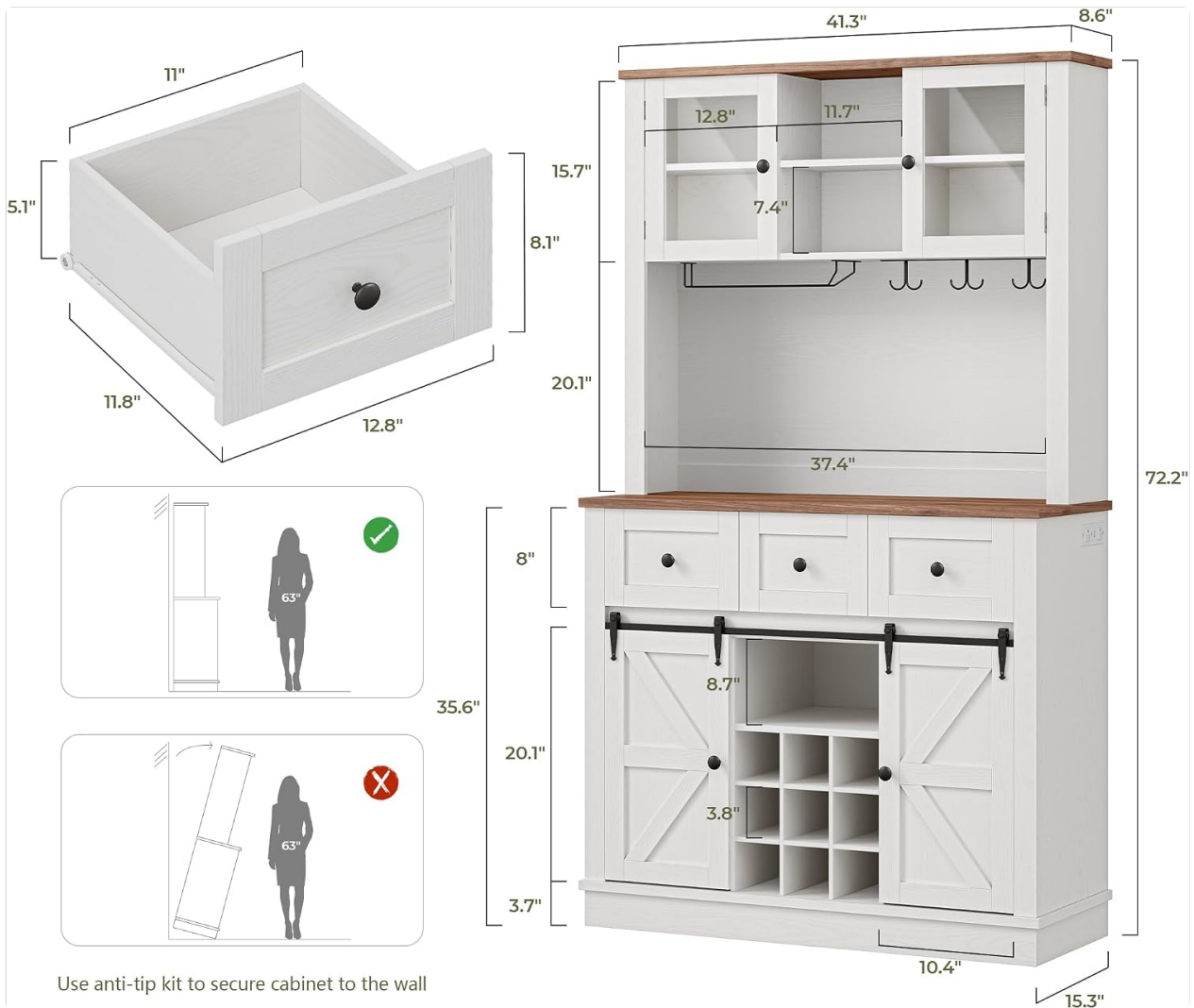


Figure 9: Product dimensions and important safety information regarding the anti-tip kit for secure installation.

Important: Always use the provided anti-tip kit to secure the cabinet to a wall. This is crucial for stability and safety, especially in households with children or pets.

OPERATING INSTRUCTIONS

Sliding Barn Doors

The lower section features smooth-gliding barn doors. To open or close, gently slide the door along its track. Ensure the track is clear of obstructions for optimal movement.

Drawers

The three central drawers operate on smooth glides. Pull the knob to open and push firmly to close. Avoid overloading drawers to ensure longevity of the glides.

Power Outlets and USB Ports

The built-in power strip provides two AC outlets and two USB ports. Simply plug in your appliances or devices. Ensure total power consumption does not exceed the rated capacity of the power strip.

LED Lighting

The RGB LED lighting can be controlled via a remote or a dedicated app (refer to the lighting kit's separate instructions for pairing and control). It offers 60,000 colors, various flashing modes, and adjustable brightness to suit your ambiance preferences.

CARE AND MAINTENANCE

To ensure the longevity and appearance of your IRONCK Coffee Bar Cabinet, follow these care instructions:

- **Cleaning:** Wipe surfaces with a soft, damp cloth. For stubborn marks, use a mild, non-abrasive cleaner. Avoid harsh chemicals or abrasive materials that could damage the finish.
- **Spills:** The cabinet features a waterproof coating. Wipe up spills immediately to prevent moisture damage.
- **Glass Care:** Clean glass doors with a standard glass cleaner and a lint-free cloth.
- **Hardware:** Periodically check and tighten any loose screws or hardware to maintain stability.
- **Placement:** Avoid placing the cabinet in direct sunlight or near heat sources to prevent warping or discoloration.

TROUBLESHOOTING

This section addresses common issues you might encounter. For problems not listed here, please contact customer support.

- **Cabinet Wobbles:** Ensure the cabinet is on a level surface. Adjust leveling feet if present. Verify all assembly hardware is securely tightened. Confirm the anti-tip kit is properly installed and anchored to the wall.
- **Drawers Stick/Don't Close Smoothly:** Check for obstructions in the drawer glides. Ensure drawers are not overloaded. Verify drawer slides are correctly aligned and secured.
- **LED Lights Not Working:** Check if the power cord for the LED strip is securely plugged into the power outlet. Ensure the power outlet is functional. Refer to the LED lighting kit's specific manual for troubleshooting remote or app connectivity issues.
- **Power Outlets Not Working:** Ensure the cabinet's main power cord is securely plugged into a functional wall outlet. Check if any circuit breakers have tripped.

PRODUCT SPECIFICATIONS

Specification	Detail
Brand	IRONCK
Model Name	coffee bar cabinet
Item Model Number	HK-PTS-01
Color	White
Product Dimensions	15.3"D x 41.3"W x 72.2"H
Item Weight	125 Pounds
Material	Engineered Wood (Frame & Back), Melamine (Top)
Finish Type	Melamine

Mounting Type	Floor Mount
Installation Type	Freestanding
Assembly Required	Yes
Special Features	Adjustable Shelf, Built-In Charging Station, Heavy Duty
Recommended Uses	Home Bar, Tea & Coffee Bar, Wine
Number of Shelves	3
Number of Racks	9 (Wine Racks)
Included Components	Drawers, Wine Glass Rack, Mug Hooks

WARRANTY AND CUSTOMER SUPPORT

For information regarding product warranty, returns, or to obtain assistance with your IRONCK Coffee Bar Cabinet, please refer to the warranty card included in your packaging or visit the official IRONCK store on Amazon. You can also contact Amazon Customer Support for assistance with your purchase.

Note on Videos: No official product videos from the seller were available for inclusion in this manual.