



[Manuals.plus](#) /

› [Kitstorack](#) /

› Kitstorack Under Bed Storage Bins with Lids and Wheels (Standard - 2 Pack) Instruction Manual

Kitstorack Standard - 2 PACK

Kitstorack Under Bed Storage Bins with Lids and Wheels (Standard - 2 Pack) Instruction Manual

[Introduction](#)

[Setup](#)

[Operating Instructions](#)

[Maintenance](#)

[Troubleshooting](#)

[Specifications](#)

[Warranty](#)

[Support](#)

INTRODUCTION

This manual provides instructions for the Kitstorack Under Bed Storage Bins with Lids and Wheels (Standard - 2 Pack). These clear plastic storage containers are designed for efficient organization of clothes, shoes, blankets, books, and toys, utilizing under-bed space. Each bin features pre-installed wheels for smooth mobility, secure buckle latches for dust and moisture protection, and a durable polypropylene construction.



Image: Kitstorack Under Bed Storage Bins, Standard - 2 Pack. This image shows the two clear plastic storage bins with their lids closed, ready for use.

SETUP INSTRUCTIONS

The Kitstorack Under Bed Storage Bins are designed for easy assembly. The wheels are pre-installed, simplifying the setup process.

1. **Unfold the Storage Bin:** Carefully unfold the collapsed storage bin from its flat-packed state.
2. **Unfold Four Panels:** Extend the four side panels upwards until they lock into place, forming the bin's structure.
3. **Press Buckles:** Ensure all buckles on the four sides are securely pressed into their respective slots to stabilize the bin.
4. **Attach Lids and Latch:** Place the dual-hinged lid onto the top of the bin and secure the latches on all sides to ensure a tight seal.

Kitstorack

Plastic Under Bed Storage


Large Capacity, Easy to Organize Seasonal Items



Image: Step-by-step assembly guide for the storage bins. This image illustrates the four simple steps to unfold and secure the bin, then attach the lid.

Smooth Mobility with 8 Wheels

Effortlessly push and pull with ease



Strong enough to hold up to 100 lbs

Image: Close-up of the underside of the storage bin showing the eight pre-installed wheels. These wheels ensure smooth movement and protect flooring.

OPERATING INSTRUCTIONS


Using the Storage Bins

- **Accessing Contents:** The bins feature center-hinged dual lids, allowing you to open either side for easy access without removing the entire lid.
- **Mobility:** With 8 pre-installed wheels, the bins can be effortlessly pushed and pulled under beds, sofas, or in and out of wardrobes.
- **Visibility:** The transparent design provides 360° visibility, enabling quick identification of stored items without opening the bin.
- **Stacking:** The sturdy lid design allows for stacking of multiple bins, optimizing vertical storage space.
- **Secure Closure:** Utilize the 6 large buckle latches to securely seal the lid, protecting contents from dust and moisture.



Center-Hinged Dual Lids Open from both sides for easy access

Image: A person opening one side of the center-hinged dual lid to access folded clothes inside the bin. This feature allows for convenient partial access.



Five-Sided Visibility

Rapid Item Identification

Image: Four clear storage bins filled with different items: books, toys, soft goods, and shoes. This demonstrates the versatility and transparent visibility of the bins.

[Your browser does not support the video tag.](#)

Video: "Spacious & Sturdy Storage, Easy Slide Access | Underbed Bin" by Kitstorack. This video demonstrates the spaciousness, durability, and easy access features of the under-bed storage bins.

[Your browser does not support the video tag.](#)

Video: "Clear Plastic Under Bed Storage with Wheels" by Kitstorack. This video highlights the clear design and the functionality of the wheels for convenient under-bed storage.

MAINTENANCE


To ensure the longevity and cleanliness of your Kitstorack storage bins, follow these simple maintenance guidelines:

- **Cleaning:** The smooth surface of the polypropylene material can be easily wiped clean with a damp cloth. For tougher stains, a mild soap solution can be used. Avoid abrasive cleaners or harsh chemicals that may damage the plastic.
- **Dust and Moisture Protection:** Regularly ensure that all 6 buckle latches are securely fastened to maintain the dust-proof and moisture-proof properties of the bins.
- **Wheel Care:** Periodically check the pre-installed wheels for any debris or obstructions that might hinder

smooth rolling. Clean as necessary.

- **Storage:** When not in use, the bins can be folded flat for space-saving storage. Ensure they are clean and dry before folding.

Dust-proof and Moisture-proof



Translucent lid provides easy visibility while helping to keep contents clean

Open design leaves items exposed to dust and dirt

Image: A hand wiping the surface of a clear storage bin with a cloth, demonstrating its easy-to-clean nature and dust-proof design.

TROUBLESHOOTING

If you encounter any issues with your Kitstorack Under Bed Storage Bins, refer to the following common solutions:

Problem	Possible Cause	Solution
Bin does not roll smoothly.	Debris caught in wheels; wheels are not properly aligned.	Check wheels for hair or dirt and remove. Ensure the bin is placed on a flat, even surface.
Lid does not close securely or latches break.	Bin is overfilled; latches are misaligned or damaged.	Reduce contents to allow the lid to close properly. Ensure the lid is correctly positioned before attempting to latch. If latches are damaged, contact customer support.
Contents appear dusty or damp.	Lid not fully sealed; gaps in the bin's construction.	Verify all 6 buckle latches are securely closed. While the bins are designed to be dust and moisture-resistant, they are not hermetically sealed. For highly sensitive items, additional protective measures may be required.
Bin appears flimsy or deforms under weight.	Exceeding maximum load capacity.	Ensure the weight of the contents does not exceed 100 lbs (45 kg). Distribute weight evenly.

Heavy-Duty Load Capacity

Supports up to 100 lbs without bending or warping

Built to withstand heavy pressure and maintain its shape



VS



Image: Illustration showing the Kitstorack bin supporting multiple 15lb dumbbells without bending, contrasted with a standard plastic bin cracking under similar weight. This highlights the heavy-duty load capacity.

SPECIFICATIONS

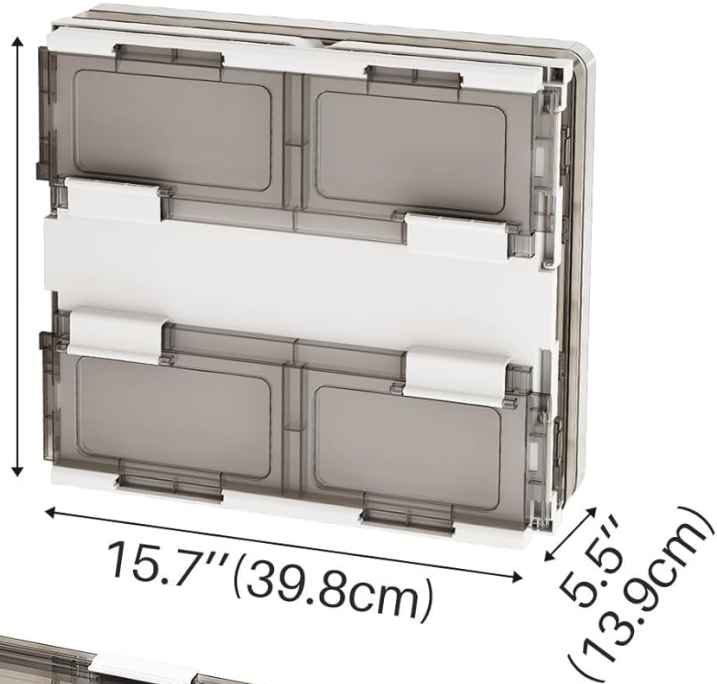
Feature	Detail
Brand	Kitstorack
Model	Standard - 2 PACK
Color	Clear White
Material	Durable Polypropylene (PP) Plastic
Item Dimensions (L x W x H)	25.2"L x 15.8"W x 6.1"H (64cm L x 40cm W x 15.4cm H)
Capacity	37.8 Quarts (per bin)
Item Weight	4.26 Kilograms (total for 2 bins)

Feature	Detail
Special Features	Dustproof, Moistureproof, Transparent, Wheeled, With handle, Stackable, Foldable
Closure Type	Snap (6 buckle latches)
Water Resistance Level	Water Resistant
Recommended Uses	Shoes, Toys, Clothes, Books, Blankets, Seasonal Storage

Folded size

Space-saving

16.5"
(41.9cm)



Unfolded size

6.1"
(15.4cm)

25.2"
(64cm)

15.8"
(40cm)

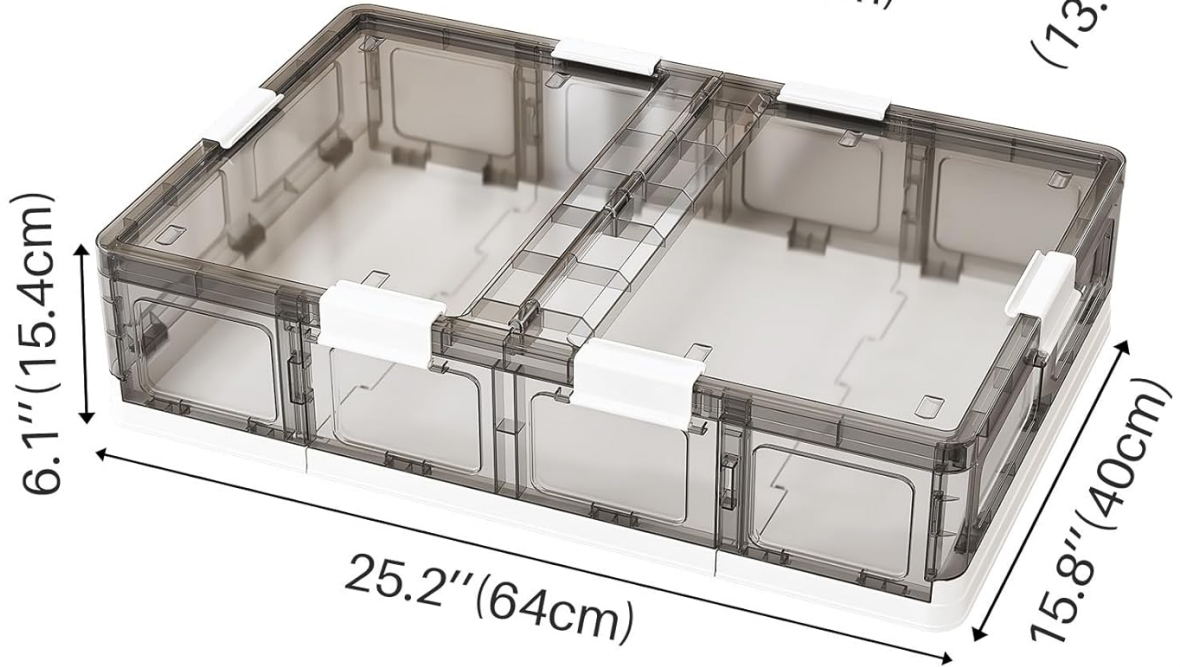


Image: Detailed dimensions of the storage bin in both its folded (space-saving) and unfolded states, showing height, width, and length measurements.

WARRANTY INFORMATION

Kitstorack products are manufactured to high-quality standards. For specific warranty details regarding your Under Bed Storage Bins, please refer to the product packaging or contact Kitstorack customer support directly. Typically, products are covered against manufacturing defects for a limited period from the

date of purchase.

CUSTOMER SUPPORT

For any questions, concerns, or assistance with your Kitstorack Under Bed Storage Bins, please contact Kitstorack customer support. You can typically find contact information on the product packaging or through the official Kitstorack website.

Manufacturer: Kitstorack

Brand Store: [Visit the Kitstorack Store on Amazon](#)