



[Manuals.plus](#) /

> [Iaret](#) /

> Iaret Smart Watch User Manual - Model 9d44653b-c714-4748-9e35-63d0de6a246e

## Iaret 9d44653b-c714-4748-9e35-63d0de6a246e

# Iaret Smart Watch User Manual

Model: 9d44653b-c714-4748-9e35-63d0de6a246e

## INTRODUCTION

---

Welcome to the Iaret Smart Watch user manual. This guide provides essential information for setting up, operating, and maintaining your new smart watch. The Iaret Smart Watch is designed to enhance your daily life with features such as health monitoring, fitness tracking, Bluetooth calls, and smart notifications. Please read this manual thoroughly to ensure proper use and to maximize your device's potential.

## WHAT'S IN THE BOX

---

Upon unboxing your Iaret Smart Watch, please verify that all the following items are included:

- 1 Smart Watch
- 4 Smartwatch Bands (including steel, patterned, white, and breathable pink)
- 1 Necklace
- Charging Cable
- User Manual

# Designed for Women

Perfectly fit every outfit, rock every occasion



## 1 Captivating Necklace

Unique design, unleashing your beauty



## 4 Watch Bands

Vibrant options  
instant style refresh



Image: The laret Smart Watch package contents, including the watch, four different bands, and a necklace.

## SETUP

### 1. Initial Charging

The watch will not power on if the battery is at 0%. It requires a minimum of 15 minutes of charging to initiate startup. Connect the provided charging cable to the watch's charging port and a suitable USB power source.

### 2. App Download and Pairing

To unlock the full functionality of your laret Smart Watch, download the companion application on your smartphone. Follow the in-app instructions to pair your watch via Bluetooth. If pairing issues occur, reset the watch and attempt the process again.

### 3. Attaching Bands

Your smart watch comes with four interchangeable bands. To attach a band, align the spring bar with the

lug holes on the watch body and gently push the pin inward to secure it. Ensure both ends of the spring bar are properly seated in the lug holes.



Image: The IARET Smart Watch displayed with its multiple band options and accompanying necklace.

## OPERATING INSTRUCTIONS

### 1. Call Functionality

The IARET Smart Watch supports HD calls via Bluetooth 5.3 when connected to your smartphone. You can answer and make calls directly from your wrist using the built-in microphone and speaker, providing hands-free convenience during various activities.



Image: A user interacting with the smart watch to answer a call, with various social media app icons shown.

### 2. Smart Notifications

Receive alerts for SMS, Email, Instagram, WhatsApp, and other applications directly on your watch. This feature ensures you stay informed without needing to constantly check your phone. Please note that replies are not supported directly from the watch.

### 3. Health Monitoring

Your smart watch continuously tracks key health metrics including heart rate, SpO2 (blood oxygen), sleep stages (deep, light, awake), and steps. It also offers breathing exercises, hydration and sedentary alerts, and menstrual cycle tracking for holistic self-care. This data is for lifestyle guidance only and not for medical diagnosis.



Image: The smart watch interface showing detailed health monitoring data, including heart rate, blood oxygen, and sleep patterns.

#### 4. Sport Modes

With over 110 sport modes, the laret Smart Watch is your fitness companion. It tracks steps, calories burned, distance, and heart rate during your workouts. The IP67 water resistance rating makes it suitable for use during rain or handwashing.

# 100+ Sports Modes

Explore 8 built-in + 1 custom, power women's fitness

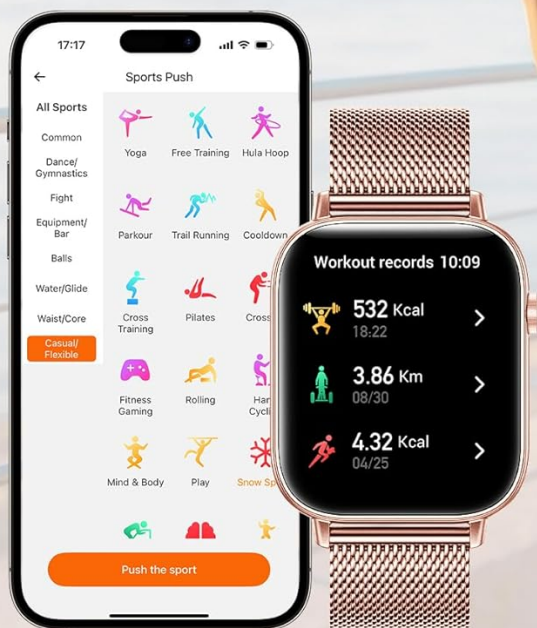
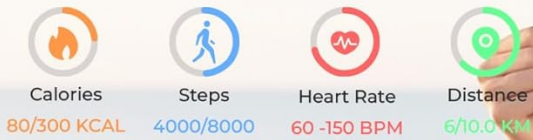


Image: The smart watch showing different sport modes and tracking data such as calories, steps, heart rate, and distance.

## 5. Customizable Watch Faces

Personalize your watch with over 100 watch faces available through the app. You can also upload your own photos to create custom dials, making your watch truly unique.



Image: The smart watch screen showcasing a variety of customizable watch faces and the option to upload personal photos.

## 6. Smart Control Hub & Voice Control

Access various smart functions directly from your wrist, including finding your phone, checking weather, setting alarms, controlling music and camera, and adjusting vibration and brightness. The watch also supports phone voice control (Siri/Google Assistant) through your connected smartphone for hands-free management of reminders and playlists.

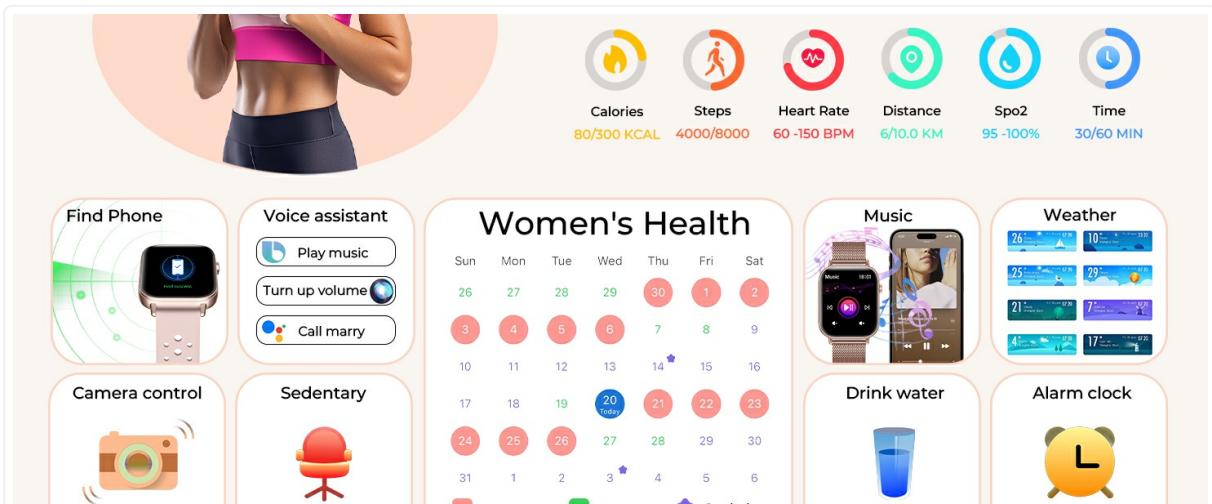


Image: The smart watch interface showing icons for various practical functions such as music control, weather forecast, and alarm settings.

## MAINTENANCE

### Cleaning

Regularly clean your smart watch and bands with a soft, dry cloth. For stubborn dirt, a slightly damp cloth can be used. Avoid harsh chemicals or abrasive materials, as these can damage the watch's finish or sensors.

### Water Resistance

The Iaret Smart Watch has an IP67 water resistance rating, meaning it is resistant to splashes, rain, and brief immersion in water up to 1 meter. It is suitable for daily use and light water activities like handwashing. However, it is not recommended for swimming, diving, or exposure to hot water or steam.

## Battery Care

To prolong battery life, avoid fully discharging the watch frequently. Charge the device using the provided cable and a standard USB power adapter. Optimal battery performance is achieved by keeping the charge between 20% and 80%.

## TROUBLESHOOTING

---

- **Watch not turning on:** Ensure the watch is charged for at least 15 minutes. If it still doesn't turn on, try a different charging cable or power adapter.
- **Pairing issues:** Make sure Bluetooth is enabled on your smartphone and the watch is within range. Try restarting both your phone and the watch. If problems persist, reset the watch to factory settings via the app or watch menu and attempt pairing again.
- **Inaccurate health data:** Ensure the watch is worn snugly on your wrist, about one finger's width above your wrist bone. Clean the sensor on the back of the watch regularly.
- **Notifications not appearing:** Check your phone's app permissions to ensure the companion app has access to notifications. Verify that notifications are enabled within the watch's app settings.
- **Short battery life:** Reduce screen brightness, disable unnecessary features, and limit frequent heart rate monitoring if not needed. Ensure the watch is fully charged before use.

## SPECIFICATIONS

---

Feature	Detail
Model Number	9d44653b-c714-4748-9e35-63d0de6a246e
Screen Size	1.83 Inches
Resolution	240 x 280
Display Type	LCD
Connectivity Technology	Bluetooth
Battery Capacity	250 Milliamp Hours
Battery Average Life	24 Hours
Water Resistance Level	IP67 (Waterproof)
Band Material Type	Silicone, Stainless Steel

Compatible Devices	Smartphone (iOS 7.1+/Android 4.4+)
Metrics Measured	Blood Oxygen (SpO2), Distance, Calories Burned, Heart Rate, Menstrual Cycle, Sleep Duration, Step Count
Special Features	Activity Tracker, Multisport Tracker, Pedometer, Find Phone, Alarm Clock, Stopwatch, Timer, DIY Watch Faces, Voice Control, Notifications, Sedentary Reminder, Drink Water Reminder, Women's Menstrual Cycle Tracking, Breath Training

## WARRANTY AND SUPPORT

---

### Warranty Information

The Iaret Smart Watch comes with a 1-year manufacturer's warranty. This warranty covers defects in materials and workmanship under normal use. Please retain your proof of purchase for warranty claims.

### Customer Support

For further assistance, technical support, or warranty inquiries, please refer to the contact information provided on the product packaging or visit the official Iaret website. Our customer service team is available to help with any questions or issues you may encounter.