

Manuals+

[Q & A](#) | [Deep Search](#) | [Upload](#)

[manuals.plus](#) /

› [1MORE](#) /

› [1MORE Piston-Fit USB-C Headphones User Manual](#)

1MORE P10

1MORE Piston-Fit USB-C Headphones User Manual

Model: P10

INTRODUCTION

Thank you for choosing the 1MORE Piston-Fit USB-C Headphones. This manual provides detailed instructions for the proper setup, operation, and maintenance of your new headphones. Please read this manual thoroughly before use to ensure optimal performance and longevity of your device.



Image: The 1MORE Piston-Fit USB-C Headphones in use, highlighting their design and comfort.

PACKAGE CONTENTS

Verify that all items are present in your package:

- 1MORE Piston-Fit USB-C Headphones (2 pairs if 2-pack)
- Silicone Eartips (various sizes)
- User Manual (this document)



Image: A complete view of the 1MORE Piston-Fit USB-C Headphones, including the USB-C connector and inline remote.

PRODUCT OVERVIEW

The 1MORE Piston-Fit USB-C Headphones are designed for clear audio and comfortable wear. Key components include:

- **Earbuds:** Featuring a 45° angled fit for secure placement and noise isolation.
- **USB-C Connector:** For direct connection to compatible devices.
- **Inline Remote:** Integrated control button for music and call management.
- **Microphone:** Built into the inline remote for hands-free communication.
- **Kevlar-Reinforced Cable:** Designed for durability and tangle resistance.




Image: A detailed view of the earbuds, highlighting their construction.

SETUP

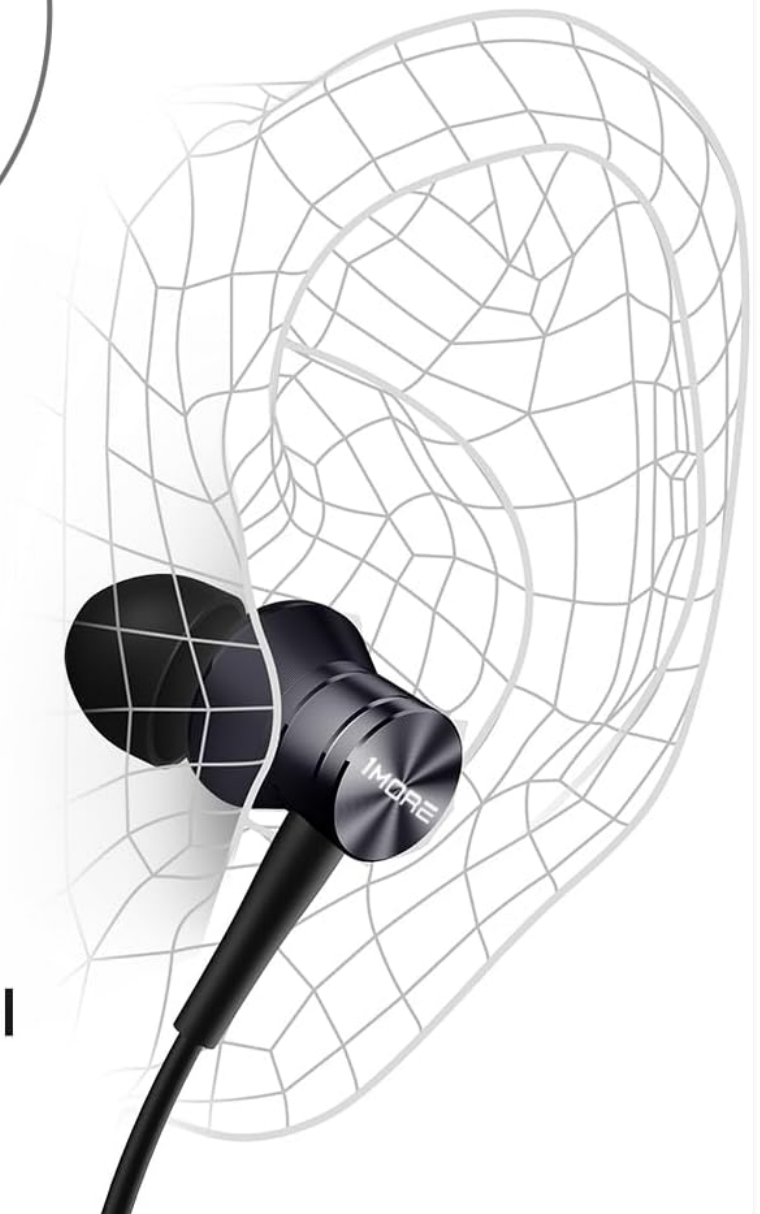
1. **Select Eartips:** Choose the silicone eartips that provide the most comfortable and secure fit for your ears. A proper

seal enhances sound quality and noise isolation.

2. **Connect to Device:** Insert the USB-C connector into the USB-C port of your compatible smartphone, tablet, or laptop. The headphones are plug-and-play and do not require additional drivers for most devices.

Personalized Comfort

45° angle in-ear design



Fitted to ear canal

Image: Illustration of the 45° angled in-ear design for optimal fit and comfort.

Widely Used

USB C Headphones Compatible with
most mobile phones and tablets



iPhone



Android



Tablet

Image: Visual representation of the headphones' wide compatibility with USB-C devices.

OPERATING INSTRUCTIONS

The inline remote provides convenient control over your audio and calls.

Music Playback

- **Play/Pause:** Press the control button once.

Call Management

- **Answer Call:** Press the control button once.
- **End Call:** Press the control button once during a call.
- **Reject Call:** Press and hold the control button for approximately 2 seconds.

Built-in Microphone and Multi-function Control

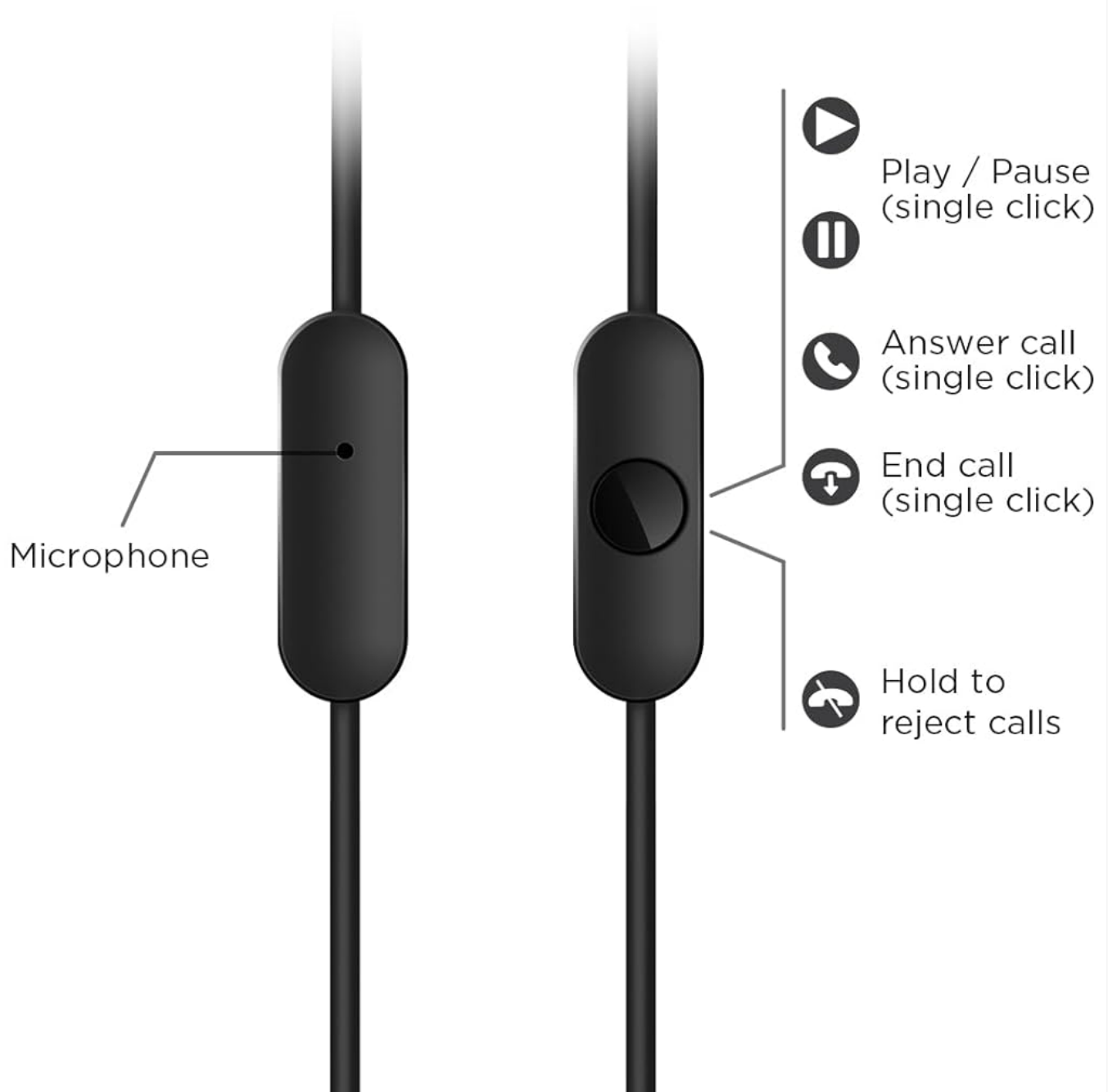


Image: Detailed functions of the inline microphone and multi-function control button.

Maintenance and Care

- **Cleaning:** Regularly clean the eartips with a soft, dry cloth. For deeper cleaning, remove the silicone eartips and wash them with mild soap and water, ensuring they are completely dry before reattaching.
- **Storage:** When not in use, store the headphones in a clean, dry place. Avoid extreme temperatures.
- **Cable Care:** The Kevlar-reinforced cable is designed to be durable and tangle-free. Avoid sharp bends or excessive pulling to prevent damage.
- **Avoid Moisture:** Do not expose the headphones to water or excessive moisture.

Troubleshooting

Problem	Possible Cause	Solution
No sound or low volume	Headphones not fully plugged in.	Ensure USB-C connector is securely inserted.
	Device volume too low or muted.	Increase device volume.
	Incorrect audio output selected on device.	Check device audio settings and select the headphones as output.
	Damaged cable or connector.	Inspect cable for damage. If damaged, contact support.
Microphone not working	Microphone port blocked.	Ensure microphone is not covered.
	Incorrect input device selected on computer/device.	Check device audio input settings and select the headphones' microphone.
Static or distorted sound	Poor connection.	Reconnect the headphones.
	Interference from other devices.	Move away from potential sources of interference.
	Damaged audio components.	Test with another device. If problem persists, contact support.

Specifications

- **Model Name:** P10
- **Connectivity Technology:** Wired (USB-C)
- **Ear Placement:** In Ear
- **Noise Control:** Sound Isolation
- **Audio Driver Type:** Dynamic Driver (Aerospace-grade composite diaphragm)
- **Impedance:** 32 Ohm
- **Cable Feature:** Tangle Free, Kevlar-Reinforced
- **Control Method:** Remote (Inline button)
- **Item Weight:** Approximately 14 grams (0.08 Kilograms)
- **Compatible Devices:** Cellphones, Laptops, Tablets (e.g., iPhone 15, Samsung Galaxy, Pixel 10, OnePlus)
- **Included Components:** Eartips

Powerful Sound

Aerospace-grade composite
diaphragm & flexible PET material



Image: Illustration of the aerospace-grade composite diaphragm for powerful sound.

WARRANTY AND SUPPORT


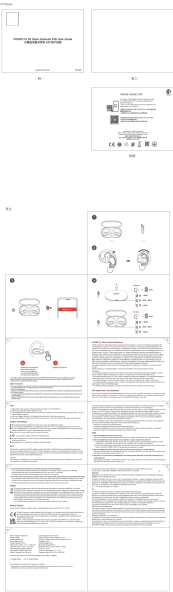

1MORE products are covered by a limited warranty. For detailed warranty information, please refer to the warranty card




included with your product or visit the official 1MORE website. For technical support, troubleshooting assistance, or to inquire about replacement parts, please contact 1MORE customer service through their official channels.

Online Support: www.1more.com/support



Related Documents - P10

	<p>1MORE Piston Fit E1028BT Wireless Headphones User Manual and Guide</p> <p>Comprehensive user manual for 1MORE Piston Fit E1028BT wireless Bluetooth headphones, covering setup, pairing, controls, troubleshooting, safety, and warranty information.</p>
	<p>1MORE Fit SE S30 Open Ear Wireless Bluetooth Headphones User Manual</p> <p>User manual and specifications for the 1MORE Fit SE S30 Open Ear Wireless Bluetooth Headphones (Model EF606). Features include Bluetooth 5.3, 30-hour battery life, clear calls, and detailed operational instructions.</p>
	<p>1MORE EVO True Wireless ANC Headphones User Guide</p> <p>Comprehensive user guide for the 1MORE EVO True Wireless Active Noise Canceling Headphones, covering setup, controls, troubleshooting, and safety information.</p>

	<p>1MORE Stylish True Wireless In-Ear Headphones E1026BT User Manual</p> <p>Comprehensive user manual for the 1MORE Stylish True Wireless In-Ear Headphones (E1026BT). Learn about product features, pairing, charging, key functions, tips, safety information, and FAQs.</p>
	<p>1MORE iBFree Sport Bluetooth In-Ear Headphones - E1018BT User Manual & Guide</p> <p>Comprehensive user manual and guide for the 1MORE iBFree Sport E1018BT Bluetooth in-ear headphones. Learn about pairing, controls, safety, warranty, and troubleshooting.</p>
	<p>1MORE SonoFlow SE Wireless Over-Ear Headphones HQ31 User Guide</p> <p>Comprehensive user guide for the 1MORE SonoFlow SE wireless over-ear headphones (Model HQ31), covering setup, controls, features, specifications, safety information, warranty, and FAQs.</p>