

Rythflo WH04

Rythflo WH04 Active Noise Cancelling Headphones User Manual

Model: WH04

Wireless V5.3 Bluetooth Headphones with 3 AI Mics ENC, In-ear Magnetic Neckband Earbuds

INTRODUCTION

Thank you for choosing the Rythflo WH04 Active Noise Cancelling Headphones. This manual provides essential information for setting up, operating, and maintaining your new headphones. Designed for superior audio clarity and comfort, the WH04 headphones offer advanced features to enhance your listening experience in various environments.

Key Features:

- **Active Noise Cancellation (ANC):** Reduces up to 32 dB of external noise for focused listening.
- **Crystal Clear Calls:** Equipped with 3 AI-powered microphones and Environmental Noise Cancellation (ENC) technology for clear voice pickup.
- **Dynamic & Exceptional Sound:** Features 13mm dynamic drivers for rich bass, clear mids, and crisp highs.
- **Comfort-Fit Earbuds:** Includes 4 sizes (XS, S, M, L) of replaceable eartips for optimal comfort and hygiene, with an XS size tailored for smaller ears.
- **Longer Listening:** Up to 60 hours of playtime with ANC off, and 40 hours with ANC on.
- **IPX6 Water Resistance:** Designed to withstand splashes and sweat, suitable for various activities.
- **Magnetic ON/OFF:** Earbuds automatically power on when separated and power off when attached.
- **Bluetooth 5.3 Multipoint:** Seamlessly switch between two connected devices.
- **Transparency Mode:** Allows you to hear your surroundings while enjoying audio.

WHAT'S IN THE BOX



Built to Last

Each pair of Rythflo WH04 Active Noise Cancelling Neckband Bluetooth Headphones undergoes 100+ data rigorous pre-delivery inspection for guaranteed durability.

3,000 times Charging port plug in/out trial	15,000 times Wire flexibility trial	168 hours Temperature trial at -15°C to 60°C
168 hours High temperature/high humidity trial at 50°C±2°C and RH95%*	30,000 times Button press trial	2.0 Kg Tension trial keep 60 seconds

Image: Rythflo WH04 Headphones and accessories.

- RY-WH04 Active Noise Cancelling Headphones x1
- USB Type-C Charging Cable x1
- Pairs of Black Eartips (XS, S, M, L) x4
- Pairs of Gray Eartips (XS, S, M, L) x4
- User Manual x1

PRODUCT OVERVIEW



Image: Rythflo WH04 Headphones.

Components:

- **Neckband:** Flexible and lightweight, designed to rest comfortably around your neck.
- **Earbuds:** In-ear design with magnetic backs for secure storage and automatic power control.
- **Control Panel:** Integrated into the neckband, featuring buttons for various functions.
- **USB Type-C Charging Port:** Located on the control panel for convenient charging.
- **LED Indicator:** Provides status updates (e.g., power, pairing, charging).

Control Functions:



Image: Easy Button Controls.

- **ANC Button:** Press once to cycle through Normal Mode, ANC On, and Transparency Mode.
- **Multi-Function Button (MFB):**
 - Short Press: Play/Pause audio, Answer/End Call.
 - Long Press (2s): Reject Call.
 - Double Press: Activate Voice Assistant.
- **Volume Up (+) Button:**
 - Short Press: Increase Volume.
 - Long Press (2s): Next Song.
- **Volume Down (-) Button:**
 - Short Press: Decrease Volume.
 - Long Press (2s): Previous Song.

SETUP

Charging the Headphones:

Before first use, fully charge your Rythflo WH04 headphones. Connect the provided USB Type-C charging cable to the charging port on the neckband and plug the other end into a USB power source. The LED indicator will show charging status.

- Charging Time: Approximately 1.5 hours.
- LED Indicator: Red while charging, turns off when fully charged.

Power On/Off:

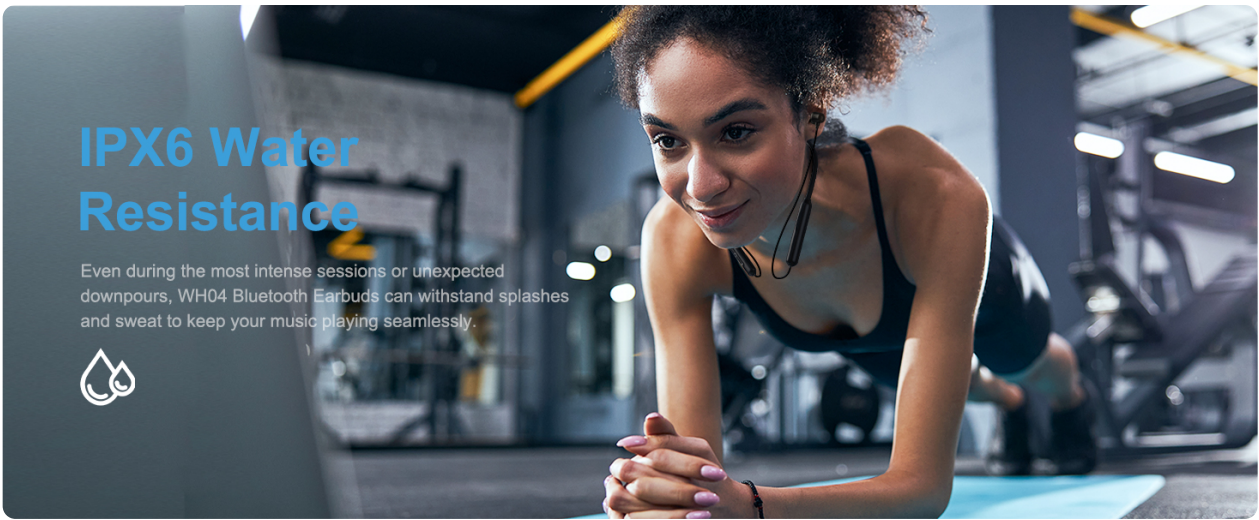


Image: Auto ON/OFF with Magnetic Earbuds.

The WH04 headphones feature a convenient magnetic power control:

- **Power On:** Separate the magnetic earbuds. You will hear an audible prompt indicating power on and connection status.
- **Power Off:** Attach the magnetic earbuds together. This conserves battery life efficiently.

Video: Demonstration of the magnetic ON/OFF feature of the Rythflo WH04 headphones.

Bluetooth Pairing:

The WH04 headphones utilize Bluetooth 5.3 for stable and efficient connections.

- **Initial Pairing:** When powered on for the first time or after being disconnected, the headphones will automatically enter pairing mode. The LED indicator will flash.
- **Connect to Device:** On your device (smartphone, tablet, laptop), enable Bluetooth and select "RY-WH04" from the list of available devices. Once connected, you will hear a confirmation prompt.
- **Multipoint Connection:** To connect to two devices simultaneously:

1. Pair RY-WH04 with the first device, then turn off the first device's Bluetooth.
2. Connect RY-WH04 to the second device.
3. Re-enable the first device's Bluetooth, and it will automatically connect to RY-WH04, allowing simultaneous connection to both devices.



Image: Multipoint Connection.

OPERATING INSTRUCTIONS

Active Noise Cancellation (ANC) & Transparency Mode:

The ANC button on the control panel allows you to switch between different audio modes:

- **Normal Mode:** Standard audio playback without noise cancellation or transparency.
- **ANC On:** Activates active noise cancellation, reducing ambient sounds by up to 32 dB. Ideal for noisy environments like airplanes or busy offices.
- **Transparency Mode:** Allows external sounds to pass through, enhancing your awareness of surroundings while still listening to audio. Useful for conversations or when needing to hear announcements.




Image: Enhanced Awareness (Transparency Mode).

Transparency Mode

ANC Mode

Normal Mode

Enhanced Awareness

Filtering background noise while playing your audio, so you can stay connected to your favorite podcasts or music without missing what's happening around you.




Image: Noise Off Melody On (ANC Mode).

Call Management:

Use the Multi-Function Button (MFB) for call control:

- **Answer/End Call:** Short press the MFB.
- **Reject Call:** Long press the MFB for 2 seconds.
- **Voice Assistant:** Double press the MFB to activate your device's voice assistant.

Stay In Your Groove

Built-in 13mm large-size unit, WH04 Wireless Earbuds present dynamic performance and richer details, furnishing you with soul-stirring sound.



Image: Clear Calls Wherever You Are.

Music Playback:

Control your audio directly from the neckband:

- **Play/Pause:** Short press the MFB.
- **Volume Adjustment:** Use the '+' and '-' buttons for volume control.
- **Next Track:** Long press the '+' button for 2 seconds.
- **Previous Track:** Long press the '-' button for 2 seconds.

Noise Off Melody On

Enjoy uninterrupted focus all day with WH04 Active Noise Cancelling Headphones, keeping distractions and noise at bay. Perfect for your next long-haul flight!



Image: Stay In Your Groove.

MAINTENANCE

Cleaning:

To ensure longevity and optimal performance, regularly clean your headphones:

- Wipe the neckband and earbuds with a soft, dry cloth.
- Remove eartips and clean them with mild soap and water. Ensure they are completely dry before reattaching.
- Do not use harsh chemicals or abrasive materials.

Water Resistance:

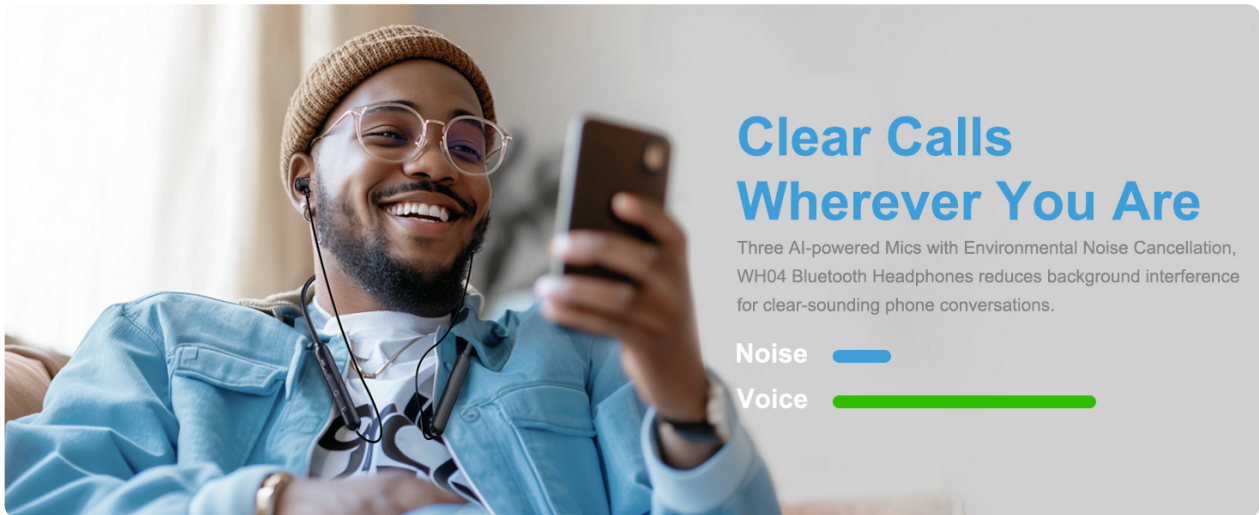


Image: IPX6 Water Resistance.

The Rythflo WH04 headphones are IPX6 water-resistant, meaning they can withstand powerful water jets. This makes them suitable for workouts and light rain. However, they are not designed for submersion in water. Avoid prolonged exposure to water and ensure the charging port is dry before charging.

TROUBLESHOOTING

If you encounter any issues with your Rythflo WH04 headphones, please refer to the following common solutions:

Problem	Possible Cause	Solution
Headphones do not power on.	Low battery; Earbuds are attached.	Charge the headphones; Separate the magnetic earbuds.
Cannot pair with device.	Bluetooth is off; Headphones not in pairing mode; Device too far.	Ensure Bluetooth is on; Separate earbuds to enter pairing mode; Move device closer (within 10 meters).
No sound or low volume.	Volume too low; Headphones not connected; Incorrect audio output.	Increase volume on headphones and device; Reconnect headphones; Check device's audio output settings.
Poor call quality.	Weak signal; Microphone obstructed.	Move closer to device; Ensure microphones are clear.

SPECIFICATIONS

Feature	Detail
Model Name	WH04
Connectivity Technology	Wireless (Bluetooth 5.3)
Noise Control	Active Noise Cancellation
Audio Driver Size	13 Millimeters
Battery Life	Up to 60 Hours (ANC off), Up to 40 Hours (ANC on)
Charging Time	1.5 Hours
Water Resistance Level	IPX6
Bluetooth Range	10 Meters
Item Weight	3.52 ounces
Product Dimensions	6.6 x 4.96 x 0.58 inches

WARRANTY AND SUPPORT

Rythflo provides a 1-year warranty for the WH04 Active Noise Cancelling Headphones. For any concerns or support inquiries, please contact us through your purchase platform:

- Navigate to "Your Orders" on Amazon.
- Click on the Detail Page of your WH04 Bluetooth Headphones.
- Click on "Sold by" Rythflo Store.
- Select "Ask a question" to reach our customer support team.

We are committed to ensuring your satisfaction with our products.