

LAVIEVERT WGPTB065

Lavievert 2-in-1 Tilting & Rotating Jigsaw Puzzle Board User Manual

Model: WGPTB065

INTRODUCTION

Welcome to the user manual for your Lavievert 2-in-1 Tilting & Rotating Jigsaw Puzzle Board. This board is designed to enhance your puzzling experience with its versatile features, including tilting, rotation, and integrated storage. Please read these instructions carefully to ensure proper setup and optimal use of your puzzle board.

PRODUCT FEATURES

- **Tilting Puzzle Board:** Designed with a built-in stand, the Lavievert puzzle board features a tilt angle of 25°, allowing for a comfortable posture during extended puzzling sessions. Anti-slip felt pads on the bottom of the wooden stand prevent slipping and protect your tabletop.

Tilting Puzzle Board



Anti-slip Feet

Protect your tabletop against scratches.



Anti-slip Felt Tabletop

Holds puzzle pieces and keeps them from sliding.

Image: The puzzle board shown in a tilted position, highlighting the 25-degree angle, anti-slip feet, and the anti-slip felt tabletop holding puzzle pieces securely.

- **360° Rotation:** Equipped with 4 built-in universal wheels at the bottom, the board allows for easy access to every inch of the puzzle without needing to move from your seat. This also ensures smooth movement for storage under furniture.




Image: A person demonstrating the 360-degree rotation of the puzzle board, with an inset showing the universal wheels on the underside.

- **4 Colored Drawers:** Designed with 4 sorting drawers to improve game efficiency and organization by sorting and storing puzzle pieces. Magnetic closures keep drawers secure when not in use. The product also includes 4 wooden knobs as replacements for your needs.

4 Colored Drawers

Help to sort and store puzzle pieces.



Protective Cover

Shields unfinished puzzles against water, dust and pets.



Image: Four colored drawers (yellow, blue, grey, purple) extended from the puzzle board, each containing sorted puzzle pieces.

- **Thoughtful Protection Design:** Includes a translucent sheet protector to resist dust and water, and prevent pets from disturbing unfinished puzzles. Rounded corners ensure safe use by avoiding bumps and bruises. Wooden raised edges prevent pieces from falling. A PU handle facilitates portability.



PU Leather Handle

Ensures easy transport and storage.



Rounded Corners

Ensure safe use by avoiding bumps and bruises.



Image: The puzzle board with its protective cover in place, shielding an unfinished puzzle. Details of the PU leather handle and rounded corners are also shown.

- **1000 PC Puzzle Board:** The usable area measures 29.5 × 20 inches (75 × 51 cm), making it ideal for most 1000-piece jigsaw puzzles. The anti-slip felt fabric provides sufficient friction to prevent pieces from sliding, even when the board is set at a tilt angle.



Image: A diagram illustrating the precise dimensions of the main puzzle board, the protective cover, and the sorting drawers.

SETUP

The Lavievert puzzle board comes largely pre-assembled, requiring minimal setup before use.

1. **Unpacking:** Carefully remove the puzzle board and all accessories from its packaging. Inspect for any shipping damage.
2. **Drawer Knobs Installation (if applicable):** The wooden knobs for the sorting drawers may need to be attached. Gently screw the knobs into the pre-drilled holes on each drawer. Ensure they are secure but do not overtighten.
3. **Placement:** Place the puzzle board on a stable, flat surface. Ensure there is enough space around the board for comfortable puzzling and rotation.

OPERATION

Utilize the various features of your puzzle board to enhance your puzzling experience.

1. **Tilting Function:** To tilt the board, locate the built-in stand on the underside. Extend the stand to

achieve a 25° tilt angle. Ensure the stand is securely locked in place before placing puzzle pieces. This position helps reduce strain on your neck and back.




Image: A detailed view of the tilting mechanism, illustrating how the stand supports the board at a 25-degree angle.

2. **Rotation:** The board is equipped with 4 universal wheels. To rotate, simply apply gentle pressure and turn the board to access different sections of your puzzle without needing to reposition yourself or the board.

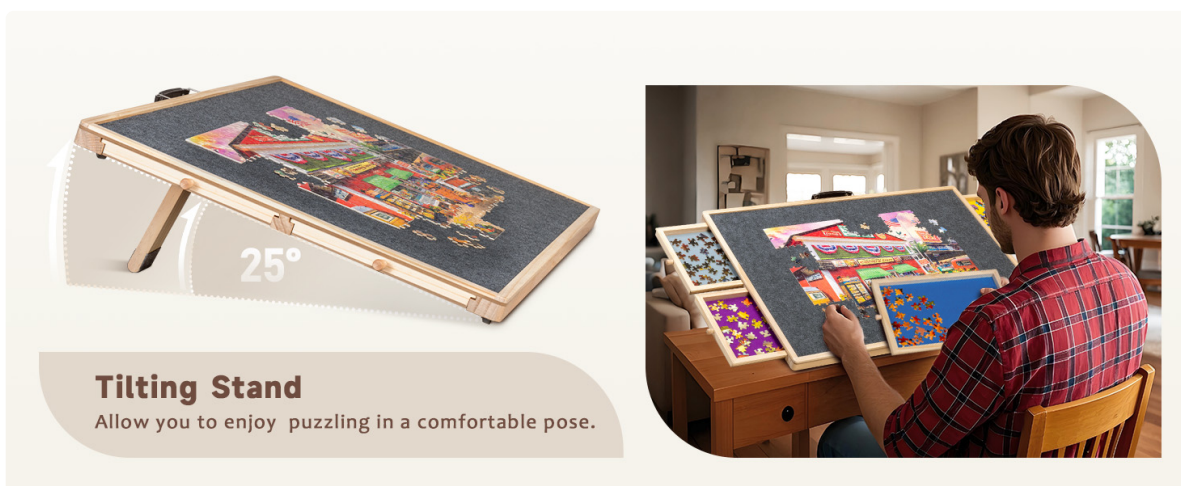


Image: A user demonstrating the 360-degree rotation feature, allowing easy access to all parts of the puzzle.

3. **Using Sorting Drawers:** Pull out the colored drawers to sort puzzle pieces by color, shape, or edge. This helps organize your workspace and speeds up the puzzling process. After sorting or when taking a break, push the drawers back in until the magnetic closure engages to secure the pieces.

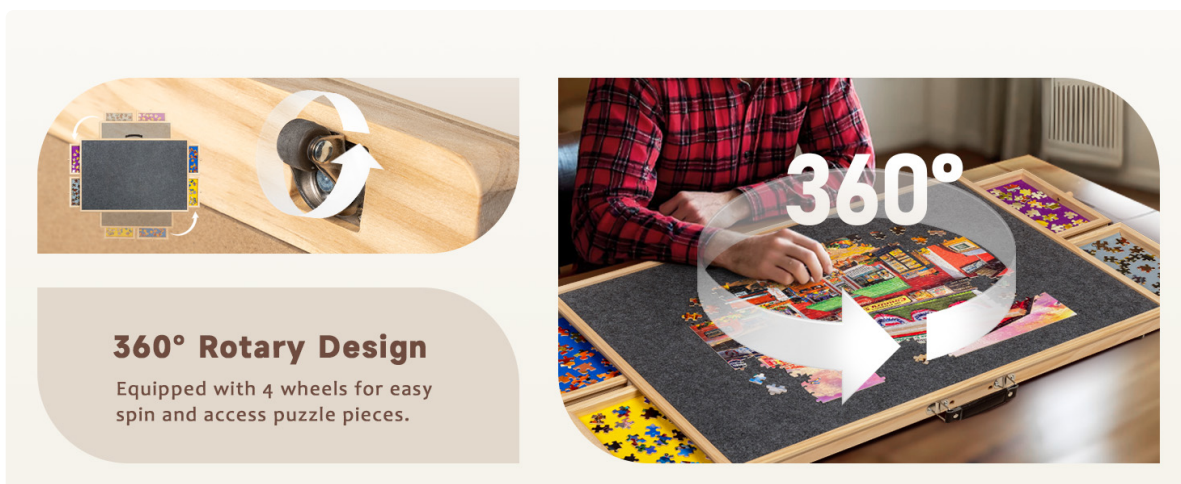


Image: The four colored drawers are displayed, filled with sorted puzzle pieces, emphasizing their organizational utility and magnetic closure design.

4. **Applying the Protective Cover:** Place the translucent sheet protector over your unfinished puzzle to shield it from dust, water, and pets. This cover helps preserve your progress and keeps pieces secure when the board is not in active use.




Image: A transparent cover being placed over the puzzle board, demonstrating its protective function against dust, water, and pets.

MAINTENANCE

Proper care will ensure the longevity of your Lavievert puzzle board.

- **Cleaning the Felt Surface:** Gently clean the anti-slip felt surface with a soft, dry cloth or a lint roller. Avoid using abrasive cleaners or excessive moisture, as this can damage the felt and reduce its anti-slip properties.
- **Cleaning Wooden Surfaces:** Wipe wooden parts with a slightly damp cloth and dry immediately to prevent water damage.
- **Drawer Maintenance:** Periodically check the drawers for any puzzle pieces or debris that might obstruct their smooth operation. Keep the drawer tracks clean.
- **Wheel Maintenance:** Inspect the universal wheels for any obstructions like dust or hair. Clean them as needed to ensure smooth rotation.

STORAGE

The Lavievert puzzle board is designed for convenient storage.

- **Preparation for Storage:** Before storing, ensure all puzzle pieces are either on the main board (covered with the protective sheet) or securely stored in the closed drawers.
- **Compact Storage:** Thanks to its 360° rotation and compact design, the board can be easily slid under a couch, bed, or into a closet for convenient and space-saving storage.



Image: The puzzle board being effortlessly slid under a sofa, demonstrating its easy storage capability.

- **Portability:** Use the integrated PU leather handle to easily transport the board between rooms or for storage.




Image: A person carrying the puzzle board by its PU leather handle, illustrating its portability.

TROUBLESHOOTING

If you encounter any issues with your puzzle board, refer to the following common solutions:

- **Puzzle pieces sliding on tilted board:** Ensure the anti-slip felt surface is clean and free of dust or debris. Verify that the tilt stand is fully extended and securely locked in place. The felt surface is designed to provide sufficient friction.
- **Drawers not closing properly:** Check for any puzzle pieces or other objects obstructing the drawer's path. Ensure the magnetic closure is aligned and free from debris.
- **Board not rotating smoothly:** Inspect the universal wheels on the underside of the board for any obstructions, such as dust, hair, or small debris. Clean the wheel mechanisms as necessary.
- **Difficulty with drawer knob installation:** If the wooden knobs are difficult to attach, ensure they are aligned correctly with the pre-drilled holes. Apply gentle, steady pressure while screwing them in.

SPECIFICATIONS

Feature	Detail
---------	--------

Model Number	WGPTB065
Product Dimensions (Board)	78.99 x 54.1 x 0.25 cm (31 x 21.3 x 0.1 inches)
Usable Area	29.5 x 20 inches (75 x 51 cm)
Weight	4.82 kg
Material	Engineered Wood
Maximum Puzzle Pieces	Up to 1000 pieces
Tilt Angle	25°
Key Features	Portable, Rotatable, Tilting Stand, 4 Colored Sorting Drawers, Protective Cover, Anti-slip Felt Surface, PU Leather Handle, Rounded Corners

WARRANTY AND SUPPORT

Warranty: This Lavievert puzzle board comes with a 2-Year Limited Warranty, covering manufacturing defects under normal use.

Customer Support: For any questions, technical assistance, or warranty claims, please contact our support team at support@lavievert.com. Please include your model number (WGPTB065) and a detailed description of your inquiry for faster service.