

SUPFINE iPhone 16 Pro

SUPFINE Magnetic Case for iPhone 16 Pro - Instruction Manual

1. INTRODUCTION

This manual provides comprehensive instructions for the SUPFINE Magnetic Case designed exclusively for the **iPhone 16 Pro**. This case offers robust protection, MagSafe compatibility, and a sleek design to enhance your device's durability and functionality.

Key features include:

- **Super Magnetic Attraction:** Integrated magnets for secure MagSafe accessory attachment and efficient wireless charging.
- **Military Grade Drop Protection:** Engineered to withstand drops from up to 10 feet, safeguarding your device from impacts.
- **Matte Translucent Back:** Provides a premium feel, resists fingerprints, smudges, and scratches, while allowing the phone's design to show through.
- **Precise Fit:** Custom-designed for the iPhone 16 Pro, ensuring easy access to all ports, buttons, sensors, and cameras.

2. SETUP AND INSTALLATION

Follow these steps to correctly install your SUPFINE Magnetic Case:

1. Ensure your iPhone 16 Pro is clean and free of dust or debris.
2. Align the top edge of your iPhone 16 Pro with the top edge of the case.
3. Gently press your phone into the case, starting from the top, ensuring all corners snap securely into place.
4. Verify that all buttons are accessible and functional, and that the camera and charging ports are unobstructed.



Image 2.1: The SUPFINE Magnetic Case securely fitted onto an iPhone 16 Pro.

2.1. Compatibility Check

This case is designed exclusively for the **iPhone 16 Pro (6.3 inch)**. Please confirm your phone model before installation to ensure a perfect fit and optimal protection.

Only for iPhone 16 Pro (6.3 inch)



✓ iPhone 16 Pro (6.3 inch)



Not for iPhone 16 (6.1 inch)



Not for iPhone 16 Plus (6.7 inch)



Not for iPhone 16 Pro Max (6.9 inch)

Image 2.2: Visual guide confirming compatibility only with iPhone 16 Pro (6.3 inch).

3. OPERATING INSTRUCTIONS

3.1. MagSafe Functionality

The integrated powerful magnets ensure seamless compatibility with MagSafe accessories. Simply align your MagSafe charger or accessory with the back of the case for a secure attachment and efficient wireless charging.



Support Various Wireless Charging
Charges without removing the case

Image 3.1: The case supports various wireless charging methods without removal.

3.2. Button and Port Access

The case features precise cutouts and responsive button covers, allowing full access to all phone functions without hindrance. The soft and sensitive button covers are designed for easy pressing and good tactile feedback.

4. MAINTENANCE

To maintain the appearance and protective qualities of your SUPFINE case, follow these simple guidelines:

- Clean the case regularly with a soft, damp cloth.
- Avoid using harsh chemicals or abrasive materials, as these can damage the matte finish.
- The matte translucent back is designed to resist fingerprints and smudges, requiring minimal cleaning.



Image 4.1: The case's smooth touch translucent back is resistant to scratches, fingerprints, and oil.

5. TROUBLESHOOTING

- **MagSafe not attaching securely:** Ensure there is no foreign material between the phone and the case, or between the case and the MagSafe accessory. Realign the accessory.
- **Buttons feel stiff:** New cases may have slightly stiffer buttons initially. With regular use, they will become more responsive.
- **Case appears dirty:** Refer to the Maintenance section for proper cleaning instructions. The matte finish is designed to minimize smudges, but occasional cleaning is recommended.

6. SPECIFICATIONS

Feature	Detail
Product Dimensions	7 x 3 x 0.6 inches
Item Weight	1.44 ounces

Feature	Detail
Material	Thermoplastic Polyurethane
Compatible Phone Models	iPhone 16 Pro
Special Features	Slim Fit, Wireless Charging Compatible, MagSafe Compatible, Military Grade Drop Protection, Anti-Fingerprint
Color	Black
Manufacturer	SUPFINE

7. WARRANTY AND SUPPORT

Your SUPFINE Magnetic Case for iPhone 16 Pro comes with a**30-day return policy**. If you are not satisfied with your purchase, you are entitled to a free return and exchange service within this period.

7.1. Need Help?

For further assistance, product inquiries, or to explore other SUPFINE accessories, please visit the official SUPFINE store:

[Visit the SUPFINE Store on Amazon](#)

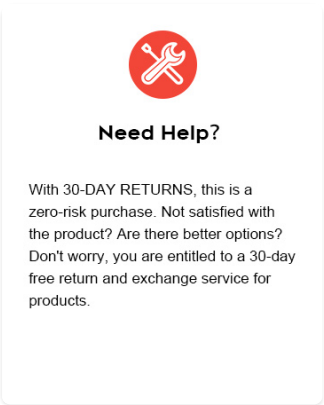

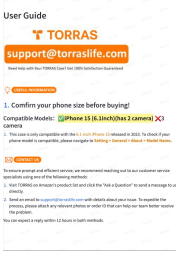



Image 7.1: Icon indicating support for customer inquiries.

	<p>TORRAS iPhone 15 Pro Max Case: User Guide & Support</p> <p>Official guide for TORRAS iPhone 15 Pro Max cases, covering customer support, compatibility (6.7-inch iPhone 15 Pro Max, 2023), MagSafe, and detailed usage instructions for the camera kickstand.</p>
	<p>Waterproof Phone Case Instruction Manual</p> <p>Step-by-step instructions for installing, using, and maintaining a waterproof phone case, including a water test guide and troubleshooting tips.</p>
	<p>TORRAS User Guide for iPhone 15 Case</p> <p>User guide for TORRAS iPhone 15 clear case, detailing compatibility, features, and customer support contact information. Learn how to confirm your phone model and get assistance.</p>
	<p>ESR HaloLock Magnetic Car Phone Mount - Product Overview and Safety Information</p> <p>Comprehensive details on the ESR HaloLock Magnetic Car Phone Mount, including product specifications, material codes, usage instructions, multilingual safety warnings, and compliance declarations. Designed for MagSafe-compatible iPhones.</p>
	<p>Apple iPhone 16e Shockproof Waterproof Case Instruction Manual PDA-IPH029BK SANWA SUPPLY</p> <p>Detailed instruction manual for the SANWA SUPPLY PDA-IPH029BK shockproof and waterproof case for Apple iPhone 16e. Learn how to install, check water resistance, and use its features.</p>
	<p>Smartish Gripmunk User Manual</p> <p>User manual for the Smartish Gripmunk iPhone case, detailing its features, setup, and FAQs. The case is MagSafe compatible, slim, and offers protection with a grippy texture and microfiber lining.</p>