

ARENTI Baby12SM+3M

ARENTI Baby Monitor B2 Set User Manual

Model: Baby12SM+3M

INTRODUCTION

This user manual provides comprehensive instructions for the ARENTI Baby Monitor B2 Set. It covers setup, operation, maintenance, and troubleshooting to ensure you get the most out of your smart baby camera system. The B2 Set includes two cameras and a 5-inch wireless display, offering features such as Super Night Vision, Temperature Sensor, Sound Detection, Auto Motion Tracking, 2-Way Audio, and VOX Mode. For optimal performance and safety, please read this manual thoroughly before using the product and retain it for future reference.

WHAT'S IN THE BOX

Verify that all components are present in your package:

Component	Quantity
Camera	2
Monitor (5-inch Wireless Display)	1
Power Adapter	2
Power Cable	2
Mounting Bracket	2
Screws	Set
Quick Guide	1
Reset Pin	1



Image: Visual representation of the items included in the ARENTI Baby Monitor B2 Kit packaging.

SETUP

Initial Setup (LCD Screen)

1. **Power On:** Connect the power adapter to the baby camera and the monitor. Ensure both devices are fully charged or connected to a power source.
2. **Automatic Pairing:** The camera and monitor are pre-paired at the factory. Once powered on, the monitor should automatically display the camera's feed.
3. **Positioning:** Place the camera in a location that provides a clear view of your baby. Ensure it is out of reach of children and cords are safely secured.

Smartphone App Setup (Optional)

For remote monitoring and advanced features, download the ARENTI app:

1. **Download App:** Search for "ARENTI" in your smartphone's app store (iOS or Android) and download the application.
2. **Create Account:** Open the app and follow the on-screen instructions to create a new account or log in if you already have one.
3. **Add Device:** In the app, select "Add Device" or the "+" icon. Follow the prompts to connect your baby camera to your 2.4G Wi-Fi network. **Note:** The camera only supports 2.4G Wi-Fi, not 5G.
4. **Remote Control:** Once connected, you can remotely control the camera, view live feed, and access additional features through the app.



Image: The ARENTI Baby Monitor B2 Set, illustrating both the physical monitor and the smartphone app for dual usage.

OPERATING FEATURES

Dual Usage: At Home & On-the-Go

The ARENTI B2 Set offers flexible monitoring options:

- **At Home:** Use the dedicated 5-inch LCD screen for direct, local monitoring without needing Wi-Fi or an app.
- **On-the-Go:** Connect the camera to your home Wi-Fi and use the smartphone app to monitor your baby from anywhere with an internet connection.

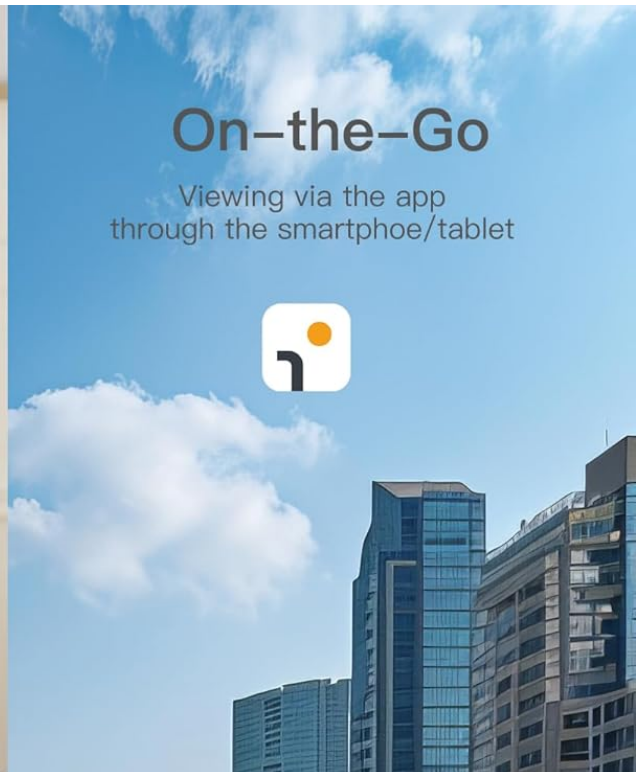
At Home

Viewing via the Screen
No Wi-Fi, No APP



On-the-Go

Viewing via the app
through the smartphone/tablet



720P(Max) on Display

1080P(Max) on APP

Image: Demonstrates the flexibility of the monitor for both local viewing via the screen and remote viewing via the smartphone app.

High Resolution & 4X Zoom

The 5-inch 720p LCD screen provides clear visuals. You can zoom in up to 4 times to see finer details of your baby. The smartphone app offers 2K resolution video for even sharper images.

5 inches Screen, Sharper View

Enjoy crystal-clear visuals with a high-resolution 5-inch display.

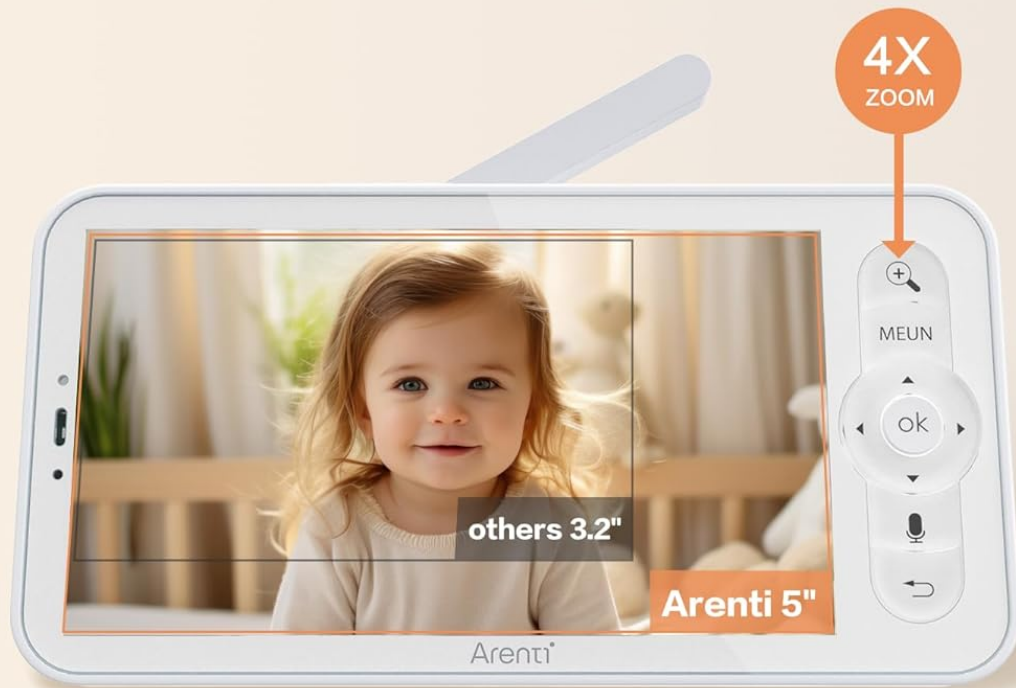


Image: Highlights the 5-inch screen size and 4X zoom capability of the monitor for detailed viewing.

Super Night Vision

Monitor your baby clearly even in low-light conditions or complete darkness with the enhanced night vision feature. The camera automatically switches to night vision mode when the light is insufficient.

Arenti

Arenti Baby Monitor B2 Kit

Capture Baby's Growth, 24/7 Love



Image: Illustrates the clarity of the night vision feature, allowing parents to see their baby even in dark rooms.

360° View & Auto Motion Tracking

The camera offers a comprehensive 360° view with 355° horizontal and 60° vertical rotation. You can remotely pan and tilt the camera using either the LCD screen or the mobile app. The auto motion tracking feature ensures the camera follows your baby's movements within its field of view.



Image: Shows the camera's wide viewing angle and ability to track movement across a room.

Smart Detection & Instant Alerts

The baby monitor features advanced detection capabilities for motion, crying, and specific area monitoring. Adjustable sensitivity allows you to customize alerts. When an abnormality is detected, alerts are sent directly to your smartphone app.

Multiple Privacy Protections




Image: Illustrates the smart detection features, including motion and crying detection, and how alerts are sent to the user's phone.

Your browser does not support the video tag.

Video: A short preview demonstrating the baby monitor's features, including motion tracking and app control, from Arenti Security.

Two-Way Audio & Lullabies

The built-in microphone and speaker allow for clear two-way communication with your baby. You can also play soothing lullabies directly from the monitor or app to comfort your child.

One-Touch Call

Responding instantly to your baby's needs

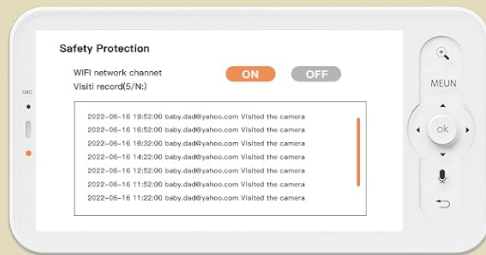


Image: Shows the one-touch call feature, enabling instant communication with your baby.

Operation Log Recording

AES128 advanced security chip

One-step switch for the monitor to control the access of external network and check the visited records.



HACK-PROOF



Image: Illustrates the soothing lullaby feature to help your baby sleep.

VOX Mode & Feeding Reminders

VOX (Voice Operated eXchange) mode conserves battery by keeping the monitor screen off until sound is detected. You can also set nursing reminders to help maintain a feeding schedule.

Friendly Features

Stay informed with feeding reminders and monitor room temperature for complete baby care



Feeding Reminder



Temperature Sensor



Image: Highlights friendly features like feeding reminders and temperature sensing for comprehensive baby care.

Clear Two-Way Audio



Image: Explains the VOX mode, which helps conserve battery by activating the screen only when sound is detected.

Temperature Sensor

The integrated temperature sensor monitors the room temperature, ensuring your baby's environment is comfortable. Alerts can be set if the temperature goes outside a predefined range.

Multiple Camera Support & Account Sharing

The system supports connecting up to 4 cameras, allowing you to monitor different rooms simultaneously. You can also share access to your baby monitors with family and friends through the app, with the option to revoke access at any time.

Supports 4 Cameras Connection



Image: Demonstrates the ability to connect and monitor up to four cameras simultaneously.

Bigger Screen, More Details



Image: Illustrates various features including humidity and temperature detection, feeding reminders, and account sharing across multiple devices and users.

SAFETY & PRIVACY

ARENTEI prioritizes your privacy and data security:

- **Secure Storage:** Your data is securely stored on Amazon's AWS cloud, utilizing end-to-end encryption (E2EE) to ensure only you can access your footage with a unique decryption key.
- **AES 128 Advanced Security Chip:** The system incorporates an AES 128 advanced security chip for robust data protection.
- **Wi-Fi Network Channel Control:** Manage and control network access for enhanced security.
- **Access Logs:** Monitor who has accessed the camera feed with detailed access logs.
- **Local Storage Option:** Supports micro SD cards (up to 128 GB for the screen and 256 GB for the camera) for local video footage storage.
- **Free Event Recording:** Each camera includes free 6-second event recordings with a 7-day loop in the app.

Quad Security Protection

- AES 128 Advanced Security Chip
- Wi-Fi Network Channel Control
- End-to-end encryption (E2EE)
- Access Logs



Image: Details the quad security protection features, including advanced encryption and access logs.

Free Event Recording



Image: Emphasizes the multiple privacy protection measures implemented in the baby monitor system.

MAINTENANCE

- **Cleaning:** Use a soft, dry cloth to clean the camera lens and monitor screen. Do not use liquid cleaners or aerosols.
- **Placement:** Avoid placing the camera in direct sunlight or near heat sources. Ensure proper ventilation.
- **Battery Care:** For the monitor's built-in battery, avoid extreme temperatures and prolonged periods of full discharge or full charge to maximize battery life.
- **Software Updates:** Regularly check for and install firmware updates through the Arenti app to ensure optimal performance and security.

TROUBLESHOOTING

Problem	Possible Solution
No image on monitor screen.	<ul style="list-style-type: none">◦ Ensure both camera and monitor are powered on and charged.◦ Check if the camera and monitor are within range.◦ Re-pair the camera and monitor if necessary (refer to quick guide for pairing instructions).
Poor video quality.	<ul style="list-style-type: none">◦ Ensure the camera lens is clean.◦ Check for obstructions between the camera and monitor.◦ If using the app, ensure a stable Wi-Fi connection.
No sound or distorted sound.	<ul style="list-style-type: none">◦ Adjust the volume on the monitor or app.◦ Ensure there are no obstructions blocking the microphone or speaker.◦ Check for interference from other electronic devices.
App connection issues.	<ul style="list-style-type: none">◦ Verify your Wi-Fi network is 2.4G (not 5G).◦ Restart your Wi-Fi router, camera, and smartphone.◦ Ensure the app is updated to the latest version.

SPECIFICATIONS

Feature	Detail
Model Number	Baby12SM+3M
Power Source	Corded Electric
Connectivity Protocol	Wi-Fi (2.4G only)
Monitor Display Size	5-inch LCD
Monitor Resolution	720p
App Video Resolution	2K
Camera Pan Angle	355 degrees
Camera Tilt Angle	60 degrees
Digital Zoom	4x
Local Storage	Micro SD card (Monitor: up to 128 GB, Camera: up to 256 GB)
Cloud Storage	Supported (Amazon AWS, E2EE)
Dimensions (L x W x H)	3.15 x 3.94 x 4.72 inches
Item Weight	2.35 pounds
Batteries Required	Yes (1 C battery included for monitor)
Compatible Devices	Amazon Alexa, Google Assistant

WARRANTY & SUPPORT

ARENTI offers a one-year warranty for this product. For any technical assistance, troubleshooting, or warranty claims, please contact ARENTI customer support:

- **Online Support:** Visit the official ARENTI website for FAQs and support resources.
- **Email Support:** Refer to your quick guide or the ARENTI website for the dedicated support email address.
- **Telephone Support:** Contact numbers may be available on the ARENTI website or in your product documentation.



Image: Highlights key benefits of choosing Arenti, including warranty and app support.



Image: Encourages downloading the free Arenti app for full functionality.