

PWAYTEK f6a38d98-cf83-4459-be23-2a36e95bcf40

PWAYTEK 2-in-1 Wireless CarPlay & Android Auto Adapter Instruction Manual

MODEL: F6A38D98-CF83-4459-BE23-2A36E95BCF40

Introduction

This manual provides detailed instructions for setting up and operating your PWAYTEK 2-in-1 Wireless CarPlay & Android Auto Adapter. This device converts your car's wired CarPlay or Android Auto system into a wireless connection, enhancing your driving experience with seamless smartphone integration.

Product Features

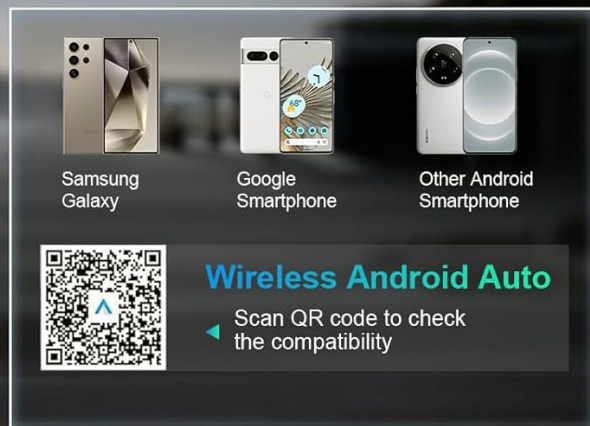
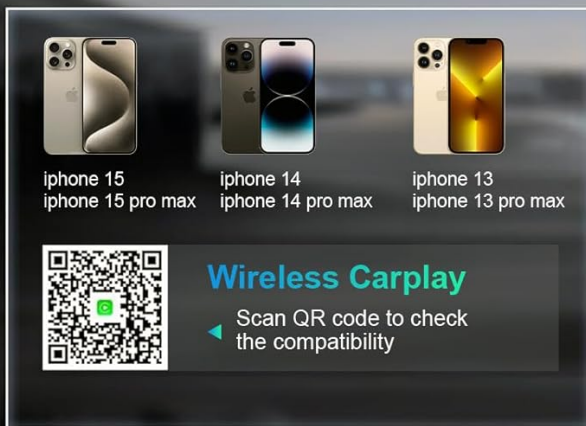
- **2-in-1 Wireless Connectivity:** Supports both Apple CarPlay and Android Auto wirelessly.
- **High-Speed Performance:** Utilizes fast 5GHz WiFi and Bluetooth 5.3 for stable and quick connections.
- **Plug & Play:** Simple installation with no additional drivers or complex setup required.
- **Compact Design:** Miniaturized form factor for discreet placement in your vehicle.
- **Retains Original Car Controls:** Compatible with your car's existing voice assistant, touch screen, scroll wheel, and OEM knob controls.
- **Automatic Connection:** Automatically connects to your paired smartphone upon entering the vehicle.

Compatibility

To ensure proper functionality, please verify the following compatibility requirements:

- **Smartphone Operating System:** iPhone with iOS 10 or later, Android phone with Android 11 or later.
- **Vehicle System:** Your car must have a built-in factory wired Apple CarPlay or Android Auto system. Generally compatible with vehicles from 2014 onwards.

Widely Compatible With More Car Models



Check that your phone runs iOS 10+ or Android 11+ and your car supports CarPlay or Android Auto from 2014 onwards.

Image: This chart illustrates the wide compatibility of the PWAYTEK adapter with various car brands and smartphone models. It also provides QR codes and links to check specific compatibility for Apple CarPlay and Android Auto.

Examples of Compatible Car Brands: Audi, Nissan, Toyota, Jeep, Chevrolet, Mercedes Benz, Volkswagen, Subaru, Honda, Hyundai, Mazda, Lexus, Kia, Ford.

Examples of Incompatible Models (2017 and earlier): BMW 3 Series, BMW 5 Series, BMW X5, Mercedes-Benz A-Class, Mercedes-Benz E-Class, Mercedes-Benz GLC, Audi A3, Audi A4, Audi Q5, Honda Civic, Honda Accord, Toyota Camry, Toyota Corolla, Toyota RAV4, Ford F-150, Ford Focus, Ford Mustang, Volkswagen Golf, Volkswagen Passat, Volkswagen Tiguan, Chevrolet Malibu, Chevrolet Silverado, Chevrolet Traverse, Chrysler 300, Chrysler Pacifica, Jeep Grand Cherokee, Jeep Cherokee.

For detailed compatibility lists, please refer to the official resources:

- [Apple CarPlay Available Models](#)
- [Android Auto Compatibility Vehicles](#)

What's in the Box

The PWAYTEK 2-in-1 Wireless CarPlay & Android Auto Adapter package typically includes:

- PWAYTEK Wireless Adapter Unit
- USB-A to USB-C Cable
- USB-C to USB-C Cable
- Instruction Manual

Your browser does not support the video tag.

Video: This video demonstrates the unboxing of a similar wireless adapter, showing the compact device, USB cables (USB-A to C and USB-C to C), and the instruction manual. This provides a visual guide to the contents of your PWAYTEK adapter package.

Setup Instructions




Follow these steps to set up your PWAYTEK Wireless Adapter:

1. Step 1: Connect the Adapter to Your Car

Plug the PWAYTEK wireless adapter into your car's USB data port. Ensure it is connected to a data-enabled USB port, not just a charging port. The adapter's indicator light will illuminate.

Examples Of Incompatible Models

The following models from **2017** and earlier are not compatible with this product.

 BMW 3 Series BMW 5 Series BMW X5	 Mercedes-Benz A-Class Mercedes-Benz E-Class Mercedes-Benz GLC	 Audi A3 Audi A4 Audi Q5	 Honda Civic Honda Accord	 Toyota Camry Toyota Corolla Toyota RAV4
 Ford F-150 Ford Focus Ford Mustang	 Volkswagen Golf Volkswagen Passat Volkswagen Tiguan	 Chevrolet Malibu Chevrolet Silverado Chevrolet Traverse	 Chrysler 300 Chrysler Pacifica	 Jeep Grand Cherokee Jeep Cherokee

If you have any other models you're unsure about, please contact customer service for confirmation.

Image: The PWAYTEK adapter is shown plugged into the car's USB port, ready for connection.

Your browser does not support the video tag.

Video: This segment demonstrates plugging the adapter into the car's USB port. The adapter's light turns red upon successful connection to the car's system.

Your browser does not support the video tag.

Video: This video shows the physical connection of the adapter to the car's USB port, highlighting the plug-and-play aspect.

2. Step 2: Turn on Your Phone's Wi-Fi and Bluetooth

On your smartphone, navigate to your settings and ensure both Wi-Fi and Bluetooth are turned on.

Your browser does not support the video tag. Your browser does not support the video tag.

Video: This segment illustrates turning on Wi-Fi and Bluetooth on an iPhone, a necessary step before pairing the adapter.

3. Step 3: Search and Pair Bluetooth

On your phone's Bluetooth settings, search for available devices. Locate and select the Bluetooth signal corresponding to the adapter (e.g., "Wireless-Adapter-XXXX" or "AutoKit_DBC"). Follow the on-screen prompts to pair your device. You may be asked to confirm a pairing code, allow contacts/favorites sync, and then click "Use CarPlay" or "Connect".

Your browser does not support the video tag. Your browser does not support the video tag.

Video: This video demonstrates the Bluetooth pairing process for both iPhone and Android users, showing how to find and connect to the adapter's signal.

Your browser does not support the video tag. Your browser does not support the video tag.

Video: This short video illustrates the quick pairing process for CarPlay, showing the phone connecting to the adapter and the car's display switching to CarPlay.

4. Step 4: Wireless CarPlay/Android Auto Activated

Once successfully paired, your car's infotainment system will display the CarPlay or Android Auto interface. The adapter's indicator light will typically flash green (for CarPlay) or blue (for Android Auto) slowly after a successful wireless connection.

Operating Instructions

After successful setup, your PWAYTEK adapter provides a seamless wireless experience:

- **Automatic Connection:** The adapter will automatically connect to your paired phone each time you start your car.
- **Full Control:** Utilize your car's original controls, including voice commands, touchscreen, steering wheel scroll wheel, and OEM knobs, to navigate apps, play music, make calls, and send messages.
- **Access Apps:** Enjoy access to your favorite navigation, music, messaging, and other compatible apps directly on your car's display.

Easy to use



Image: This image highlights the various control methods supported by the adapter, including voice assistant, touchscreen, scroll wheel, and OEM knob, for a convenient user experience.



Image: This visual demonstrates the CarPlay and Android Auto interfaces displayed on a car's screen, showcasing the adapter's dual functionality.

Switching Between CarPlay and Android Auto

The PWAYTEK Wireless Adapter is designed to connect with one device at a time (either an iPhone or an Android phone). To switch between a connected iPhone and an Android phone:

1. Turn off the Bluetooth and Wi-Fi on the currently connected phone.
2. On the other phone, ensure Bluetooth and Wi-Fi are on, then search for and connect to the adapter's Bluetooth signal as per the setup instructions.
3. If connection issues persist, restarting your car's infotainment system may help.

Troubleshooting

- **No Connection:** Ensure the adapter is plugged into a data-enabled USB port. Verify your car supports wired CarPlay/Android Auto. Restart your phone and the car's infotainment system.
- **Intermittent Connection:** Check for any interference from other wireless devices. Ensure your phone's Wi-Fi and Bluetooth remain active.
- **Lag or Delay:** Ensure your phone's operating system is up to date. Close unnecessary background apps on your phone.
- **Adapter Overheating:** The adapter is designed with vents to dissipate heat. If it feels excessively hot, ensure it has adequate ventilation and is not covered.

Specifications

- **Brand:** PWAYTEK
- **Model:** f6a38d98-cf83-4459-be23-2a36e95bcf40
- **Connectivity Technology:** Bluetooth 5.3, Wi-Fi (5GHz)
- **Compatible Devices:** Smartphone (iPhone iOS 10+, Android 11+)
- **Material:** Plastic
- **Color:** Silver
- **Number of Ports:** 1 (USB-A)
- **Dimensions:** 11.2 x 8.6 x 1.5 cm
- **Weight:** 40 g

Warranty and Support

For warranty information and technical support, please refer to the documentation included with your product or contact PWAYTEK customer service directly. Keep your purchase receipt for warranty claims.