

ZEBRONICS ZEB-COUNTY 7

ZEBRONICS County 7 Portable Bluetooth Speaker

User Instruction Manual

1. INTRODUCTION

Thank you for purchasing the ZEBRONICS County 7 Portable Bluetooth Speaker. This manual provides essential information for setting up, operating, and maintaining your speaker. Please read it thoroughly before use to ensure optimal performance and longevity of the device.

The ZEBRONICS County 7 is a compact and versatile portable Bluetooth speaker designed for high-quality audio playback. It features Bluetooth v5.3 for stable wireless connectivity, TWS (True Wireless Stereo) function for pairing two speakers, USB and mSD card support for diverse playback options, and vibrant RGB LED modes to enhance your listening experience. It also includes a built-in microphone for call functionality and a convenient carry loop for portability.



Figure 1: ZEBRONICS County 7 Portable Bluetooth Speaker showcasing its compact design and integrated carry loop.

2. PRODUCT OVERVIEW

2.1 Key Features

- **Bluetooth v5.3:** Ensures stable and efficient wireless audio streaming.
- **True Wireless Stereo (TWS) Function:** Allows connection of two County 7 speakers for a stereo sound experience.
- **Multiple Playback Options:** Supports audio playback via Bluetooth, USB drive, and mSD card.
- **8 Watts RMS Output:** Delivers clear and powerful sound.
- **RGB LED Modes:** Features 6+1 dynamic RGB lighting modes for visual appeal.
- **Call Function:** Built-in microphone for hands-free calling.
- **Portable Design:** Compact size with an integrated carry loop for easy transport.
- **Long Playback Time:** Up to 8 hours of audio playback on a single charge.
- **Passive Radiator:** Enhances bass performance.

2.2 What's in the Box

- ZEBRONICS County 7 Speaker (1 unit)
- Charging Cable (1 unit)
- QR Code Guide (1 unit)

2.3 Controls and Ports

Familiarize yourself with the buttons and ports on your ZEBRONICS County 7 speaker:



Figure 2: Top panel controls including LED Light Control Switch, Volume Down, Volume Up, and Mode Switch.

LED Light Control Switch: Press to cycle through RGB LED modes or turn off the lights.

Volume Down (-): Press to decrease volume. Long press for previous track.

Volume Up (+): Press to increase volume. Long press for next track.

Mode Switch (M): Press to switch between Bluetooth, USB, and mSD modes.

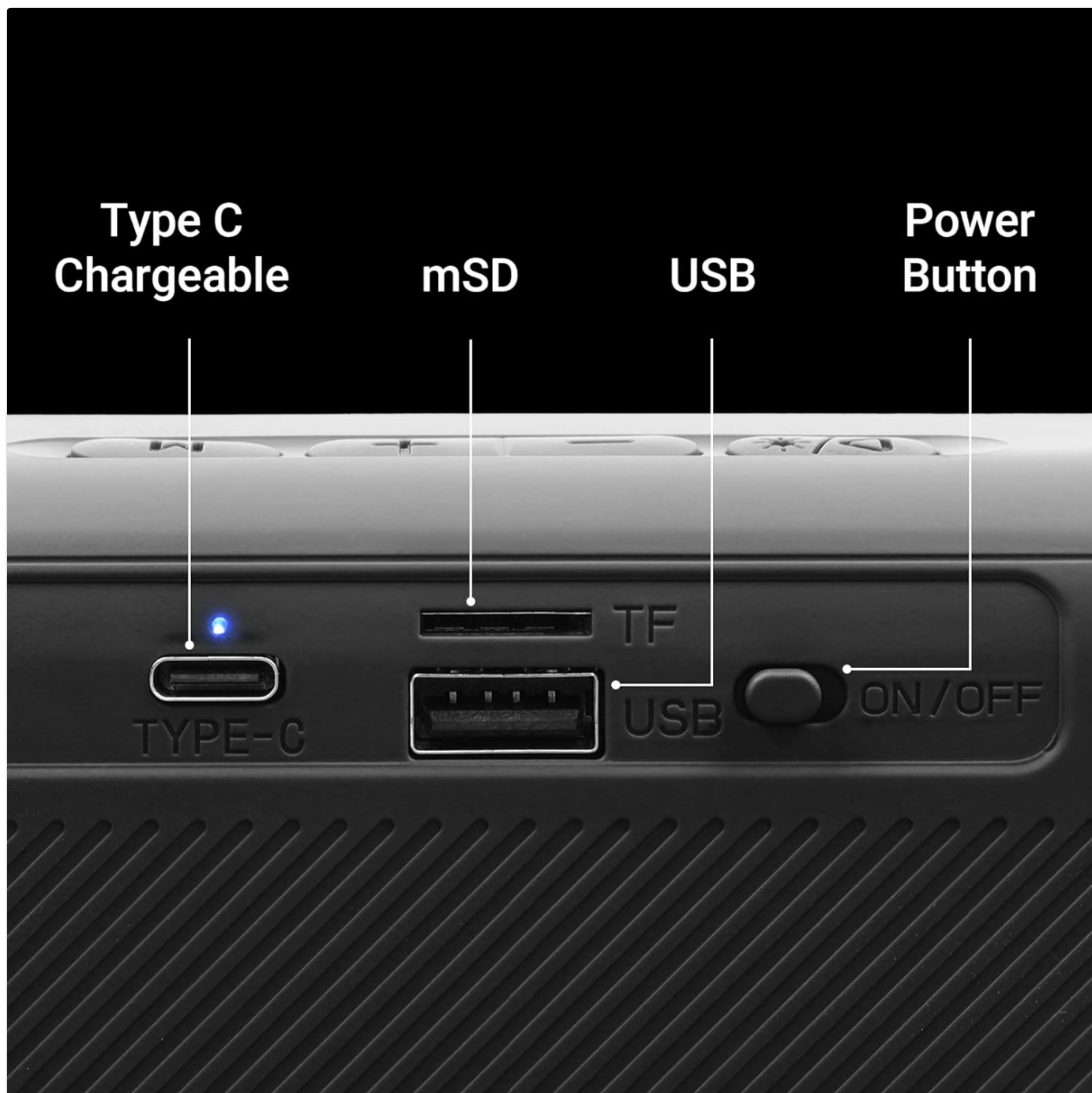


Figure 3: Side panel ports including Type-C charging port, mSD card slot, USB port, and Power Button.

Type-C Chargeable Port: For charging the speaker's internal battery.

mSD Card Slot (TF): Insert a micro SD card for audio playback.

USB Port: Insert a USB drive for audio playback.

Power Button (ON/OFF): Slide to turn the speaker on or off.

3. SETUP

3.1 Initial Charging

Before first use, fully charge the speaker. Connect the provided Type-C charging cable to the speaker's Type-C port and the other end to a USB power adapter (not included) or a computer's USB port. The charging indicator will illuminate during charging and turn off when fully charged.

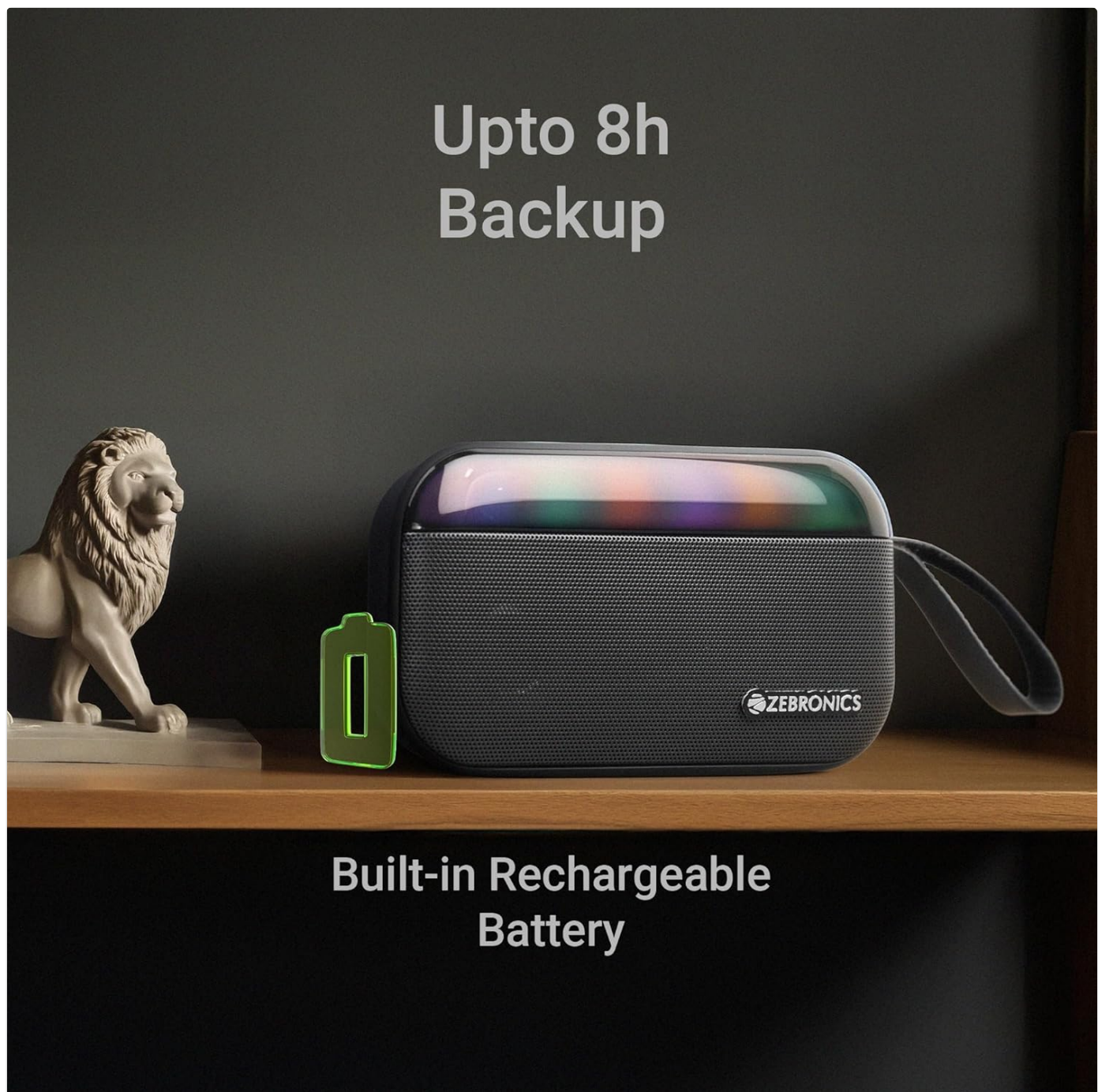


Figure 4: The speaker offers up to 8 hours of playback on its built-in rechargeable battery.

3.2 Powering On/Off

To power on the speaker, slide the Power Button (ON/OFF) to the "ON" position. To power off, slide it to the "OFF" position.

3.3 Bluetooth Pairing

1. Ensure the speaker is powered on and in Bluetooth mode. If not, press the Mode Switch (M) button until you hear the Bluetooth pairing prompt.
2. Enable Bluetooth on your mobile device (smartphone, tablet, laptop, etc.).
3. Search for available Bluetooth devices.
4. Select "ZEB-COUNTY 7" from the list of devices.
5. Once paired, the speaker will indicate a successful connection.

4. OPERATING INSTRUCTIONS

4.1 Audio Playback

- **Bluetooth Mode:** After successful pairing, play audio from your connected device.
- **USB/mSD Mode:** Insert a USB drive or mSD card into the respective port. The speaker will automatically switch to the correct mode and begin playback. If not, press the Mode Switch (M) button to select the desired mode.

4.2 True Wireless Stereo (TWS) Function

The TWS function allows you to connect two ZEBRONICS County 7 speakers for a true wireless stereo experience.

1. Ensure both County 7 speakers are powered on and in Bluetooth mode, but not connected to any device.
2. On one of the speakers (this will be the primary speaker), long press the Mode Switch (M) button until you hear a prompt indicating TWS pairing mode.
3. The two speakers will automatically connect to each other. A confirmation tone will sound once TWS pairing is successful.
4. Now, connect your mobile device to the primary speaker via Bluetooth as described in Section 3.3. Audio will play through both speakers in stereo.


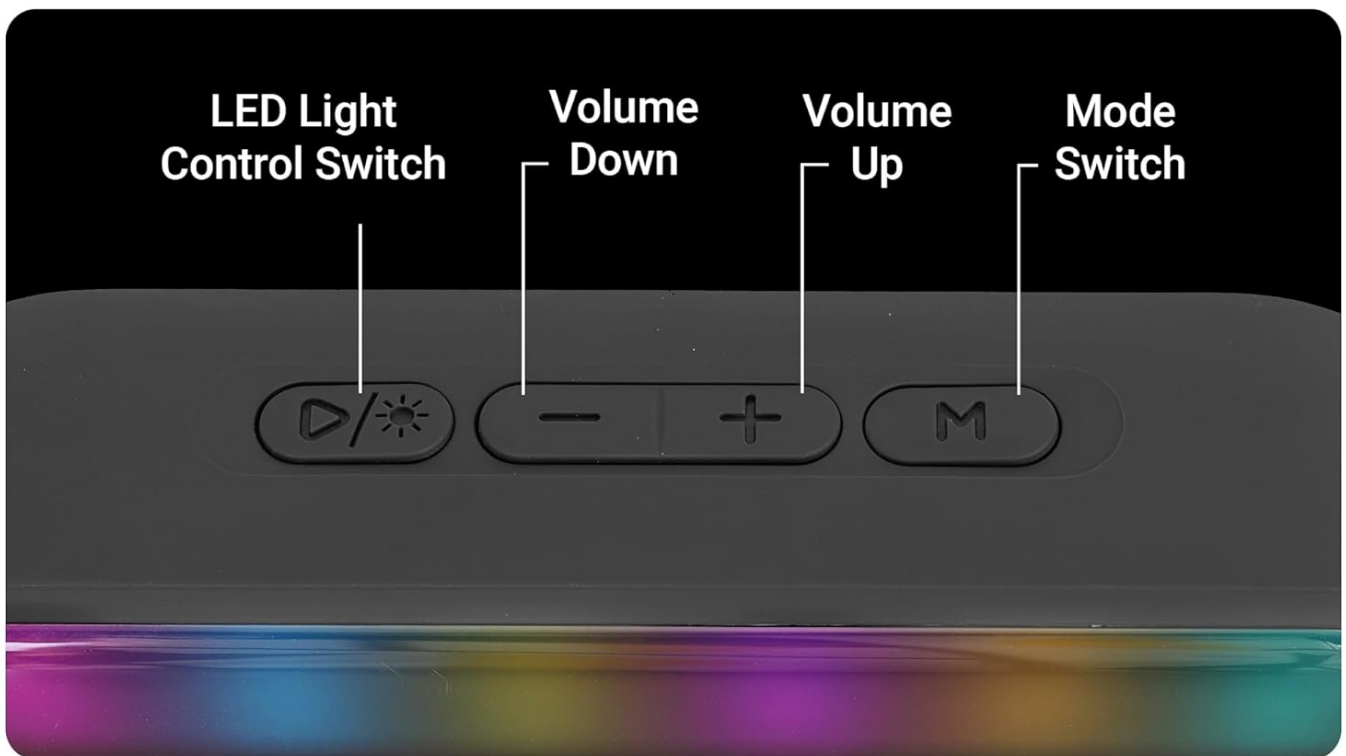


Figure 5: The TWS function allows two speakers to connect for stereo sound.

4.3 Call Function

When connected via Bluetooth to a smartphone, you can use the speaker for hands-free calls.

- **Answer Call:** Press the Play/Pause button (usually integrated with the LED Light Control Switch) once to answer an incoming call.
- **End Call:** Press the Play/Pause button once again to end an ongoing call.
- **Reject Call:** Long press the Play/Pause button to reject an incoming call.
- **Redial Last Number:** Double-press the Play/Pause button to redial the last dialed number.



Figure 6: The speaker supports call functionality via Bluetooth v5.3.

4.4 RGB LED Modes

The speaker features dynamic RGB LED lighting. Press the LED Light Control Switch button to cycle through the available 6+1 RGB lighting modes or to turn the lights off.

4.5 Volume and Track Control

- **Volume Up:** Press the "+" button.
- **Volume Down:** Press the "-" button.
- **Next Track:** Long press the "+" button.
- **Previous Track:** Long press the "-" button.

5. MAINTENANCE

- Keep the speaker away from water, moisture, and excessive heat. This product is not waterproof.
- Clean the speaker with a soft, dry cloth. Do not use abrasive cleaners or solvents.
- Avoid dropping or subjecting the speaker to strong impacts.
- Store the speaker in a cool, dry place when not in use for extended periods.
- Charge the speaker regularly, even if not in frequent use, to maintain battery health.

6. TROUBLESHOOTING

Problem	Possible Cause	Solution
Speaker does not turn on.	Low battery.	Charge the speaker fully using the provided Type-C cable.
Cannot pair via Bluetooth.	Speaker not in pairing mode; Bluetooth disabled on device; device too far.	Ensure speaker is in Bluetooth pairing mode. Enable Bluetooth on your device. Move device closer to speaker (within 10 meters).
No sound from speaker.	Volume too low; incorrect mode selected; device not playing audio.	Increase speaker and device volume. Press Mode Switch (M) to select correct input mode (BT, USB, mSD). Ensure audio is playing on the connected device.
USB/mSD playback not working.	Unsupported file format; corrupted files; incorrect mode.	Ensure audio files are in a supported format (e.g., MP3). Check if files are corrupted. Press Mode Switch (M) to ensure USB or mSD mode is selected.
TWS pairing failed.	Speakers already connected to a device; incorrect pairing procedure.	Ensure both speakers are disconnected from any device. Follow the TWS pairing steps precisely (Section 4.2).

7. SPECIFICATIONS

Feature	Detail
Model Name	ZEB-COUNTY 7
Speaker Type	Portable Speaker
Output Power	8 Watts RMS
Bluetooth Version	v5.3
Connectivity Options	Bluetooth, USB, mSD Card

Feature	Detail
Battery Life	Up to 8 Hours (as per product description/image)
Charging Port	Type-C
Speaker Size	50 mm
Product Dimensions (D x W x H)	8.5 x 15.1 x 4.5 cm
Item Weight	270 Grams
Waterproof	No
Included Components	Speaker, Charging Cable, QR Code Guide



Figure 7: The speaker delivers 8 Watts RMS audio output.

8. WARRANTY AND SUPPORT

For warranty information and customer support, please refer to the QR Code Guide included in the product packaging or visit the official ZEBRONICS website. Keep your purchase receipt as proof of purchase for any warranty claims.

Manufacturer: Zebronics India Private Limited

Address: No.13/7, Smith Road, Royapettah, Chennai - 600002, India

© 2025 ZEBRONICS. All rights reserved.

Documents - ZEBRONICS – ZEB-COUNTY 7



[Zebronics ZEB-COUNTY 7 Portable BT Speaker User Manual](#)

User manual for the Zebronics ZEB-COUNTY 7 Portable BT Speaker (Model ZEB-PSPK 40). Details features, specifications, button descriptions, operating instructions for BT, Micro SD/USB, AUX, FM modes, TWS connectivity, and charging. Includes warranty information link.

lang: **score:26** filesize: 34.04 M page_count: 6 document date: 2025-01-03