

Monster N-Lite 206

Monster N-Lite 206 Bluetooth Earbuds User Manual

Brand: Monster | **Model:** N-Lite 206

1. INTRODUCTION

Thank you for choosing the Monster N-Lite 206 Bluetooth Earbuds. These wireless in-ear headphones are designed to provide a superior audio experience with Pure Monster Sound, advanced Bluetooth 5.4 connectivity, intuitive touch controls, and IPX6 waterproof protection. This manual will guide you through the setup, operation, and maintenance of your new earbuds to ensure optimal performance and longevity.

2. WHAT'S IN THE BOX

- Monster N-Lite 206 Bluetooth Earbuds (Left and Right)
- Charging Case
- USB Type-C Charging Cable
- Multiple Sets of Eartips (S, M, L)
- User Manual

3. PRODUCT OVERVIEW

The Monster N-Lite 206 earbuds feature a sleek design with ergonomic fit for comfortable wear. The compact charging case provides extended battery life and convenient storage.



Image: Monster N-Lite 206 Earbuds and Charging Case. The image displays the two black earbuds and their oval-shaped charging case, highlighting their compact and portable design.

3.1 Sound Technology

Equipped with a 10mm driver and DSP amplification technology, the N-Lite 206 earbuds deliver rich bass and clear audio with minimal distortion, providing a true-to-life listening experience.

Pure Monster Sound



Image: Exploded view of Monster N-Lite 206 earbud components. This image shows the internal structure of an earbud, including the driver, circuit board, and other acoustic components, illustrating the 'Pure Monster Sound' technology.

3.2 Comfortable Fit

The earbuds come with three sets of eartips (S, M, L) to ensure a comfortable and secure fit for various ear sizes. The ergonomic design helps them stay snug during activities.

Comfortable Fit



3 Sets of Eartips



Ergonomic Design

Image: Man wearing Monster N-Lite 206 earbuds with eartip options. The image demonstrates the comfortable and ergonomic fit of the earbuds in an ear, alongside an illustration of the three different eartip sizes provided for customization.

4. SETUP

4.1 Charging the Earbuds and Case

Before first use, fully charge the earbuds and the charging case. Connect the provided USB Type-C cable to the charging port on the case and a power source. The indicator light on the case will show charging status.

- **Earbuds Battery Life:** Up to 5 hours on a single charge.
- **Total Playtime with Charging Case:** Up to 25 hours.

25 Hours of Playtime



>25 Hrs
With Charging Case



>5 Hrs
Single Charge

Image: Monster N-Lite 206 earbuds and charging case with battery life indication. This image highlights the impressive battery life, showing the earbuds in their open charging case and indicating over 25 hours of total playtime with the case, and over 5 hours on a single earbud charge.

4.2 Bluetooth Pairing

The N-Lite 206 earbuds feature advanced Bluetooth 5.4 technology for a stable and low-latency connection. They will automatically re-connect to the last paired device.




1. Open the charging case. The earbuds will automatically enter pairing mode.
2. On your device (smartphone, tablet, laptop), go to Bluetooth settings.
3. Search for

Related Documents




[Monster N-Lite 206 Bluetooth Headphones Quick Start Guide](#)

A comprehensive guide to setting up and using your Monster N-Lite 206 Bluetooth headphones, including pairing, controls, and troubleshooting.

	<p>Monster N-Lite 216 Bluetooth Headphones Quick Start Guide and Specifications</p> <p>This document provides a quick start guide for the Monster N-Lite 216 Bluetooth headphones. It covers charging, power on/off, pairing, wearing instructions, reset procedures, button operations, LED indicators, important attention points, FCC compliance statements, IC caution, and a hazardous substances table.</p>
	<p>Monster N-Lite 211 Quick Start Guide and Specifications</p> <p>A concise guide to setting up, pairing, and using the Monster N-Lite 211 Bluetooth earphones, including operational instructions and technical specifications.</p>
	<p>Monster XKT08 Series TWS Earphones User Manual and Troubleshooting Guide</p> <p>Detailed instructions for pairing, using, and troubleshooting Monster XKT08 Series True Wireless Stereo (TWS) earphones. Includes safety precautions and common issue resolutions.</p>

Documents - Monster – N-Lite 206



[\[pdf\]](#) Quick Start Guide Guide Warranty

Monster W26 A2 0131 5 3 N LITE 206 ae01 alicdn Model No MH22193
75X95MM 105G 1 1 Please read this Quick Start Guide carefully and
keep it for future use QUICK START GUIDE

S25d0fea07be949f2beabd2a53ecfe8f74 kf |||

Model No.: MH22193 **N-LITE 206** QUICK START GUIDE Please
read this Quick Start Guide carefully and kee ... open
automatically. To connect a new device, turn on your phone s
Bluetooth and search for Monster N-Lite 206 to pair. Volume
control Turn down the volume: While the music is playing, click
the MFB ...

lang:en score:36 filesize: 1.86 M page_count: 1 document date:
2024-02-01