

## King Lucky i21

# King Lucky i21 Purple Open Ear Clip On Earbuds

## USER MANUAL

### Introduction

---

Thank you for choosing the King Lucky i21 Purple Open Ear Clip On Earbuds. These wireless Bluetooth 5.3 headphones are designed for comfort, stability, and high-quality audio, perfect for various activities including sports and daily use. Featuring an innovative clip-on design, they offer a secure fit without discomfort, making them ideal for small ears and glasses wearers. With advanced Bluetooth 5.3 technology, IPX4 waterproof protection, and extended battery life, your listening experience will be seamless and enjoyable.



The King Lucky i21 Purple Open Ear Clip On Earbuds with their charging case, showcasing the sleek design and vibrant purple color.

## What's in the Box

---

Upon unboxing your King Lucky i21 earbuds, please ensure all the following components are present:

- King Lucky i21 Open Ear Earbuds x 2 (Left and Right)
- Charging Case x 1
- User Manual x 1
- Type-C Charging Cable x 1

## What's in the box ?

Open Ear Earbuds x2  
Charging Case x1  
User Manual x1  
Type-c Charging Cabl x1



An illustration of all items included in the King Lucky i21 product package.

## Setup

### 1. Charging the Earbuds and Case

Before first use, it is recommended to fully charge both the earbuds and the charging case. Place the earbuds into the charging case. Connect the provided Type-C charging cable to the charging port on the case and plug the other end into a USB power source. The charging indicators on the case will illuminate to show charging status. A full charge typically takes approximately 1.5 hours.

### 2. Pairing with Your Device

The King Lucky i21 earbuds utilize Bluetooth 5.3 technology for a stable and efficient connection.

1. Ensure the earbuds are charged and inside the charging case.
2. Open the charging case lid. The earbuds will automatically enter pairing mode, indicated by a flashing light on the earbuds.
3. On your device (smartphone, tablet, laptop, etc.), go to the Bluetooth settings.
4. Search for available devices and select "i21" from the list.
5. Once connected, a voice prompt will confirm successful pairing, and the earbud indicator lights will turn off or show a steady light.

The earbuds will automatically reconnect to the last paired device when taken out of the case, if Bluetooth is enabled on the device.

# Wide compatibility

Multi-device compatibility,  
suitable for various Bluetooth devices



The King Lucky i21 earbuds are compatible with a wide range of Bluetooth-enabled devices, including smartphones, tablets, and computers.

## Operating Instructions

---

The King Lucky i21 earbuds feature intuitive touch controls for easy management of calls and music playback.

### Touch Controls Overview

## Earphone Operation Guide

### ●● Tap x2

📞 Answer Call (L/R)

📞 End Call (L/R)

▶|| Play/Pause Music (L/R)

### 🕒 Long Press 2"

🎤 Voice Assistant (L/R)

📞 Reject Call (L/R)


### ●●● Tap x3

◀ Previous Track (L)

▶ Next Track (R)

### 🕒 Long Press 3"

🔄 Clear Pairing: Charging case button



Visual guide to the touch controls on the King Lucky i21 earbuds.

- **Tap x 2 (L/R):** Answer Call / End Call / Play/Pause Music
- **Tap x 3 (L):** Previous Track
- **Tap x 3 (R):** Next Track
- **Long Press 2" (L/R):** Voice Assistant / Reject Call
- **Long Press 3" (Charging Case Button):** Clear Pairing

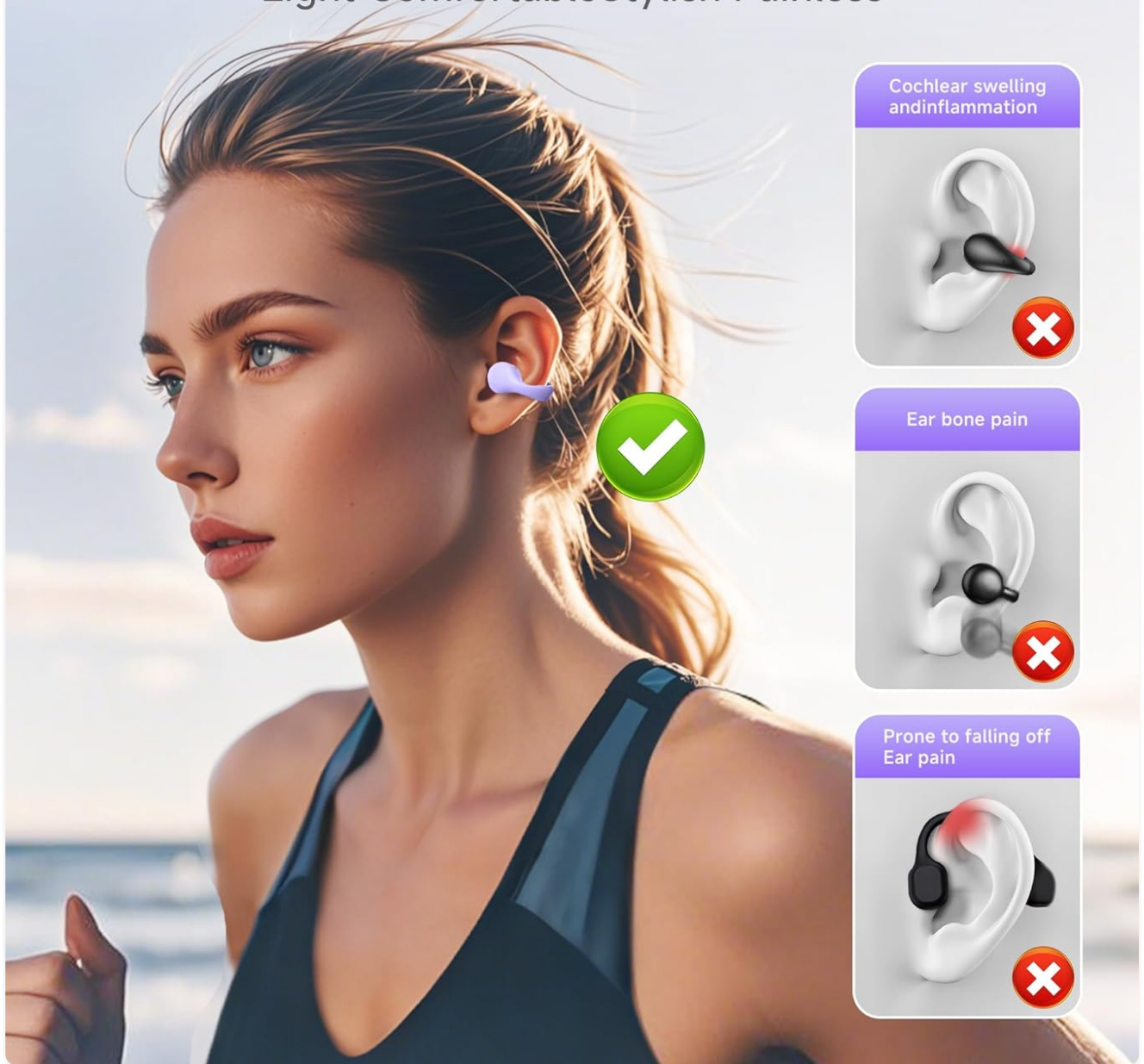
## Wearing the Earbuds

The unique clip-on design ensures a comfortable and secure fit. Gently clip the earbuds onto your ear, ensuring the speaker part is positioned correctly for optimal sound. The lightweight design (4.7g per earbud) allows for extended wear without discomfort.



# Earring-style design

Light Comfortable Stylish Painless



The earring-style design of the King Lucky i21 earbuds provides a light, comfortable, and stylish fit, avoiding common ear pain issues.

## Maintenance

### Cleaning


To maintain optimal performance and hygiene, regularly clean your earbuds. Use a soft, dry, lint-free cloth to wipe the earbuds and charging case. Avoid using abrasive materials or harsh chemicals. Do not allow liquids to enter any openings.

### Water Resistance (IPX4)

The King Lucky i21 earbuds are rated IPX4 waterproof, meaning they are resistant to splashing water from any direction. This makes them suitable for workouts and light rain. However, they are not designed for submersion in water. Do not expose them to pressurized water or high-velocity water, such as showering or swimming.

## IPX4 Waterproof

nano hydrophobic coating, prevents rain and sweat from penetrating



The IPX4 waterproof rating ensures your earbuds are protected against sweat and splashes, making them suitable for active use.

## Storage

When not in use, store the earbuds in their charging case to protect them from dust and damage. Store the case in a cool, dry place away from extreme temperatures.

## Troubleshooting

---

If you encounter any issues with your King Lucky i21 earbuds, please refer to the following common solutions:

- **Earbuds not pairing:**

Ensure both earbuds are charged. Place them back in the charging case, close the lid, wait a few seconds, then open it again to re-enter pairing mode. On your device, forget the "i21" Bluetooth connection and try pairing again.

- **Only one earbud working:**

Ensure both earbuds are charged. Place both earbuds back into the charging case. Close the lid and then open it again. If the issue persists, try clearing the pairing history (see below).

- **No sound or low volume:**

Check the volume level on both your device and the earbuds. Ensure the earbuds are properly connected to your device. Try playing different audio sources.

- **Charging issues:**

Ensure the charging cable is securely connected to both the case and the power source. Try a different USB port or charging adapter. Clean the charging contacts on the earbuds and inside the case with a dry cotton swab.

- **Intermittent connection:**

Ensure your device is within the Bluetooth range (typically 10 meters/33 feet) and there are no significant obstacles between the earbuds and your device. Avoid strong electromagnetic interference.

## Resetting the Earbuds

If you experience persistent issues, you can clear the pairing history by performing a reset:

- Place both earbuds into the charging case.
- With the lid open, **Long Press the button on the charging case for 3 seconds**. This will clear the pairing information.
- After resetting, re-pair the earbuds with your device as described in the 'Setup' section.

## Specifications

Feature	Specification
Model Name	i21
Brand	King Lucky
Color	Purple
Connectivity Technology	Wireless
Wireless Communication Technology	Bluetooth
Bluetooth Version	5.3
Earpiece Shape	Clip On
Ear Placement	In Ear (Open Ear Clip On)
Form Factor	On Ear
Control Type	Touch Control
Water Resistance Level	IPX4 (Waterproof)
Battery Life (Single Earbud)	6 Hours (up to 8 hours as per A+ content)
Battery Life (with Charging Case)	45 Hours
Standby Time	90 Days
Charging Time	1.5 Hours
Item Weight (Earbud)	4.7g (per earbud)
Material	Plastic, Metal
Audio Driver Type	Bone Conduction Driver (as per spec, but product description implies traditional driver)
Frequency Range	20 Hz - 20,000 Hz
Impedance	16 Ohm
Noise Control	None (CVC noise cancellation for calls)
Headphones Jack	No Jack
Compatible Devices	Cellphones, Telephones
Recommended Uses	Cycling, Running, Calling, Business, Fitness

## Warranty and Support



King Lucky stands behind the quality of its products. Your King Lucky i21 earbuds come with a **100-Day Return Guarantee** from the seller, KING LUCKY 100-Day Return Guarantee, when fulfilled by Amazon. For further assistance, product information, or to explore other King Lucky products, please visit the official King Lucky Store on Amazon: [King Lucky Store](#).

Documents - King Lucky – i21

no relevant documents