

## Kipcush Black-01

# Kipcush White Noise Sound Machine User Manual

Model: Black-01

## INTRODUCTION

This manual provides detailed instructions for the Kipcush White Noise Sound Machine, Model Black-01. Please read this manual thoroughly before using the device to ensure proper operation and to maximize your experience with its features, including 20 soothing sounds, customizable settings, and timer functions.



Image: Kipcush White Noise Sound Machine, front view. The device is a compact, square-shaped unit with a circular control panel on top, featuring various buttons for operation.

## PACKAGE CONTENTS

- Kipcush White Noise Sound Machine (Model Black-01)
- USB-A to Coaxial Power Cable
- User Manual (this document)

**Note: A 5V power adapter is required but not included. Please use a compatible USB power adapter.**

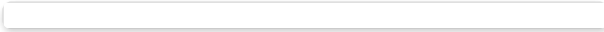


Image: The Kipcush White Noise Sound Machine shown next to its included USB-A to coaxial power cable, illustrating the items provided in the package.

## SETUP

- Power Connection:** Connect the provided USB-A to coaxial cable to the power input port on the sound machine.
- Power Source:** Plug the USB-A end of the cable into a compatible 5V USB power adapter (not included) or a USB port on a computer or power bank.
- Placement:** Place the sound machine on a stable, flat surface away from direct sunlight, heat sources, and moisture.

# OPERATING INSTRUCTIONS

## Control Panel Overview




Image: A detailed view of the Kipcush Sound Machine's control panel, highlighting buttons for Custom Mode 1 (M1), Timer, Custom Mode 2 (M2), Next Track, Increase Volume, Power Switch, Decrease Volume, and Previous Track.

- **Power Button ( ):** Press to turn the device on or off. A quick tap when on will replay the last saved settings.
- **Volume Control ( / ):** Use the volume up and volume down buttons to adjust the sound level. The device offers 30 levels of volume. A gentle reminder will sound at maximum volume to protect hearing.
- **Sound Selection ( / ):** Press the previous track or next track buttons to cycle through the 20 available soothing sounds.
- **Timer Button ( ):** Press to set an auto-off timer. Available settings are 15 minutes, 30 minutes, 60 minutes, 90 minutes, 120 minutes, or continuous play ("Off").
- **Custom Shortcut Buttons (M1 / M2):** These buttons allow you to save your favorite sound and volume settings for quick access.
  - a. **To Save:** Select your desired sound and volume. Press and hold either M1 or M2 until you hear a confirmation tone.
  - b. **To Recall:** Press M1 or M2 to instantly play your saved sound and volume settings.

## Sound Library

The Kipcush White Noise Sound Machine offers 20 non-looping, high-fidelity soothing sounds designed to block environmental noise and promote relaxation and sleep.

- **White Noise:** 5 variations
- **Fan Sounds:** 5 variations
- **Nature Sounds:** 7 variations (e.g., spring water, rain, train, flame)
- **Lullabies:** 3 variations



Image: A collage illustrating the variety of 20 soothing sleep sounds available, including white noise, fan sounds, nature sounds like rain and train, and lullabies, with the sound machine at the center.

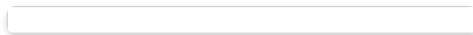


Image: A graphic displaying icons and names for various sounds, such as White Noise, Rumbling Fan, Laundry, Hair Dryer, Sea Waves, Flame, Birds, Rain, Stream, and Lullaby, emphasizing the 20 soothing sleep sounds feature.

## Memory Function

The device automatically remembers your last selected sound and volume settings when powered off. When you turn the machine back on, it will resume playing with these settings.



Image: A woman and baby sleeping, with the sound machine on a bedside table. Text indicates "Adjustable Volume and Memory Function" and "Remember Last Playback Sound and Volume" with "30 level Volume".

## MAINTENANCE

- **Cleaning:** Use a soft, dry cloth to clean the exterior of the device. Do not use liquid cleaners or abrasive materials.
- **Storage:** When not in use for extended periods, store the device in a cool, dry place.
- **Avoid Water:** Keep the device away from water and high humidity.

## TROUBLESHOOTING

Problem	Possible Solution
Device does not turn on.	Ensure the USB-A to coaxial cable is securely connected to both the device and a functional 5V USB power adapter. Try a different power adapter or USB port.
No sound or low volume.	Check the volume level using the volume up button. Ensure the device is not muted.
Sound quality is poor.	Ensure the device is placed on a stable surface and not obstructed. Try moving it away from other electronic devices that might cause interference.
Timer function not working.	Verify that a specific timer duration (15, 30, 60, 90, or 120 minutes) has been selected, not "Off" for continuous play.

## SPECIFICATIONS

- **Model Number:** Black-01
- **Brand:** Kipcush
- **Color:** Black
- **Material:** Plastic
- **Item Weight:** 0.27 Kilograms (approximately 9.59 ounces)
- **Package Dimensions:** 4.29 x 4.25 x 2.95 inches
- **Power Input:** 5V (USB-A to coaxial cable included, adapter not included)
- **Sound Library:** 20 non-looping soothing sounds (5 white noise, 5 fan, 7 nature, 3 lullabies)
- **Timer Settings:** 15, 30, 60, 90, 120 minutes, or continuous
- **Volume Levels:** 30
- **Special Features:** Auto-Memory Function, 2 Customizable Shortcut Buttons (M1/M2)

## WARRANTY AND SUPPORT

The Kipcush White Noise Sound Machine comes with a **1-Year Warranty** from the date of purchase. This warranty covers manufacturing defects and malfunctions under normal use.






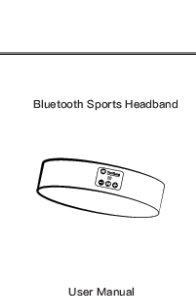
For warranty claims, technical support, or any questions regarding your device, please contact Kipcush customer service through the retailer where the product was purchased or visit the official Kipcush website for contact information.

## PRODUCT VIDEO

Your browser does not support the video tag.

Video: An official Kipcush product video demonstrating the features and various soothing sounds of the White Noise Sound Machine. This video highlights the 20 high-fidelity sounds, including nature sounds, fan noises, lullabies, and white noises, designed to aid sleep and relaxation.

## Related Documents - Black-01

	<p><a href="#">iLIVE White Noise Machine with Night Light User's Guide (Model INL252)</a></p> <p>User's guide for the iLIVE White Noise Machine with Night Light, Model INL252 v2912-01. Features, operation, sound list, controls, and safety information.</p>
	<p><a href="#">Finder 80.01 Modular Timer: Multi-Function Guide</a></p> <p>Discover the Finder 80.01 modular timer, a multi-function device with adjustable time scales and various operating modes. This guide provides wiring diagrams, functions, and technical specifications for optimal use.</p>
	<p><a href="#">Finder 80.01 Modular Multi-Function Timer: Technical Specifications and Wiring</a></p> <p>Detailed technical specifications, wiring diagrams, and functional descriptions for the Finder 80.01 modular multi-function timer. Includes operating conditions and product features.</p>
	<p><a href="#">Finder 14 SERIES Electronic Staircase Timers 10-16A   Product Datasheet</a></p> <p>Comprehensive datasheet for Finder's 14 SERIES Electronic Staircase Timers (10-16A). Features multi-function and mono-function models with detailed specifications, wiring diagrams, and function descriptions for staircase lighting control.</p>
	<p><a href="#">Sound Oasis Sound Therapy System Instruction Manual</a></p> <p>User manual for the Sound Oasis Sound Therapy System, detailing setup, operation, features like alarm, timer, sleep enhancement, and troubleshooting.</p>
	<p><a href="#">YonTune Bluetooth Sports Headband User Manual (BT-01)</a></p> <p>User manual for the YonTune Bluetooth Sports Headband (Model BT-01). Details operation, features like white noise mode, Bluetooth pairing, charging, and specifications for this wireless audio device.</p>

