

MESWAO MES-B3

MESWAO 15.6 Inch Pro Android 14 Tablet (Model MES-B3) User Manual

Your comprehensive guide to setup, operation, and maintenance.

1. INTRODUCTION

This manual provides detailed instructions for the MESWAO 15.6 Inch Pro Android 14 Tablet, Model MES-B3. Please read this manual carefully before using your device to ensure proper operation and to maximize its lifespan. Keep this manual for future reference.



Figure 1: MESWAO 15.6 Inch Pro Android 14 Tablet

2. PACKAGE CONTENTS

Verify that all items listed below are present in your product package:

- 1 x MESWAO 15.6 inch Android Tablet
- 1 x Power Adapter
- 1 x Type-C Cable
- 1 x User Manual (this document)
- 1 x Type-C to USB adapter
- 1 x SIM Ejector Tool (Stuck pin)

3. DEVICE OVERVIEW

The MESWAO MES-B3 tablet features a large 15.6-inch display and a sleek design. Familiarize yourself with the physical components of your tablet:

- **Front Camera:** Located at the top center of the screen when held horizontally.
- **Display:** 15.6-inch Full HD IPS screen.
- **Power Button:** Typically located on the side or top edge.
- **Volume Buttons:** Adjacent to the power button.
- **USB Type-C Port:** For charging and data transfer.
- **MicroSD Card Slot:** For expandable storage.
- **Quad Speakers:** Positioned for enhanced audio output.
- **Rear Camera with Flashlight:** Located on the back panel.

4. SETUP

4.1 Initial Power On

1. Press and hold the **Power Button** until the MESWAO logo appears.
2. Follow the on-screen prompts to select your language and region.

4.2 Wi-Fi Connection

1. During initial setup, select your preferred Wi-Fi network from the list.
2. Enter the network password if prompted and tap **Connect**.
3. To connect later, go to **Settings > Network & internet > Wi-Fi**

4.3 Google Account Setup

Sign in with your Google account to access the Google Play Store, Gmail, YouTube, and other Google services. If you do not have an account, you can create one during this step.

4.4 Security Setup

Set up a screen lock (PIN, pattern, or password) to protect your device and data. You may also configure biometric security options if available.


5. OPERATING INSTRUCTIONS


5.1 Display

The tablet features a 15.6-inch Full HD (1920 x 1080 pixels) IPS display, providing clear visuals and wide viewing angles. Adjust display settings such as brightness, wallpaper, and sleep duration in **Settings > Display**.

One Screen, More Vision

Meswao 15.6 Inch



=  ×2.4

or

=

A4

 ×1.07

Figure 2: Large 15.6-inch FHD IPS Display

5.2 Performance and Storage

Powered by a Helio G99 Octa-Core processor and 8GB of RAM, the tablet is designed for efficient multitasking and application performance. It includes 256GB of internal storage, expandable up to 1TB using a MicroSD card (sold separately).

Powered by **Helio G99** Octa-Core Chipset

Antutu Score 370,000+ — 85% Higher Than Entry-level Chips

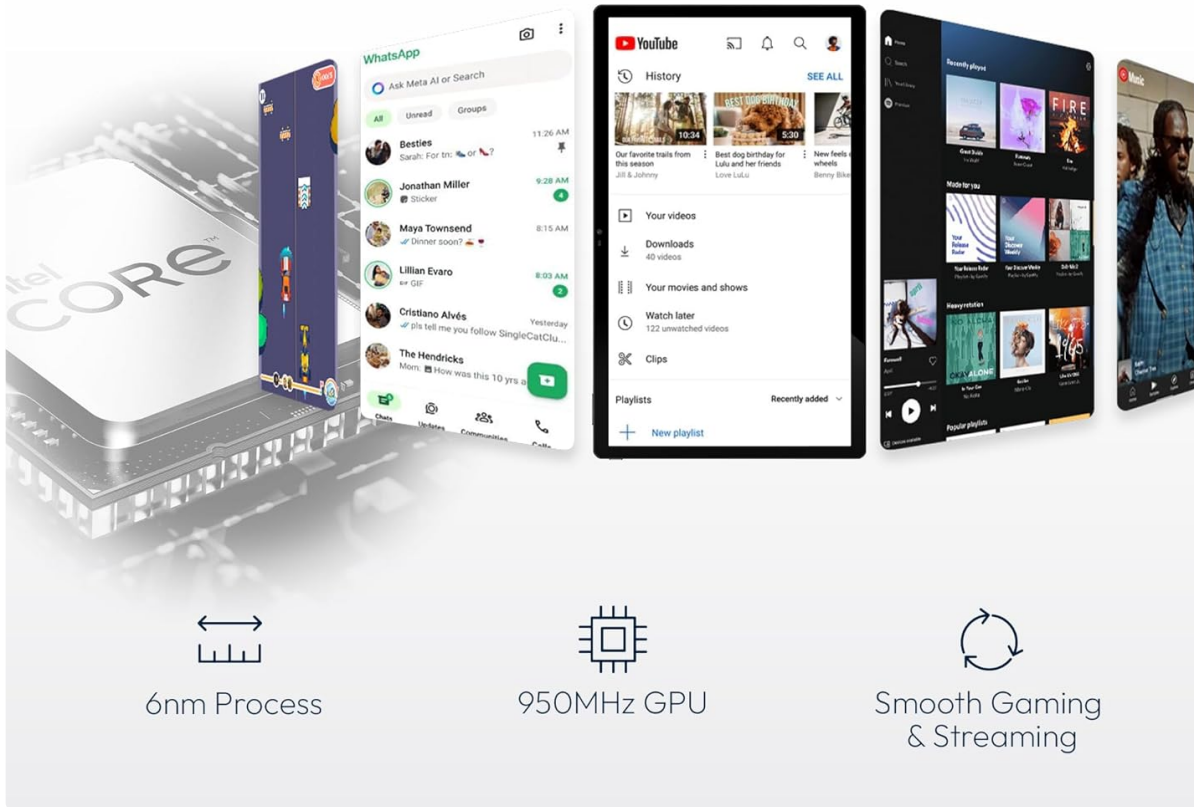


Figure 3: Helio G99 Octa-Core Processor



Figure 4: 256GB ROM with 1TB Expandable Storage

5.3 Audio

The tablet is equipped with quad speakers for clear audio output. Audio settings can be adjusted in **Settings > Sound & vibration**. Multiple audio options are supported, including Bluetooth headphones, USB-C audio, and 3.5mm via adapter.



Figure 5: Quad Speakers and Connectivity Options

5.4 Battery and Charging

The tablet features a 12000mAh battery, providing approximately 12 hours of average use. It supports 30W fast charging, allowing a full charge in about 3.5 hours. Use the provided power adapter and Type-C cable for optimal charging.

Fast Charging

Unimaginable Companionship

CLIMATE
PLEDGE
FRIENDLY



649 h
Standby



12000 mAh
Fast Charging



11.5 h
Video

Figure 6: 30W Fast Charging and 12000mAh Battery

5.5 Cameras

The tablet includes a 32MP rear camera with a flashlight and a 5MP front camera, suitable for video calls and capturing images. Access the camera application from the home screen or app drawer.

5.6 Connectivity

The device supports dual-band Wi-Fi (2.4GHz and 5GHz) for stable internet connection and Bluetooth for connecting wireless accessories.

5.7 Software (Android 14)

The tablet runs on Android 14, offering a user-friendly interface. Key features include:

- **App Management:** Install and uninstall applications from the Google Play Store.
- **Parental Control:** Configure settings to manage usage for children.
- **Enhanced Privacy:** Control app permissions and data access.
- **Multitasking:** Utilize split-screen mode for running multiple applications simultaneously.

Latest Android 14 OS Faster, Safer, Smarter




Figure 7: Android 14 Operating System Interface

5.8 Official Product Video

Watch this video for a visual demonstration of the MESWAO 15.6 inch Tablet (MES-B3 Pro) and its features.

Your browser does not support the video tag.

Video: MESWAO 15.6 inch Tablet (MES-B3 Pro) Overview

6. MAINTENANCE

- **Cleaning:** Use a soft, lint-free cloth to clean the screen and body. Avoid abrasive cleaners or solvents.
- **Software Updates:** Regularly check for and install system updates to ensure optimal performance and security. Go to **Settings > System > System update**
- **Storage Management:** Periodically clear unnecessary files and applications to free up storage space.
- **Battery Care:** Avoid extreme temperatures and fully discharging the battery frequently to prolong its lifespan.

7. TROUBLESHOOTING

Problem	Possible Cause	Solution
Tablet does not power on	Low battery; System crash	Charge the tablet for at least 30 minutes. Press and hold the Power button for 10-15 seconds to force restart.
Cannot connect to Wi-Fi	Incorrect password; Router issue; Wi-Fi disabled	Verify password. Restart router. Ensure Wi-Fi is enabled in Settings.
Slow performance	Too many apps running; Low storage	Close background apps. Clear cache. Uninstall unused apps.
Battery drains quickly	High screen brightness; Background apps; Old battery	Reduce screen brightness. Close unused apps. Check battery usage in Settings.
Charging issues	Faulty cable/adapter; Dirty port	Try a different cable/adapter. Clean the charging port carefully.

8. SPECIFICATIONS

Feature	Detail
Model	MES-B3
Display Size	15.6 Inches
Screen Resolution	1920 x 1080 pixels (FHD IPS)
Operating System	Android 14
Processor	Helio G99 Octa-Core (MediaTek)
Graphics Coprocessor	Mali-G75
RAM	8GB
Internal Storage	256GB
Expandable Storage	Up to 1TB (MicroSD)
Battery Capacity	12000mAh
Charging	30W Fast Charging
Average Battery Life	12 Hours
Rear Camera	32MP with Flashlight
Front Camera	5MP

Feature	Detail
Wireless Connectivity	Dual-Band Wi-Fi (802.11a/b/ac/ad/ax), Bluetooth
Dimensions (LxWxH)	14.49 x 8.66 x 0.39 inches
Item Weight	4.55 pounds
Color	Black

9. WARRANTY AND SUPPORT

MESWAO provides the following support for your tablet:

- **12-Month Warranty:** Full coverage against manufacturing defects.
- **24-Hour Customer Support:** Our support team is available to assist you.
- **Local After-sales Centers:** Service centers are available in the EU, US, and Japan for local care.
- **Responsive Replacement & Repair Policy:** Issues reported are typically addressed with a team response within 24 hours, leading to problem resolution or replacement.

**Meswao: Where Bigger Screens Unleash Bigger Fun
(And Your Voice Fuels the Revolution)**

In the digital age, screens are not merely windows to information, but also amplifiers of emotion. Meswaowas born from a simple belief: technology should not just be a cold tool, but rather a companion that sparks surprise and joy. With the mission of "maximizing fun with a bigger screen," we combine innovative technology with human-centered design to redefine the boundaries of entertainment, creation, and life.

We're Meswao, a crew of hardcore tech enthusiasts just like you, obsessed with one thing: Maximize The Fun With The Bigger Screen. Forget boring specs; we're here to inject pure, unadulterated "WOO!!!" into your digital life with XXL immersive tablets that redefine what's possible.

Think of us as the Jester of the tech world, constantly pushing the boundaries of joy and surprise. We're not about following the rules; we're about rewriting them, one giant, vibrant pixel at a time.

Figure 8: MESWAO Customer Support

For further assistance, please refer to the contact information provided on the MESWAO official website or your purchase documentation.