

## QDDQ T901

# QDDQ T901 10-inch Android 14 Tablet User Manual

Model: T901 | Brand: QDDQ

## 1. INTRODUCTION

---

This manual provides essential instructions for setting up, operating, and maintaining your QDDQ T901 10-inch Android 14 Tablet. The tablet features an octa-core processor, 24GB (6GB physical + 18GB virtual) expandable RAM, 256GB internal storage expandable up to 1TB, an 8000mAh battery, 5G WiFi, Bluetooth 5.0, GMS certification, and Widevine L1 support for an enhanced user experience.



Image 1.1: QDDQ T901 Tablet and included accessories.

## 2. PACKAGE CONTENTS

---

Verify that all items are present in your package:

- 1 x QDDQ T901 10-inch Tablet
- 1 x Keyboard
- 1 x Mouse
- 1 x Stylus
- 1 x Protective Case
- 1 x User Manual
- 1 x USB Charger
- 1 x Type-C Cable
- 1 x OTG Cable



Image 2.1: Overview of tablet features and accessories.

## 3. SETUP

### 3.1 Initial Charging

Before first use, fully charge the tablet using the provided USB charger and Type-C cable. The 8000mAh battery ensures extended usage.

### 3.2 Power On/Off

- **To Power On:** Press and hold the power button until the screen illuminates.
- **To Power Off:** Press and hold the power button, then select 'Power off' from the options.

### 3.3 Connecting Accessories

The tablet supports Bluetooth 5.0 for connecting the included keyboard, mouse, and stylus.

1. Go to **Settings > Connected devices > Bluetooth**.
2. Turn on Bluetooth.
3. Put your accessory (keyboard, mouse, stylus) into pairing mode. Refer to the accessory's individual

manual if needed.

4. Select the accessory from the list of available devices on your tablet to pair.

### 3.4 Wi-Fi Connection

Connect to a wireless network for internet access.

1. Go to **Settings > Network & internet > Internet**.
2. Turn on Wi-Fi.
3. Select your desired 2.4G or 5G Wi-Fi network from the list.
4. Enter the password if prompted and tap **Connect**.



Image 3.1: Tablet usage scenarios highlighting connectivity.

## 4. OPERATING INSTRUCTIONS

### 4.1 Android 14 Features

The QDDQ T901 runs on Android 14, offering enhanced privacy settings, granular permission control, and a user-friendly interface. Access the Google Play Store to download a wide range of applications including social media, streaming services, and productivity tools.



Image 4.1: Android 14 user interface and features.

## 4.2 Multitasking and Split Screen

Utilize the split-screen feature to run two applications simultaneously, enhancing productivity. To activate, open a recent apps view and drag an app to one side of the screen, then select another app for the other side.


## 4.3 Storage Management

The tablet comes with 256GB of internal storage. For additional space, insert a Micro SD/TF card (up to 1TB) into the designated slot. Manage your files and applications through the 'Files' app or by navigating to **Settings > Storage**.

## 4.4 Media Consumption

With Widevine L1 support, the tablet can stream high-definition content from popular streaming services. The 10-inch IPS display with 1280x800 resolution provides a clear viewing experience. Dual speakers offer improved audio quality.

## Perfektes Display

 1280\*800 Auflösung

 16:10 Goldenes Verhältnis

 10" IPS Touchscreen


 Lebendige Farben















Image 4.2: Display features and streaming capabilities.

## 4.5 Camera Usage

The tablet is equipped with a 5MP front camera and a 13MP rear camera. Open the 'Camera' app to capture photos and videos.



Image 4.3: Tablet camera features.

## 5. MAINTENANCE

### 5.1 Battery Care

To prolong battery life, avoid extreme temperatures and fully discharging the battery frequently. Use only the provided charger or a compatible Type-C charger. The 8000mAh battery offers approximately 16.5 hours of usage and 720 hours of standby time.

## Akku mit größerer Kapazität



Image 5.1: Battery specifications and charging.

### 5.2 Cleaning

Use a soft, lint-free cloth to clean the screen and body of the tablet. Avoid using harsh chemicals or abrasive materials.

### 5.3 Software Updates

Ensure your tablet's software is up to date for optimal performance and security. Check for updates in **Settings > System > System update**.

## 6. TROUBLESHOOTING

---

If you encounter issues with your tablet, try the following steps:

- **Tablet not turning on:** Ensure the battery is charged. Connect the charger and wait a few minutes before attempting to power on again.
- **Slow performance:** Close unused applications, clear cache, or restart the tablet. Consider reducing the number of widgets on your home screen.
- **Wi-Fi connectivity issues:** Restart your router and the tablet. Ensure you are within range of the Wi-

Fi signal and have entered the correct password.

- **Bluetooth pairing problems:** Ensure both the tablet and the accessory are in pairing mode and within range. Try unpairing and re-pairing the device.
- **Apps crashing:** Clear the app's cache and data (**Settings > Apps > [App Name] > Storage & cache**). If the issue persists, reinstall the app.
- **Screen unresponsive:** Perform a forced restart by holding the power button for approximately 10-15 seconds.

If problems persist, consult the QDDQ support resources or contact customer service.

## 7. SPECIFICATIONS

---

Feature	Specification
Brand	QDDQ
Model Number	T901
Series	TB02
Operating System	Android 14
Processor	Octa-core (AMD, Unisoc T606)
Installed RAM	12GB (Up to 24GB with 6GB physical + 18GB virtual expandable RAM)
Internal Storage	256GB
Expandable Storage	Up to 1TB via Micro SD/TF card
Display Size	10 Inches
Display Resolution	1280 x 800 Pixels
Battery Capacity	8000 mAh (1 Lithium-ion battery included)
Wi-Fi Connectivity	2.4G/5G Dual-band 802.11ac
Bluetooth	Bluetooth 5.0
Front Camera	5MP
Rear Camera	13MP
USB Interface	USB Type-C
Dimensions (L x W x H)	10 x 7.6 x 10.7 cm
Weight	1.45 Kilograms
GMS Certified	Yes
Widevine L1 Support	Yes
SIM Card Support	Not supported

For detailed product information and energy efficiency, refer to the official EU EPREL database:



# ENERG



Shenzhen Youhengxing Technology Co.,  
Ltd.

T901



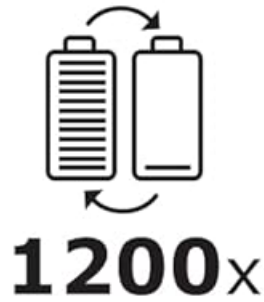
**15** h **0** min

A  
B  
C  
D  
**E**



A  
**B**  
C  
D  
E





2023/1669

Image 7.1: QDDQ T901 Product Data Sheet.

Produktdatenblatt	
Delegierte Verordnung (EU) 2023/1669 der Kommission im Hinblick auf die Energieverbrauchskennzeichnung von Smartphones und Slate-Tablets	
<b>1. Marke</b> Shenzhen Youhengxing Technology Co., Ltd.	<b>2. Modellkennung</b> T901
<b>3. Allgemeine Produktparameter:</b>	
Parameter	Wert
4. Art des Geräts	Tablet
5. Betriebssystem	Android
6. Energieeffizienzklasse	G
7. Vom Benutzer austauschbare Batterie	Nein
8. Batterielaufzeit pro Zyklus (ENDE <sub>Gerät</sub> [h])	15
9. Batterielaufzeit in Zyklen — Standardeinstellungen [Zyklen]	1 200
10. Nennkapazität der Batterie (C <sub>rated</sub> [mAh])	6 000
11. Versand mit Schutzabdeckung	Nein
12. Prüfung der Zuverlässigkeit nach wiederholtem freien Fall — Stürze ohne Defekt [n]	52
13. Prüfung der Zuverlässigkeit nach wiederholtem freien Fall — Stürze ohne Defekt, im vollständig erweiterten Zustand geprüft [n]	n.a.
14. Klasse der Zuverlässigkeit nach wiederholtem freien Fall	E
15. Eindringungschutzgrad	IP67
16. Angegebene Eintauchtiefe in Wasser, bei IPx8 [m]	n.a.
17. Ritzbeständigkeit des Bildschirms auf Mohs-scher Härteskala	6
18. Ladegerät	Erforderliche Ausgangsleistung [W]
	Steckverbindertyp (am Ende des Geräts)
	10
	USB-A
<b>Angaben zur Reparierbarkeit:</b>	
19. Garantierte Mindestverfügbarkeit von Sicherheits-, Korrektur- und Funktionsaktualisierungen für das Betriebssystem (Jahre)	7
20. Reparierbarkeitsklasse (auf der Grundlage des nachstehenden Index)	B
21. Reparierbarkeitsindex	3,88
21a. Wert „Zerlegungstiefe“ (S <sub>DD</sub> )	2,73
21b. Wert „Befestigungselemente (Typ)“ (S <sub>V</sub> )	2,49
21c. Wert „Werkzeuge (Typ)“ (S <sub>T</sub> )	3,80
21d. Wert „Ersatzteile“ (S <sub>SP</sub> )	5
Seite 1 / 2	
21e. Wert „Software-Aktualisierungen (Dauer)“ (S <sub>SU</sub> )	5
21f. Wert „Reparaturinformationen“ (S <sub>RI</sub> )	5
22. Weblink zu Informationen über die Verfügbarkeit von Ersatzteilen für fachlich kompetente Reparateure und Endnutzer	/
23. Weblink zu Reparaturanweisungen für Endnutzer	/
24. Weblink zu Richtbeträgen für die Preise vor Steuern	/
<b>Weitere Angaben:</b>	/
25. Mindestlaufzeit der vom Lieferanten angebotenen Garantie [Monate]	12

Das Modell wurde auf dem Unionsmarkt in Verkehr gebracht und zwar ab dem 11. 11. 2023.



Image 7.2: EU Energy Label for QDDQ T901.

## 8. WARRANTY AND SUPPORT

---

For warranty information, please refer to the documentation included with your purchase or contact QDDQ customer support. For technical assistance or further inquiries, please visit the official QDDQ website or contact their support channels.