

ALTO TX412B

ALTO TX412B 600W 12" Battery Powered PA Speaker Instruction Manual

Model: TX412B

INTRODUCTION

The ALTO TX412B is a 600W 12" battery-powered PA speaker designed for mobile performances and events where power access is limited. This speaker offers high-quality sound, a 2-channel mixer, and Bluetooth connectivity, including True Wireless Stereo (TWS) linking for expanded sound systems. Its robust design and versatile features make it suitable for various applications, from busking to small-to-medium sized venues.



Figure 1: Front-side view of the ALTO TX412B PA Speaker, showcasing its compact design and integrated handle.

SAFETY INFORMATION

Before operating the ALTO TX412B speaker, please read and understand all safety instructions. Keep this

manual for future reference. Always ensure proper ventilation and avoid exposing the unit to moisture or extreme temperatures. Disconnect the power cable during electrical storms or when unused for long periods.

PACKAGE CONTENTS

- TX412B Speaker
- Power Cable (6 ft. / 183 cm)
- Quickstart Guide
- Safety & Warranty Manual

SETUP

Unpacking and Placement

Carefully remove the speaker from its packaging. The TX412B can be used in several configurations:

- **Pole-Mounted:** Utilize the integrated 36mm standard speaker pole socket for elevated sound projection.
- **Floor Wedge:** Position the speaker on its side for use as a stage monitor.
- **Stand-Alone:** Place the speaker upright on a stable, flat surface.

WORRY LESS, PLAY MORE

- ▶ **HORN COVERAGE - 90° X 60°
WIDE-DISPERSION HORNS**
- ▶ **MIX OUTPUT - FOR LINKING
MULTIPLE SPEAKERS**
- ▶ **36 MM STANDARD SPEAKER
POLE SOCKET**



Figure 2: The ALTO TX412B PA Speaker highlighting its 36mm standard speaker pole socket and mix output for versatile placement and connectivity.

Connecting Power

Connect the included power cable to the AC input on the rear panel of the speaker and then to a grounded power outlet. The TX412B is battery-powered, but charging or extended use requires AC power.



Figure 3: Detailed view of the rear panel, highlighting the power input, mixer controls, and battery indicator.

OPERATING INSTRUCTIONS

Power On/Off

Press the POWER switch located on the rear panel to turn the speaker on or off. The power indicator LED will illuminate when the unit is on.

Input Connections (2-Channel Mixer)

The TX412B features a 2-channel mixer with versatile input options:

- **Channel 1 & 2:** Each channel has a combination XLR/TRS input. Use these for microphones (XLR) or line-level instruments/devices (1/4" TRS). Adjust the gain for each channel using the respective knobs.
- **Bluetooth Input:** The Bluetooth input acts as a third channel for wireless audio streaming.



Figure 4: Close-up of the mixer section on the rear panel, showing input jacks, gain controls, and the Bluetooth pairing button.

Bluetooth Connectivity

The TX412B allows seamless wireless audio streaming from any Bluetooth-enabled device.

1. Ensure the TX412B is powered on.
2. Press the Bluetooth pairing button on the rear panel. The Bluetooth LED will flash, indicating it's in pairing mode.
3. On your audio device (smartphone, tablet, laptop), search for "ALTO TX412B" in the Bluetooth settings and select it to pair.
4. Once paired, the Bluetooth LED will glow solid, and you can stream audio wirelessly.



Figure 5: Illustration of a laptop and smartphone wirelessly connected to the TX412B speaker via Bluetooth for audio streaming.

True Wireless Stereo (TWS) Linking

To achieve stereo sound, you can link two TX412B speakers wirelessly:

1. Power on both TX412B speakers.
2. On the first speaker (which will be the left channel), press and hold the Bluetooth pairing button until the LED flashes rapidly.
3. On the second speaker (right channel), press and hold the Bluetooth pairing button until the LED flashes rapidly.
4. The speakers will automatically link. Once linked, the Bluetooth LED on both speakers will glow solid.
5. Pair your audio device to the first speaker as described above. Audio will now play in stereo across both linked speakers.



Figure 6: Two TX412B speakers positioned for True Wireless Stereo (TWS) operation, providing a wider soundstage.

Contour EQ

The TX412B includes a Contour EQ switch on the rear panel. This setting provides a pre-set equalization curve optimized for music playback, enhancing bass and treble frequencies. Engage this switch for a fuller sound when playing recorded music.

Mix Output

The Mix Output (XLR) allows you to send the combined audio signal from the TX412B to another speaker or

mixing console. This is useful for expanding your sound system or sending a feed to a recording device.

Battery Status

The rear panel features LED indicators for battery status (100%, 75%, 50%, 25%, Low). Monitor these indicators to ensure sufficient power for your performance. The speaker can operate for up to 10 hours on a full charge.

MAINTENANCE

- **Cleaning:** Use a soft, dry cloth to clean the exterior of the speaker. Avoid using solvents or abrasive cleaners.
- **Storage:** Store the speaker in a cool, dry environment away from direct sunlight and extreme temperatures.
- **Battery Care:** For optimal battery life, avoid fully discharging the battery frequently. Recharge the battery regularly, even if the speaker is not in use for extended periods.
- **Grille:** Ensure the metal grille is free from dust and debris to maintain optimal sound dispersion.

TROUBLESHOOTING

Problem	Possible Cause	Solution
No sound output	<ul style="list-style-type: none">◦ Speaker not powered on.◦ Input gain too low.◦ Audio source not connected or playing.◦ Cables faulty or incorrectly connected.	<ul style="list-style-type: none">◦ Ensure power switch is ON.◦ Increase input gain.◦ Verify audio source is active.◦ Check all cable connections and try different cables.
Bluetooth not pairing	<ul style="list-style-type: none">◦ Speaker not in pairing mode.◦ Device too far from speaker.◦ Interference.	<ul style="list-style-type: none">◦ Press Bluetooth button to enter pairing mode.◦ Move device closer to speaker.◦ Disable other Bluetooth devices nearby.
Low battery life	<ul style="list-style-type: none">◦ Battery not fully charged.◦ Aging battery.	<ul style="list-style-type: none">◦ Charge the speaker fully before use.◦ Contact support if battery life significantly degrades.

SPECIFICATIONS

POWERFUL AND VERSATILE

- ▶ **FULL METAL GRILLE FOR PREMIUM STYLE AND PROTECTION**
- ▶ **LIGHTWEIGHT AND COMPACT**
- ▶ **VARIOUS MONITOR ANGLE CONFIGURATIONS**

29.3 lb



Figure 7: The ALTO TX412B PA Speaker illustrating its physical dimensions (15.0" x 13.5" x 23.7") and weight (29.3 lbs).

Feature	Detail
Model	TX412B
Power Output	600W Peak
Low-Frequency Driver	12" Woofer, 2" Voice Coil
High-Frequency Driver	1" Titanium Diaphragm Compression Driver, 1" Voice Coil
Power Source	Battery Powered (1 Lithium Ion battery included)
Battery Life	Up to 10 hours
Connectivity	Bluetooth, XLR/TRS input (Line/Mic), XLR/TRS output
Number of Channels	2 (plus Bluetooth)
Frequency Response	Up to 20 KHz
Dimensions (L x W x H)	15 x 13.5 x 23.7 inches

Feature	Detail
Weight	29.3 pounds (13.3 Kilograms)
Material	Metal, Plastic
UPC	816311012324
Manufacturer	inMusic Brands Inc.

WARRANTY AND SUPPORT

The ALTO TX412B speaker is manufactured by inMusic Brands Inc. For detailed warranty information, please refer to the included Safety & Warranty Manual or visit the official ALTO Professional website. Product support, including FAQs and additional resources, can also be found on the manufacturer's website.



Optional protection plans may be available for purchase. Please refer to your retailer for details on extended warranty options.





Manufacturer Website: www.altoproaudio.com

OFFICIAL PRODUCT VIDEOS

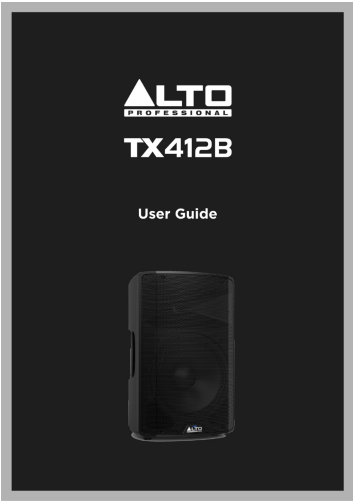
No official product videos from the seller were found in the provided data for embedding.

Related Documents - TX412B

	<p>Manuale Operativo Mixer ALTO S-8: Guida Completa a 8 Canali</p> <p>Esplora il manuale operativo del mixer ALTO S-8. Scopri installazione, connessioni, controlli, caratteristiche tecniche e specifiche per ottimizzare l'uso del tuo mixer audio professionale a 8 canali.</p>
	<p>Alto MAC2.2/2.3/2.4 Service Manual - Technical Specifications & Diagrams</p> <p>Comprehensive service manual for Alto MAC2.2, MAC2.3, and MAC2.4 stereo amplifiers, including specifications, schematics, wiring diagrams, and test procedures.</p>

	<p>Alto S-12 12-Channel Mixing Console User Manual</p> <p>This user manual provides comprehensive details on the Alto S-12 12-Channel Mixing Console, covering safety information, features, control elements, installation, wiring, technical specifications, and warranty.</p>
	<p>Alto aMICTUBE Stereo Tube Preamp Service Manual</p> <p>Detailed service manual for the Alto aMICTUBE Stereo Tube Preamp, featuring specifications, block diagrams, schematic diagrams, PCB layouts, wiring diagrams, test procedures, electrical parts lists, and exploded views for maintenance and repair.</p>
	<p>Alto ACL2 PRO Compressor/Limiter Service Manual</p> <p>Comprehensive service manual for the Alto ACL2 PRO Compressor/Limiter, covering specifications, block diagrams, schematics, PCB layouts, wiring diagrams, parts lists, and troubleshooting information.</p>
	<p>Alto TS112C Portable Columnar Array Loudspeaker Quickstart Guide</p> <p>A quickstart guide for the Alto TS112C Portable Columnar Array Loudspeaker, covering setup, power input, features, and operation in multiple languages.</p>

Documents - ALTO – TX412B




[\[pdf\]](#) User Manual Guide

TX412B User Guide Alto Professional Connect each of your mixer s main outputs to the input on a loudspeaker Make sure selectors are set Line Microphones Power Mixerv1kirstein de docs manuals 00111718 manual DE |||

TABLE OF CONTENTS 1.0 INTRODUCTION 14 2 1.0 INTRODUCTION Thank you for purchasing the **TX412B** speaker. At Alto Professional, performance and reliability mean as much to us as they do to y...

lang:en score:51 filesize: 4.02 M page_count: 15 document date: 2025-02-12



[\[pdf\]](#) Guide

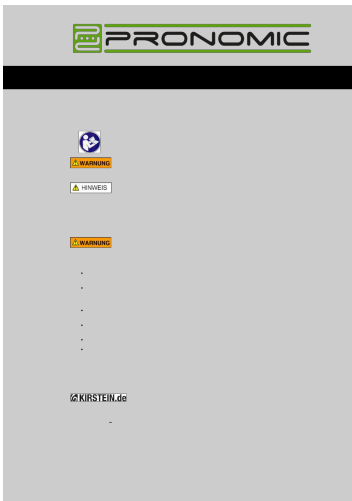
TX412B User Guide Alto Professional TX Series v1 1 min altoprofessional |||

User Guide TABLE OF CONTENTS 1.0 INTRODUCTION

..... 14 2 1.0

INTRODUCTION Thank you for purchasing the **TX412B** speaker. At Alto Professional, performance and reliability mean as much to us as they do to y...


lang:en **score:48** filesize: 3.66 M page_count: 15 document date: 2025-03-26



[Alto Professional TX412B User Guide](#)

User guide for the Alto Professional TX412B 700-Watt 12" 2-Way Battery Powered Loudspeaker, covering setup, features, operation, and troubleshooting.

lang:de **score:45** filesize: 4.12 M page_count: 17 document date: 2025-02-13



[\[pdf\]](#) User Manual Guide

TX412B User Guide Alto Professional Parsisiqsti →Alto SoundiumTX412B v1 1 minsoundium It cdn shop

files min v 8197890768198203337 →Repair If the battery fails to charge contact at altoprofessional

Disposal Bring unit a recycling center or dispose of in Alto Soundium1072843 01UTX412B minimagescdn

juno co uk manual 1072843 01Usoundium ||| ||| User Guide TABLE OF CONTENTS 1.0 INTRODUCTION

3 1.1 Box Contents .3 1.2 Support .3 2.0 SETUP . 4 2.1 Important Safety Precautions . 4 2.1.1 Stand


Mounting . 4 2.1.2 Charging and Battery Information 4 2.1.3 Sound Level . 5 2.2 Setup .6 2.2.1

User Guide TABLE OF CONTENTS 1.0 INTRODUCTION

..... 14 2 1.0

INTRODUCTION Thank you for purchasing the **TX412B** speaker. At Alto Professional, performance and reliability mean as much to us as they do to y...

lang:en **score:41** filesize: 3.66 M page_count: 15 document date: 2025-03-26



00111815 D concat Musikhaus KirsteinConnect each of your mixer s main outputs to the input on a TX412B loudspeaker Make sure selectors are set Line Connect TX412B manual concatkirstein de docs manuals manual |||

Vielen Dank, dass Sie sich ... 14 2 1.0 INTRODUCTION

Thank you for purchasing the **TX412B** speaker. At Alto Professional, performance and reliability mean as much to us as they do to y...

lang:de score:40 filesize: 4.08 M page_count: 17 document date: 2025-02-13



ALTO PROFESSIONAL UNVEILS TX4 SERIES THE VERSATILE Feb 11 2025 · Designed and Tuned in the USA Precision engineered for reliable live sound performance Feature TX408 TX410 TX412 TX415 TX412B Battery alto tx4 series press release february cdn uc assets prezly 2cd3283f 43b1 44dc aac0

f8a58f2adad3 inline no |||

FOR IMMEDIATE RELEASE ALTO PROFESSIONAL UNVEILS TX4 SERIES: THE
VERSATILE AUDIO SOLUTION High-Perfor ... ptions: Standard speaker pole socket

and monitor angle configurations. Battery-Powered Option: The **TX412B** offers up to ten hours of untethered performance for outdoor and mobile events. Designed and...

lang:en score:27 filesize: 370.97 K page_count: 3 document date: 2025-02-11



Alto TX 412B United States 611771 alto tx412b cutsheet fast images static thomann de pics atg atgdata
document specs |||

TX412B 600-WATT BATTERY-POWERED 12-INCH POWERED LOUDSPEAKER

WITH BLUETOOTH APPLICATIONS Mid to large-sized performance venues Outdoor

performances Mobile sound monitoring for live bands or DJs Bar or Nightclubs House


of worship Gyms FEATURES 600W Ultra-Efficient Class-D amplifiers 300W LF...

lang:en score:25 filesize: 1.97 M page_count: 1 document date: 2025-02-04

Alto Professional unveils the TX4 Series

Donstag, 11. Februar 2025 17:15

Alto Professional TX4 Series



Alto Professional today announces the launch of the TX4 Series of powered loudspeakers and subwoofers delivering premium sound and unmatched versatility. Engineered for reliability, power, and simplicity, the TX4 Series is purpose built to meet the diverse needs of live sound professionals, musicians, DJs, and business owners alike. From intimate gatherings to large-scale events, the TX4 Series excels across a variety of applications, including weddings, restaurants, gym, DJ booths, rehearsal spaces, and small-to-medium venue setups. Each model in the series is precision-tuned in the USA, providing consistent performance in any environment.

"The TX4 Series is the culmination of Alto Professional's commitment to creating reliable, high-quality audio solutions for professionals at every level," said John Bourdais, Director of Product Management at Alto Professional. "Whether it's a mobile DJ set, a gym or rehearsal, or a restaurant installation, the TX4 Series is designed to deliver powerful performance, unmatched versatility, and ease of use for any situation."

Key Features of the TX4 Series:

- **Powerful Amplification:** Up to 700W peak power via ultra-efficient Class-D amplifiers.
- **Flexible Connectivity:** Features a built-in 2-channel mixer for mic, line-level, and Bluetooth 5.0 streaming inputs.
- **Wireless Freedom:** Bluetooth 5.0 streaming and True Wireless Stereo (TWS) linking for synchronized sound across multiple speakers.
- **Mix Output:** Link multiple speakers easily using the mix output.
- **Customizable Sound:** Contour EQ tailored for music or speech applications.
- **Consistent, Wide Coverage:** 80° x 60° wide-dispersion horns ensure consistent sound distribution throughout any venue.

1 / 4

Revised

Alto Professional TX4 Series: Powered Loudspeakers & Subwoofers

Discover the Alto Professional TX4 Series of powered loudspeakers and subwoofers, offering premium sound, versatile connectivity, and robust design for live sound, DJs, musicians, and various venues. Features include Class-D amplification, Bluetooth 5.0, TWS linking, and DSP-based EQ.

lang:en score:21 filesize: 626.59 K page_count: 4 document date: 2025-03-10


INMUSIC BRANDS INC

Declaration on model difference

We the undersigned hereby declare that these models are identical, and all models have the same RF module and antenna, PCB layout, schematic and component, only the model name are different.

Product name	Trademark	FCC ID	Model no.
Bluetooth Speaker 2-WAY BATTERY POWERED LOUDSPEAKER	ALTO	Y40-TX09B	TX09B, TX412B, TX09****, TX412**** **** can be "a-z", "A-Z", "0-9", blank, "-", "+" or any character, symbol, alphanumeric

Sincerely,



Hui Lin
Director of Compliance
INMUSIC BRANDS INC
300 SCIENCE VIEW DRIVE, SUITE 201 CUMBERLAND, Rhode Island, United States 02864

[pdf] Decleration of Conformity

abc Model Difference INMUSIC BRANDS INC TX09B Bluetooth Speaker 2 WAY BATTERY POWERED LOUDSPEAKER Y40 Y40TX09B tx09b

INMUSIC BRANDS INC Declaration on model difference We the undersigned hereby confirm that these mo ... rk FCC ID Model no. Bluetooth Speaker 2-WAY BATTERY POWERED LOUDSPEAKER ALTO Y40-TX09B TX09B, **TX412B**, TX09*****, TX412***** * can be a-z , A-Z , 0-9 , blank, - , or any character, s...

lang:en score:15 filesize: 96.71 K page_count: 1 document date: 2025-01-14