

Manuals+

[Q & A](#) | [Deep Search](#) | [Upload](#)

[manuals.plus](#) /

› [OnePlus](#) /

› [OnePlus 13R Smartphone User Manual](#)

OnePlus CPH2647

OnePlus 13R User Manual

Model: CPH2647

Brand: OnePlus



The OnePlus 13R smartphone in Astral Trail color, showcasing its sleek design and camera module.

1. INTRODUCTION

Welcome to the OnePlus 13R user manual. This guide provides comprehensive instructions for setting up, operating, maintaining, and troubleshooting your new smartphone. The OnePlus 13R is designed to deliver a powerful and seamless user experience, featuring the Snapdragon 8 Gen 3 Mobile Platform, a vibrant 120Hz ProXDR display, and a long-lasting 6000mAh battery. For optimal performance and longevity, please read this manual thoroughly and retain it for future reference.

2. WHAT'S IN THE BOX

Upon unboxing your OnePlus 13R, verify that all the following items are included:

- OnePlus 13R Handset
- 55W SUPERVOOC Charger (Power Adapter)
- USB Data Cable (Type-C)
- SIM Ejector Tool
- Quick Guide
- Safety Guide
- Membership Card
- Brand Sticker
- Welcome Letter



All standard accessories included with the OnePlus 13R for immediate use.

3. INITIAL SETUP

3.1. Inserting SIM Cards

1. Locate the SIM card tray on the side of your device.
2. Insert the SIM ejector tool into the small hole next to the tray and press firmly until the tray pops out.
3. Place your Nano-SIM cards into the designated slots on the tray. Ensure the gold contacts are facing downwards. The OnePlus 13R supports Dual-SIM functionality.
4. Carefully reinsert the SIM card tray into the phone.

3.2. Powering On and Initial Configuration

1. Press and hold the Power button (located on the right side) until the OnePlus logo appears.
2. Follow the on-screen prompts to select your language, connect to a Wi-Fi network, and agree to the terms and conditions.
3. Sign in with your Google account or create a new one.
4. Set up your preferred security methods, including fingerprint unlock and face unlock.
5. Complete the setup wizard to begin using your device.

4. OPERATING YOUR DEVICE

4.1. Display Features

The OnePlus 13R features a 6.78-inch 120Hz ProXDR Display with a resolution of 1264x2780 pixels, offering vivid colors and smooth scrolling. The display supports Aqua Touch 2.0, enhancing touch responsiveness even when the screen is wet. A dedicated Glove Mode is also available for improved usability with gloves.

120Hz ProXDR Display

Dive into vibrant, fluid visuals on a ProXDR display with a 120Hz refresh rate. Enjoy smooth scrolling, vivid colors, and immersive viewing whether you're gaming, watching videos, or browsing.



The 120Hz ProXDR display provides a smooth and immersive viewing experience.

4.2. Performance

Powered by the Snapdragon 8 Gen 3 Mobile Platform and equipped with 12GB of RAM, the OnePlus 13R delivers exceptional speed and efficiency for demanding applications, gaming, and multitasking. The device comes with 256GB of internal storage.

OnePlus 13R



The Snapdragon 8 Gen 3 Mobile Platform ensures powerful and efficient performance.

4.3. Connectivity

The OnePlus 13R supports ultra-fast 5G connectivity and Wi-Fi 7, ensuring reliable and high-speed internet access. It also includes Bluetooth for wireless peripheral connections and dual-band GPS for accurate navigation.

5G Connectivity & Wi-Fi 6

Enjoy ultra-fast 5G speeds and Wi-Fi 7 support, ensuring smooth streaming, quicker downloads, and seamless online experiences, no matter where you are.



Enjoy seamless connectivity with 5G and advanced Wi-Fi capabilities.

4.4. Battery and Charging

Equipped with a large 6000mAh battery, the OnePlus 13R provides extended usage times. The device supports 80W SUPERVOOC fast charging, allowing for rapid power replenishment. The included charger is a 55W SUPERVOOC adapter, which still provides very fast charging speeds.

Long-Lasting 6000mAh Battery

Keep the power flowing with the 6000mAh battery, designed to last through your busiest days without constantly searching for a charger.



The 6000mAh battery ensures long-lasting power for your daily activities.

Super-Fast 55W SuperVOOC Charging

Never worry about low battery again. With 55W SuperVOOC fast charging, power up your OnePlus 13R, so you can stay connected and on the move throughout the day.



Experience rapid charging with SUPERVOOC technology.

4.5. Camera System

The OnePlus 13R features a powerful camera system with a 50MP Sony LYT-700 main sensor with Optical Image Stabilization. It is capable of capturing impressive photos with great color and detail, including 2x optical zoom for distant subjects without losing quality. The front camera is a 16MP sensor, suitable for high-quality selfies and video calls.



Capture high-quality images with the advanced camera system.

4.6. AI Features

The OnePlus 13R integrates various AI-powered features to enhance usability and productivity:

- **Circle to Search:** Quickly search for information on anything on your screen by simply circling it.
- **AI Writing Tools:** Utilize AI to reformat, reword, or generate text for notes, emails, and messages.
- **AI Summary:** Summarize long documents or articles for quick comprehension.
- **AI Photo Editor:** Features like Reflection Eraser help remove unwanted reflections from photos taken through glass.

Your browser does not support the video tag.

Official video demonstrating the AI features of the OnePlus 13R, including AI Notes and Intelligent Search.

4.7. Security

For robust security, the OnePlus 13R offers multiple biometric authentication options:

- **In-display Fingerprint Sensor:** A fast and accurate sensor for quick unlocking. Note: The sensor is placed lower on the screen compared to some previous models, which may require a

slight adjustment in thumb angle for some users.

- **Face Unlock:** Conveniently unlock your device using facial recognition.

4.8. IR Remote

The OnePlus 13R includes an IR (Infrared) remote feature, allowing you to control compatible household appliances such as TVs and air conditioners directly from your phone. This is particularly useful if you misplace your traditional remote controls.

5. MAINTENANCE

5.1. Cleaning Your Device

To keep your OnePlus 13R in optimal condition, regularly clean its surfaces. Use a soft, lint-free cloth. For stubborn smudges, slightly dampen the cloth with water or a screen-safe cleaning solution. Avoid harsh chemicals or abrasive materials.

5.2. Water and Dust Resistance

The OnePlus 13R is rated IP65 for dust and water resistance. This means it is protected against dust ingress and low-pressure water jets from any direction. While it can withstand splashes, it is not designed for submersion in water. Avoid exposing the device to high-pressure water, saltwater, or other liquids.



The IP65 rating provides protection against dust and water splashes.

5.3. Software Updates

Regularly check for and install software updates to ensure your device has the latest features, security patches, and performance improvements. Navigate to Settings > About device > OxygenOS version to check for updates.

6. TROUBLESHOOTING

6.1. Common Issues and Solutions

Issue	Possible Solution
Device not powering on	Ensure the battery is charged. Connect to the charger for at least 15 minutes before attempting to power on.
Screen unresponsive	Perform a forced restart by holding the Power button and Volume Up button simultaneously for about 10 seconds.

Issue	Possible Solution
Poor network signal	Check SIM card insertion. Try restarting the device. Ensure you are in an area with network coverage.
Battery draining quickly	Close background apps. Reduce screen brightness. Disable unnecessary features like GPS or Bluetooth when not in use.
Apps crashing/freezing	Clear app cache (Settings > Apps > [App Name] > Storage > Clear cache). Update the app or reinstall it.

6.2. Factory Reset

If persistent issues occur, a factory reset may be necessary. This will erase all data on your device, so ensure you back up important information before proceeding.

1. Navigate to Settings > System settings > Backup & reset > Reset phone.
2. Select 'Erase all data' and confirm your decision.

7. SPECIFICATIONS

Feature	Detail
Model Name	OnePlus 13R
Item Model Number	CPH2647
Dimensions	6.37 x 2.98 x 0.32 inches
Item Weight	7.3 ounces (206 Grams)
Operating System	Android 15 (OxygenOS 15)
CPU Model	Snapdragon 8 Gen 3
CPU Speed	3.3 GHz
RAM Memory Installed Size	12 GB
Memory Storage Capacity	256 GB
Screen Size	6.78 Inches
Resolution	1264x2780
Refresh Rate	120 Hz
Battery Capacity	6000 mAh (1 Lithium Ion battery included)
Charging	55W SUPERVOOC (80W capable)
Rear Camera	50MP Sony LYT-700 sensor with OIS

Feature	Detail
Front Camera	16MP
Water/Dust Resistance	IP65 Certified
Connectivity Technologies	5G, Wi-Fi 7, Bluetooth
USB Port	USB 2.0 Type-C
Special Features	Dual SIM, IR Remote

8. WARRANTY AND SUPPORT


OnePlus products are covered by a limited warranty from the date of purchase. The specific terms and conditions of the warranty may vary by region. Please refer to the warranty card included in your product packaging or visit the official OnePlus website for detailed warranty information.

For technical support, troubleshooting assistance, or service inquiries, please contact OnePlus customer support through their official website or designated service channels. Have your device's serial number and proof of purchase ready when contacting support.


© 2025 OnePlus. All rights reserved.

OnePlus and OxygenOS are trademarks or registered trademarks of OnePlus Technology (Shenzhen) Co., Ltd.





Related Documents - CPH2647



[OnePlus Nord CE 5 უსაფრთხოებისა და რეგულაციების სახელმძღვანელო](#)
OnePlus Nord CE 5 სმარტფონის უსაფრთხოების, რეგულაციების შესაბამისობის და გარანტიის ყოვლისმომცველი ინფორმაცია.



[OnePlus CPH2647 Quick Guide](#)
Concise and SEO-optimized HTML guide for the OnePlus CPH2647 smartphone, covering welcome information, support contacts, regulatory compliance, SAR values, and hearing aid compatibility.

	<p>Manuel de Service OnePlus 13R (CPH 2645) - Guide de Réparation</p> <p>Manuel de service officiel pour le smartphone OnePlus 13R (CPH 2645), détaillant les procédures de démontage, d'installation, de calibrage, de diagnostic et de mise à jour logicielle pour les techniciens de service.</p>
	<p>OnePlus 2-in-1 SUPERVOOC Cable 8A 1.2M User Guide & Safety</p> <p>Official user guide, safety information, and warranty details for the OnePlus 2-in-1 SUPERVOOC Cable 8A 1.2M (Model DL162). Learn about specifications, charging instructions, and product care.</p>
	<p>OnePlus Nord CE 4 Lite 5G Quick Start Guide - Features, Specs, and Support</p> <p>Get started with your OnePlus Nord CE 4 Lite 5G. This guide covers essential features, technical specifications including radio wave frequencies and SAR values, charging information, and support resources.</p>
	<p>OnePlus CPH2645 Smartphone - Overview and Battery Management Guide</p> <p>Explore the features and battery management of the OnePlus CPH2645 smartphone. Learn about its design, components, and tips for optimizing battery life.</p>