

## Novastar 112-11803-241126-001271

# Novastar Vintage Nautical Lighthouse Pillowcase User Manual

Model: 112-11803-241126-001271

---

## INTRODUCTION

This manual provides essential information for the proper use, care, and maintenance of your Novastar Vintage Nautical Lighthouse Pillowcase. Designed for comfort and durability, this pillowcase features a unique block print design and is suitable for various settings.




Image: The Novastar Vintage Nautical Lighthouse Pillowcase displayed on a sofa, showcasing its design and texture.

## PRODUCT FEATURES

- **Quality Material:** Made from 100% quality polyester, offering a soft, comfortable, breathable, and wrinkle-free texture.
- **Ideal Fit:** Each pillowcase measures 36 inches by 20 inches, designed to fit both standard and king-size pillow inserts.
- **Secure Design:** Features a hidden zipper for easy installation and to securely hold the pillow insert in place, maintaining a neat appearance.
- **Versatile Use:** Suitable for various environments including bedrooms, guest rooms, and living room sofas.
- **Superior Craftsmanship:** Constructed from quality peach skin velvet with fine stitching, ensuring long-lasting durability and aesthetic appeal.





- ✓ Skin-Friendly
- ✓ Breathe Freely
- ✓ Microfiber Fabric

Image: An illustration highlighting the key material benefits of the pillowcase, including its skin-friendly, breathable, and microfiber fabric properties.

## SETUP AND INSTALLATION

1. **Unpack:** Carefully remove the pillowcase from its packaging.
2. **Locate Zipper:** Identify the hidden zipper closure along one edge of the pillowcase.
3. **Insert Pillow:** Gently fold your standard or king-size pillow insert and slide it into the pillowcase. Ensure the pillow is fully expanded within the cover.
4. **Close Zipper:** Carefully close the hidden zipper to secure the pillow insert. The zipper is designed to be discreet for a seamless look.

# Hidden Zipper Design

Hide without revealing, convenient to use and maintain the appearance of the pillowcases



Image: A detailed view of the hidden zipper mechanism, illustrating its discreet integration into the pillowcase design for ease of use and aesthetic appeal.

## USAGE

The Novastar Vintage Nautical Lighthouse Pillowcase is designed for versatile use in various home environments. It serves as a decorative and functional cover for your pillows.

- **Bedding:** Use on your bed for a comfortable and stylish addition to your sleep space.
- **Decorative Accent:** Place on sofas, armchairs, or guest beds to enhance your home decor.
- **Travel:** Its durable and easy-care nature makes it suitable for use as a travel pillow case cover.

## CARE AND MAINTENANCE

Proper care ensures the longevity and appearance of your Novastar pillowcase.

- **Washing:** Machine wash cold on a gentle cycle or hand-wash.
- **Detergent:** Use a mild detergent.
- **Bleach:** Do not bleach.

- **Drying:** Tumble dry low or air dry. Remove promptly to minimize wrinkles.
- **Ironing:** Iron on low heat if necessary.

### TROUBLESHOOTING

If you encounter any issues with your pillowcase, consider the following:

- **Wrinkles:** The pillowcase is designed to be wrinkle-resistant. If wrinkles occur, a light iron on low heat or a quick tumble dry with a damp cloth can help.
- **Zipper Issues:** Ensure the zipper is not forced. If it snags, gently work it back and forth. Avoid overfilling the pillowcase.
- **Fading:** The material is fade-resistant. To maintain color vibrancy, always wash with cold water and avoid direct prolonged exposure to harsh sunlight when drying.

### SPECIFICATIONS

Feature	Detail
Brand	Novastar
Model Number	112-11803-241126-001271
Material	100% Polyester (Peach Skin Velvet)
Dimensions	20 x 36 inches (51 x 92 cm)
Color	Black (Nautical Lighthouse Print)
Special Feature	Fade Resistant, Wrinkle Resistant, Stain Resistant
Closure Type	Hidden Zipper
Care Instructions	Machine Wash Cold / Hand Wash
Number of Items	1



# SIZE CHART




Image: A size chart indicating the dimensions of the pillowcase as 20 inches by 36 inches (51 cm by 92 cm).







## WARRANTY AND SUPPORT

Novastar is committed to providing quality products. For any questions, concerns, or support regarding your Vintage Nautical Lighthouse Pillowcase, please refer to the seller's contact information on the original purchase platform or visit the official Novastar store page. Please retain your proof of purchase for any warranty claims.

For further assistance, you may visit the Novastar Store: [Novastar Store on Amazon](#)

© 2023 Novastar. All rights reserved.

**Related Documents - 112-11803-241126-001271**

	<p><a href="#">NovaStar TB50 Multimedia Player Specifications</a></p> <p>Detailed specifications for the NovaStar TB50 Multimedia Player, covering its features, input/output, performance, appearance, system software, media decoding capabilities, and compliance information.</p>
	<p><a href="#">NovaStar MCTRL660 LED Display Controller User Manual   Features, Operations, Specifications</a></p> <p>Comprehensive user manual for the NovaStar MCTRL660 LED Display Controller. This guide details the device's features, appearance, front and rear panel interfaces, applications, cascading capabilities, home screen interface, menu operations, PC connectivity for gamma adjustment and firmware updates, and technical specifications. Designed for professional LED screen management.</p>
	<p><a href="#">NovaStar TU40 Pro LED Playback Control Processor Specifications</a></p> <p>Detailed specifications for the NovaStar TU40 Pro, an advanced LED playback control processor integrating Android, sending card, and video processing functions for professional LED screen applications. Features include high load capacity, wireless mirroring, advanced image processing, and extensive connectivity.</p>
	<p><a href="#">NovaStar MX40 Pro LED Display Controller User Manual</a></p> <p>Comprehensive user manual for the NovaStar MX40 Pro LED Display Controller, detailing setup, configuration, operation, and specifications for professional LED display management.</p>
	<p><a href="#">NovaStar MX30 LED Display Controller User Manual</a></p> <p>Comprehensive user manual for the NovaStar MX30 LED Display Controller, covering its features, appearance, applications, UI introduction, configuration, display adjustments, device management, system settings, specifications, and load capacity.</p>
	<p><a href="#">NovaStar After-Sales Service and Repair Specification for Overseas Products</a></p> <p>Comprehensive after-sales service and repair specification for NovaStar products sold outside mainland China, detailing warranty policies, repair procedures, and exclusions.</p>