

Kohree KR3712

Kohree Dog Car Seat Cover M: Double Seat Instruction Manual

Model: KR3712

1. INTRODUCTION

This manual provides comprehensive instructions for the proper installation, use, and maintenance of your Kohree Dog Car Seat Cover (M: Double Seat). Designed to protect your vehicle's interior while providing a secure and comfortable space for your pet, this seat cover features a hard bottom for stability and durable, waterproof materials. Please read this manual thoroughly before installation and retain it for future reference.



Image 1.1: The Kohree Dog Car Seat Cover installed in a vehicle, providing a secure space for a pet.

2. SAFETY INFORMATION

To ensure the safety of your pet and vehicle occupants, observe the following guidelines:

- Always secure your pet using a harness and the integrated safety belt provided with the seat cover. Attach the safety belt to your pet's harness, not their collar, to prevent neck injury during sudden stops.
- Ensure the seat cover is properly installed and all straps are securely fastened to prevent shifting during travel.
- Do not allow pets to distract the driver.
- Regularly inspect the seat cover for any damage or wear that could compromise its integrity or your pet's safety.
- Keep small children away from the product during installation to avoid entanglement with straps or buckles.

3. PACKAGE CONTENTS

Verify that all components are present upon opening the package:

- 1 x Kohree Dog Car Seat Cover (M: Double Seat)
- 2 x Removable Thicker PP Plates (pre-installed or separate)
- 1 x Integrated Safety Belt

4. SETUP AND INSTALLATION

Follow these steps to install the Kohree Dog Car Seat Cover:

1. **Prepare the Seat:** Ensure your vehicle's back seat is clean and free of debris.
2. **Insert Anti-Slip Accessories:** Locate the anti-slip accessories (anchors) on the seat cover. Insert these into the seams between the seat back and seat cushion to secure the cover in place.
3. **Attach Headrest Straps:** Loop the adjustable buckles around both the front and rear headrests. Adjust the strap lengths to ensure a snug fit, then fasten the buckles.
4. **Secure Side Panels:** Zip up the side zippers and secure the four corners using the Velcro strips to form the protective enclosure.
5. **Install Hard Bottom Plates:** If not pre-installed, insert the two thicker PP plates into the designated pockets at the bottom of the seat cover to create a sturdy, flat surface.
6. **Final Adjustments:** Ensure all straps are taut and the cover is stable. The installation is complete.



Image 4.1: Step-by-step installation guide for the Kohree Dog Car Seat Cover.

5. FEATURES

The Kohree Dog Car Seat Cover is designed with several features for pet comfort and vehicle protection:

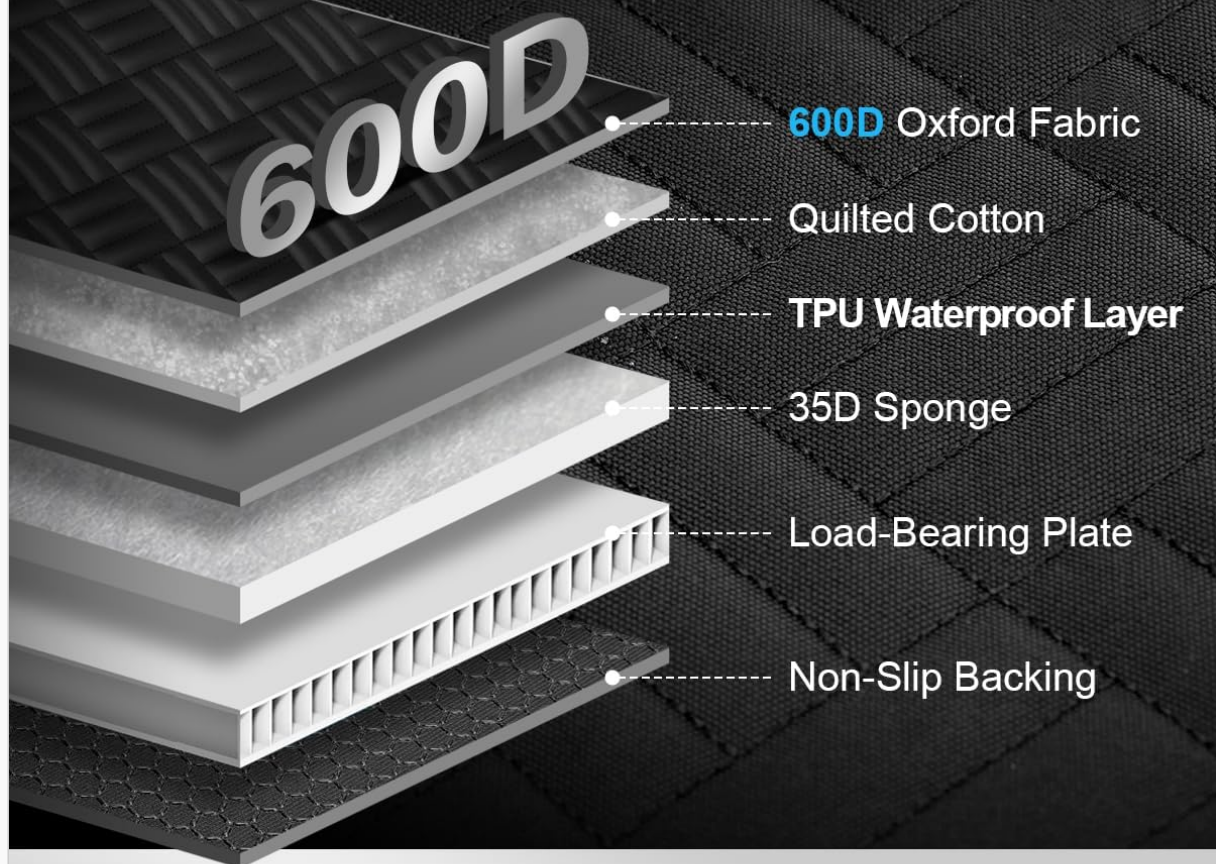
- **Reinforced Hard Bottom:** Equipped with two removable thicker PP plates, providing a stable and sturdy platform for pets, capable of supporting up to 400 lbs. This prevents sagging and offers a comfortable resting area.
- **Durable 600D Oxford Fabric:** Constructed from high-quality 600D Oxford fabric, offering waterproof and scratch-resistant properties to protect your car seats from spills, dirt, and pet claws.
- **Pet-Friendly Design:** Includes breathable mesh windows for air circulation and visibility, and multiple storage pockets for pet essentials like toys, leashes, and collapsible bowls.
- **Integrated Safety Belt:** A built-in safety belt is included to secure your pet's harness, preventing them from falling or moving excessively during transit.

- **Passenger Compatibility:** The M: Double Seat size allows for a passenger or baby seat to occupy the adjacent seat while the dog car seat cover is in use.
- **Upgraded Zippers and Buckles:** Features smooth, durable zippers and ergonomically designed buckle strap lengths for ease of use and enhanced longevity.




Image 5.1: Illustration of the upgraded thicker board for a hard and sturdy bottom.

600D WELL-BUILT OXFORD FABRIC



Waterproof



Scratch-proof

Image 5.2: Detailed view of the 600D Oxford fabric construction and its protective properties.

PET-FRIENDLY DESIGN




Image 5.3: Pet-friendly design showcasing breathable mesh and storage pockets.

MORE PLACE FOR PASSENGER



Image 5.4: The seat cover's design allows for a passenger or baby seat in the adjacent position.

WE CARE FOR DETAILS




Image 5.5: Detailed view of the breathable mesh, upgraded zippers, adjustable buckle, and organizer bag.

6. USAGE AND OPERATION

Once installed, the Kohree Dog Car Seat Cover provides a dedicated space for your pet. Ensure your pet is comfortable and secure before driving.

- **Pet Entry:** Guide your pet into the seat cover. The zippered side panels can be partially opened for easier entry and exit if needed.
- **Securing Your Pet:** Attach your pet's harness to the integrated safety belt. Adjust the belt length to allow for comfortable movement while preventing excessive roaming.
- **Utilizing Storage:** Use the mesh storage pockets to keep pet essentials organized and easily accessible during travel.
- **Ventilation:** The breathable mesh panels contribute to air circulation, helping to keep your pet cool and comfortable.

7. CLEANING AND MAINTENANCE

Regular cleaning and maintenance will extend the life of your seat cover and ensure a hygienic environment for your pet.

- **Spot Cleaning:** For minor spills or dirt, wipe the surface with a damp cloth or wet towel. The waterproof fabric prevents liquids from soaking through.
- **Removing Pet Hair:** Use a vacuum cleaner or a pet hair remover tool to easily collect loose pet hair from the fabric surface.
- **Deep Cleaning:** For more thorough cleaning, the seat cover can be removed from the vehicle. Hand wash with mild soap and water, then air dry completely. Do not machine wash or tumble dry.
- **Storage:** When not in use, the seat cover can be easily folded flat for compact storage.

USER-FRIENDLY SEAT COVER



Image 7.1: User-friendly cleaning methods for the seat cover.

8. TROUBLESHOOTING

If you encounter any issues, refer to the following common problems and solutions:

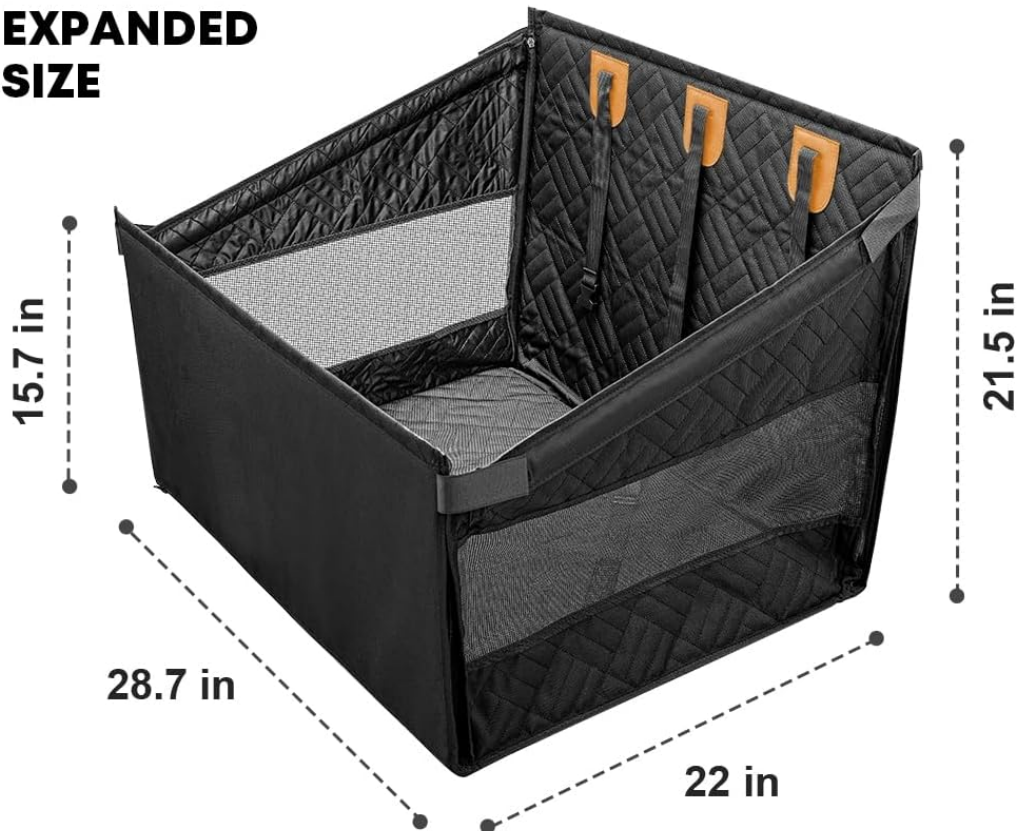
- Issue:** Seat cover is not stable or sags.
Solution: Ensure the anti-slip anchors are properly inserted into the seat crease. Verify that the headrest straps are tightly adjusted and the hard bottom plates are correctly positioned.
- Issue:** Pet hair is difficult to remove.
Solution: Use a strong vacuum cleaner with an upholstery attachment or a specialized pet hair removal brush. For stubborn hair, a damp rubber glove can also be effective.
- Issue:** Zippers are stiff.
Solution: Apply a small amount of zipper lubricant or a graphite pencil to the zipper teeth to improve smoothness. Avoid forcing the zipper.

9. SPECIFICATIONS

Attribute	Detail
Model Number	KR3712
Dimensions (Expanded)	28.7 in (Length) x 22 in (Width) x 21.5 in (Height)
Material	600D Oxford Fabric
Color	Black
Weight Capacity	Up to 400 lbs
Compatibility	Universal Fit for Cars, SUVs, Trucks
Special Features	Hard Bottom, Waterproof, Scratch-Resistant, Breathable Mesh, Storage Pockets, Integrated Safety Belt

UNIVERSAL SIZE

EXPANDED SIZE



FIT FOR



CAR



SUV



TRUCK

Image 9.1: Product dimensions and vehicle compatibility.

DIFFERENCE BETWEEN 3 DOG BACK SEAT COVERS




	PRODUCT SIZE	DIMENSION	SPACE OCCUPIED
	S	22"x22"x21.5"	1 SEAT
	M	28.7"x22"x21.5"	2 SEATS
	L	50.8"x24"	WHOLE BACK SEAT




Image 9.2: Size comparison for Kohree dog back seat covers.




10. WARRANTY AND SUPPORT

Kohree products are manufactured with quality and customer satisfaction in mind. For specific warranty details, product support, or to inquire about replacement parts, please refer to the contact information provided with your purchase or visit the official Kohree website. Please have your model number (KR3712) available when contacting support.

© 2025 Kohree. All rights reserved.

Related Documents - KR3712

	<p>KOHREE HY1704 RV Leveler User Manual and Technical Specifications</p> <p>This document provides instructions and technical details for the KOHREE HY1704 RV Leveler, including setup, usage, and FCC compliance information.</p>
	<p>KOHREE Car Refrigerator User Manual: Features, Operation, and Troubleshooting</p> <p>Comprehensive user manual for the KOHREE Car Refrigerator with Compressor. Learn about its features, installation, operation, temperature settings, battery protection, troubleshooting, and warranty information.</p>
	<p>KOHREE Car Refrigerator User Manual</p> <p>Comprehensive user manual for the KOHREE Car Refrigerator, detailing its features, operation, installation, troubleshooting, and warranty information. Suitable for trucks, RVs, camping, and household use.</p>

	<p>KOHREE Car Refrigerator User Manual: Features, Operation, and Troubleshooting Guide</p> <p>Explore the KOHREE Car Refrigerator user manual for detailed information on its features, operation, safety guidelines, troubleshooting tips, and warranty. Learn how to use your portable dual-zone cooler effectively for travel and home.</p>
	<p>KOHREE HY1704 RV Leveler User Manual and Technical Specifications</p> <p>This document provides instructions and technical details for the KOHREE HY1704 RV Leveler, including setup, usage, and FCC compliance information.</p>
	<p>KOHREE Car Refrigerator User Manual: Features, Operation, and Troubleshooting</p> <p>Comprehensive user manual for the KOHREE Car Refrigerator with Compressor. Learn about its features, installation, operation, temperature settings, battery protection, troubleshooting, and warranty information.</p>