

## OnePlus CPH2655

# OnePlus 13 User Manual

Comprehensive guide for your OnePlus 13 smartphone, featuring Snapdragon 8 Elite, Hasselblad Camera, and advanced charging capabilities.

## 1. INTRODUCTION

The OnePlus 13 is a cutting-edge unlocked Android smartphone designed for exceptional performance and user experience. Powered by the latest Qualcomm Snapdragon 8 Elite chipset and equipped with up to 16GB of RAM and 512GB of storage, it delivers lightning-fast speeds and seamless multitasking. Its 120Hz Super Fluid AMOLED display with Dynamic Refresh Rate offers vibrant colors and ultra-smooth visuals. The device features an advanced 5th Generation Hasselblad Camera System for stunning photography and supports 80W SUPERVOOC fast charging and 50W AIRVOOC wireless charging for rapid power-ups. Running on OxygenOS 15, the OnePlus 13 provides a smarter, more intuitive smartphone experience.



The OnePlus 13 in Midnight Ocean color, showcasing its sleek design and prominent camera module.

Your browser does not support the video tag.

An official video highlighting the overall features and design of the One Plus 13.

## 2. WHAT'S IN THE BOX

Upon unboxing your OnePlus 13, please ensure all components are present:

- Handset
- Charger (80W SUPERVOOC power adapter)
- USB data cable (Type-C)

- SIM ejector tool
- Quick Guide
- Safety Guide
- Membership card
- Brand sticker
- Welcome Letter



All items included in the OnePlus 13 retail packaging.

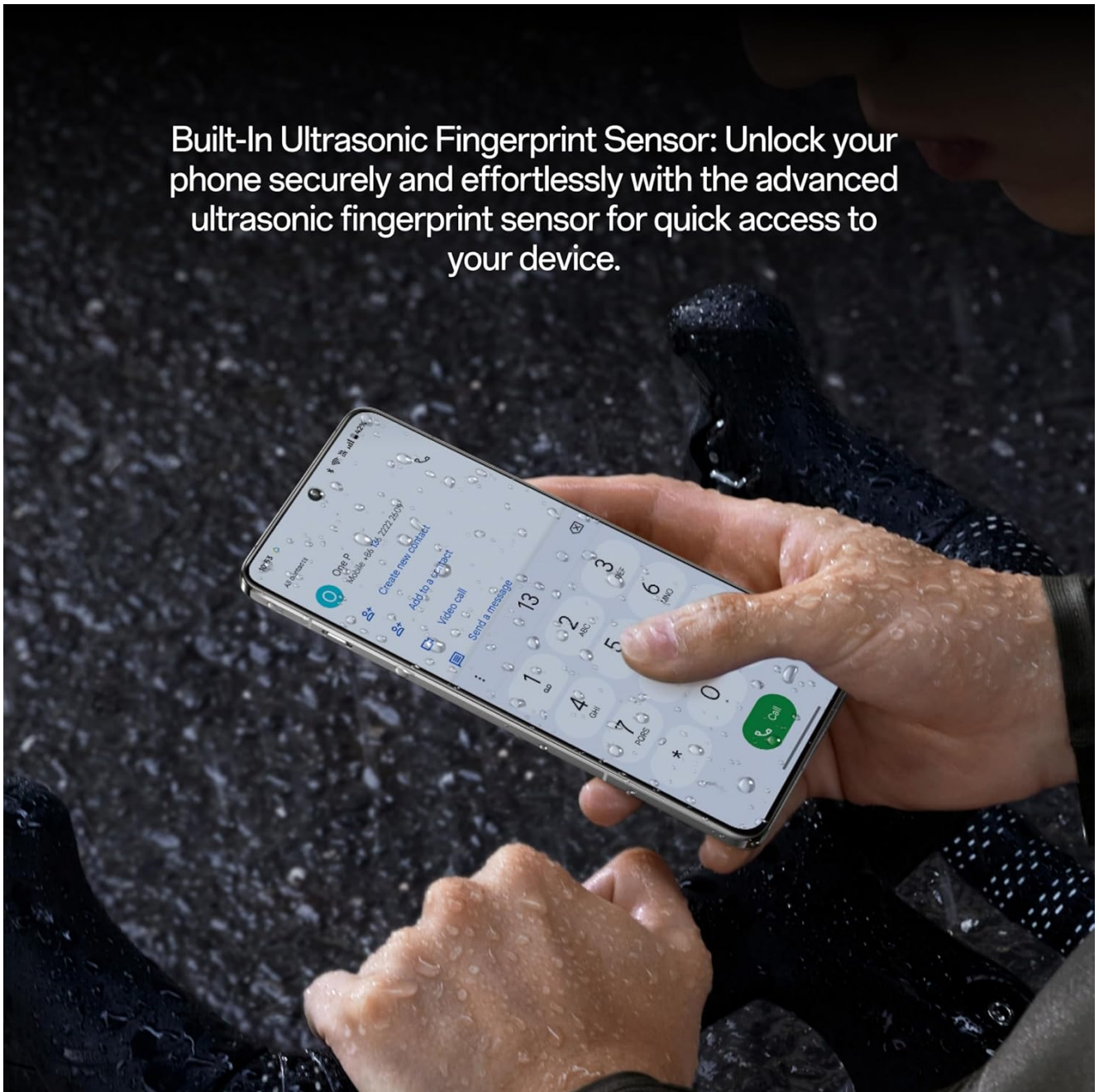
### 3. SETUP

1. **Power On:** Press and hold the Power button (located on the right side) until the OnePlus logo appears.
2. **Initial Setup:** Follow the on-screen prompts to select your language, connect to Wi-Fi, and set up your Google account.
3. **Insert SIM Card:** Use the provided SIM ejector tool to open the SIM tray. Insert your Nano-SIM card(s) into the tray and reinsert it into the phone. The OnePlus 13 supports Dual SIM functionality.
4. **Fingerprint Setup:** Configure the built-in ultrasonic fingerprint sensor for secure and effortless unlocking. Navigate to Settings > Security & lock screen > Fingerprint to add your fingerprints.
5. **Charge Battery:** For optimal performance, fully charge your device using the included 80W SUPERVOOC charger and USB data cable.



Side view of the OnePlus 13, highlighting the power and volume buttons.

**Built-In Ultrasonic Fingerprint Sensor:** Unlock your phone securely and effortlessly with the advanced ultrasonic fingerprint sensor for quick access to your device.



The OnePlus 13 features Aqua Touch technology, allowing for seamless interaction even with wet hands.

## 4. OPERATING YOUR DEVICE

### Display and Navigation

The OnePlus 13 features a stunning 120Hz ProXDR display, offering a smooth and responsive touch experience. Navigate through OxygenOS 15 using intuitive gestures or traditional navigation buttons. The display's Dynamic Refresh Rate optimizes power consumption while providing fluid visuals.



Stunning 120Hz ProXDR Display: Experience vibrant colors and ultra-smooth visuals on a QHD+ ProXDR display with a 120Hz refresh rate, perfect for gaming, streaming, and everyday use.




The vibrant 120Hz ProXDR display of the OnePlus 13.

## Camera System

Capture professional-grade photos and videos with the 5th Generation Hasselblad Camera System. The advanced triple-camera setup, including a 50MP main lens, ensures breathtaking detail in any lighting condition. Explore various shooting modes like Portrait, Night, and Pro mode for enhanced creativity.

5th Gen Hasselblad Camera System: Capture every moment in breathtaking detail with the advanced triple-camera setup featuring a all round 50MP lens for stunning photos and videos, day or night.



The sophisticated 5th Generation Hasselblad Camera System on the OnePlus 13.



Utilizing the OnePlus 13's camera for capturing moments.

Your browser does not support the video tag.

Official video showcasing the camera capabilities of the OnePlus 13.

Your browser does not support the video tag.

Learn how to shoot like a pro with the OnePlus 13's intuitive camera features.

Your browser does not support the video tag.

Demonstration of the OnePlus 13's camera performance in various scenarios.

## Performance

The Snapdragon 8 Elite processor ensures exceptional speed and efficiency for all your tasks, from gaming to productivity. With 16GB RAM, the OnePlus 13 handles demanding applications and multitasking with ease.



Lightning-Fast Snapdragon 8 Elite Processor:  
Powered by the latest Qualcomm Snapdragon 8  
Elite chipset, enjoy exceptional speed, efficiency,  
and performance for gaming, multitasking, and  
productivity.



The powerful Snapdragon 8 Elite processor and 16GB RAM inside the OnePlus 13.

## Charging

The massive 6000mAh battery provides all-day power. Utilize 80W SUPERVOOC fast charging for incredibly quick wired charging, or enjoy the convenience of 50W AIRVOOC wireless charging.

## 5. MAINTENANCE

To ensure the longevity and optimal performance of your OnePlus 13, follow these maintenance guidelines:

- **Cleaning:** Use a soft, lint-free cloth to clean the screen and body. Avoid abrasive materials or harsh chemicals.
- **Software Updates:** Regularly check for and install system updates to ensure your device has the latest features, security patches, and performance improvements.
- **Battery Care:** Avoid extreme temperatures. While the device supports fast charging, occasional slower charging can help prolong battery life.
- **Water and Dust Resistance:** The OnePlus 13 boasts an IP69 rating, providing superior protection against dust, dirt, and water. While highly resistant, avoid intentional submersion or exposure to high-pressure water jets.

IP69 Water and Dust Resistance: The OnePlus 13 is built to withstand the elements with an IP69 rating, offering superior protection against dust, dirt, and water. Whether you're caught in the rain or working in harsh environments, your device remains safe and fully functional.



The OnePlus 13 is built with IP69 water and dust resistance for enhanced durability.





The OnePlus 13 is designed to withstand splashes and dust, making it suitable for various environments.

## 6. TROUBLESHOOTING

---

If you encounter issues with your OnePlus 13, try the following common troubleshooting steps:

- **Restart Device:** A simple restart can often resolve minor software glitches.
- **Check Connections:** Ensure Wi-Fi, Bluetooth, and mobile data connections are active and stable if experiencing connectivity issues.
- **Clear Cache:** For app-specific issues, try clearing the app's cache (Settings > Apps > [App Name] > Storage > Clear cache).
- **Software Update:** Verify that your device is running the latest software version.
- **Factory Reset:** As a last resort, you may perform a factory reset (Settings > System > Reset options > Erase all data). **Warning: This will erase all data on your device. Back up important data before proceeding.**

## 7. SPECIFICATIONS


---

Feature	Detail
Model Name	OnePlus 13 (CPH2655)
Operating System	Android 15 (OxygenOS 15)
Processor	Snapdragon 8 Elite (4.32 GHz CPU Speed)
RAM	16 GB
Storage	512 GB
Display Size	6.82 Inches
Display Resolution	2K DCI 1080p
Refresh Rate	120 Hz
Camera System	5th Gen Hasselblad Camera (Rear, Front)
Battery Capacity	6000 mAh
Charging	80W SUPERVOOC Fast Charging, 50W AIRVOOC Wireless Charging
Dimensions	6.41 x 3.01 x 0.35 inches
Weight	7.4 ounces (210 Grams)
Connectivity	Bluetooth, Dual band GPS, WLAN positioning, cellular network positioning
Special Features	Dual SIM, Wireless Charging, Built-In Ultrasonic Fingerprint Sensor
Water Resistance	IP69 Rated

## 8. WARRANTY AND SUPPORT

Your OnePlus 13 comes with a standard manufacturer's warranty. For detailed warranty information, technical support, or service inquiries, please visit the official OnePlus support website or contact their customer service. Keep your proof of purchase for warranty claims. For more information and support, visit the [Official OnePlus Store](#).

### Related Documents - CPH2655

	<p><a href="#">OnePlus AIRVOOC 50W Magnetic Charger User Manual</a></p> <p>User manual for the OnePlus AIRVOOC 50W Magnetic Charger (Model OAWV08), detailing product specifications, installation, operation, indicator lights, safety precautions, regulatory compliance, and warranty information.</p>
---	---



	<p><a href="#">OnePlus SUPERVOOC 80W Dual Ports GaN Power Adapter Kit User Manual</a></p> <p>This document provides information about the OnePlus SUPERVOOC 80W Dual Ports GaN Power Adapter Kit, including specifications, packing list, warranty information, and safety guidelines. It is available in multiple languages.</p>
	<p><a href="#">OnePlus SUPERVOOC 80W Dual Ports GaN Power Adapter Kit   Specifications &amp; Safety</a></p> <p>Detailed specifications, safety guidelines, and warranty information for the OnePlus SUPERVOOC 80W Dual Ports GaN Power Adapter Kit (Model: OSAB7CF3AY).</p>
	<p><a href="#">OnePlus Nord CE 5 უსაფრთხოებისა და რეგულაციების სახელმძღვანელო</a></p> <p>OnePlus Nord CE 5 სმარტფონის უსაფრთხოების, რეგულაციების შესაბამისობის და გარანტიის ყოვლისმომცველი ინფორმაცია.</p>
	<p><a href="#">OnePlus SUPERVOOC 80W Car Charger User Manual</a></p> <p>Official user manual for the OnePlus SUPERVOOC 80W Car Charger (Model CCB7JACH), providing product overview, specifications, functions, safety guidelines, and warranty information.</p>
	<p><a href="#">OnePlus 2-in-1 SUPERVOOC Cable 8A 1.2M User Guide &amp; Safety</a></p> <p>Official user guide, safety information, and warranty details for the OnePlus 2-in-1 SUPERVOOC Cable 8A 1.2M (Model DL162). Learn about specifications, charging instructions, and product care.</p>