

Urbanista 1038102

Urbanista Copenhagen 2 Wireless Bluetooth In-Ear Headphones User Manual

Model: 1038102

INTRODUCTION

Thank you for choosing the Urbanista Copenhagen 2 Wireless Bluetooth In-Ear Headphones. This manual provides detailed instructions for setting up, operating, and maintaining your new headphones. The Copenhagen 2 headphones feature 12mm dynamic drivers for powerful audio, Bluetooth 5.4 connectivity, Environmental Noise Cancellation (ENC) for clear calls, adjustable EQ settings via the Urbanista app, and an IPX4 waterproof rating.



Image Description: A pair of black Urbanista Copenhagen 2 wireless earbuds are shown above their matching black charging case. The earbuds are positioned upright, showcasing their sleek design and the Urbanista logo on the stems. The charging case is closed, with four white LED indicator lights visible on the front, indicating battery status.

WHAT'S IN THE BOX

Your Urbanista Copenhagen 2 package typically includes:

- Urbanista Copenhagen 2 Wireless Earbuds (Left and Right)
- Charging Case
- USB-C Charging Cable
- User Manual and Safety Information



Image Description: An overhead view of the black Urbanista Copenhagen 2 charging case with its lid open, revealing the two black earbuds nestled inside their respective charging cradles. Four white LED lights are illuminated on the front edge of the case, indicating its charge level.

SETUP

1. Charging the Headphones and Case

Before first use, fully charge the Copenhagen 2 headphones and charging case.

1. Place the earbuds into the charging case.
2. Connect the USB-C charging cable to the charging port on the case and to a power source.
3. The LED indicators on the case will show the charging status. A full charge provides up to 36 hours of total playtime, with 7 hours from a single earbud charge. A 10-minute fast charge provides 2 hours of playtime.

36 HOURS TOTAL PLAYTIME



7 HOURS
PLAYTIME
SINGLE CHARGE



FAST CHARGE

Image Description: A graphic illustrating the battery life of the Urbanista Copenhagen 2 headphones. It shows the earbuds inside their open charging case, with text indicating "36 HOURS TOTAL PLAYTIME" and "7 HOURS PLAYTIME SINGLE CHARGE". Below this, a battery icon with three bars and text "FAST CHARGE" highlights the quick charging capability.

2. Pairing with a Bluetooth Device

The Copenhagen 2 headphones use Bluetooth 5.4 for a stable connection.

1. Open the charging case. The earbuds will automatically enter pairing mode (LEDs on earbuds may flash).
2. On your device (smartphone, tablet, computer), go to Bluetooth settings.
3. Select "Urbanista Copenhagen 2" from the list of available devices.
4. Once connected, you will hear an audio confirmation, and the earbud LEDs will stop flashing.

3. Urbanista Audio App (Optional)

Download the Urbanista Audio app from your device's app store to customize your listening experience with EQ presets and other settings.

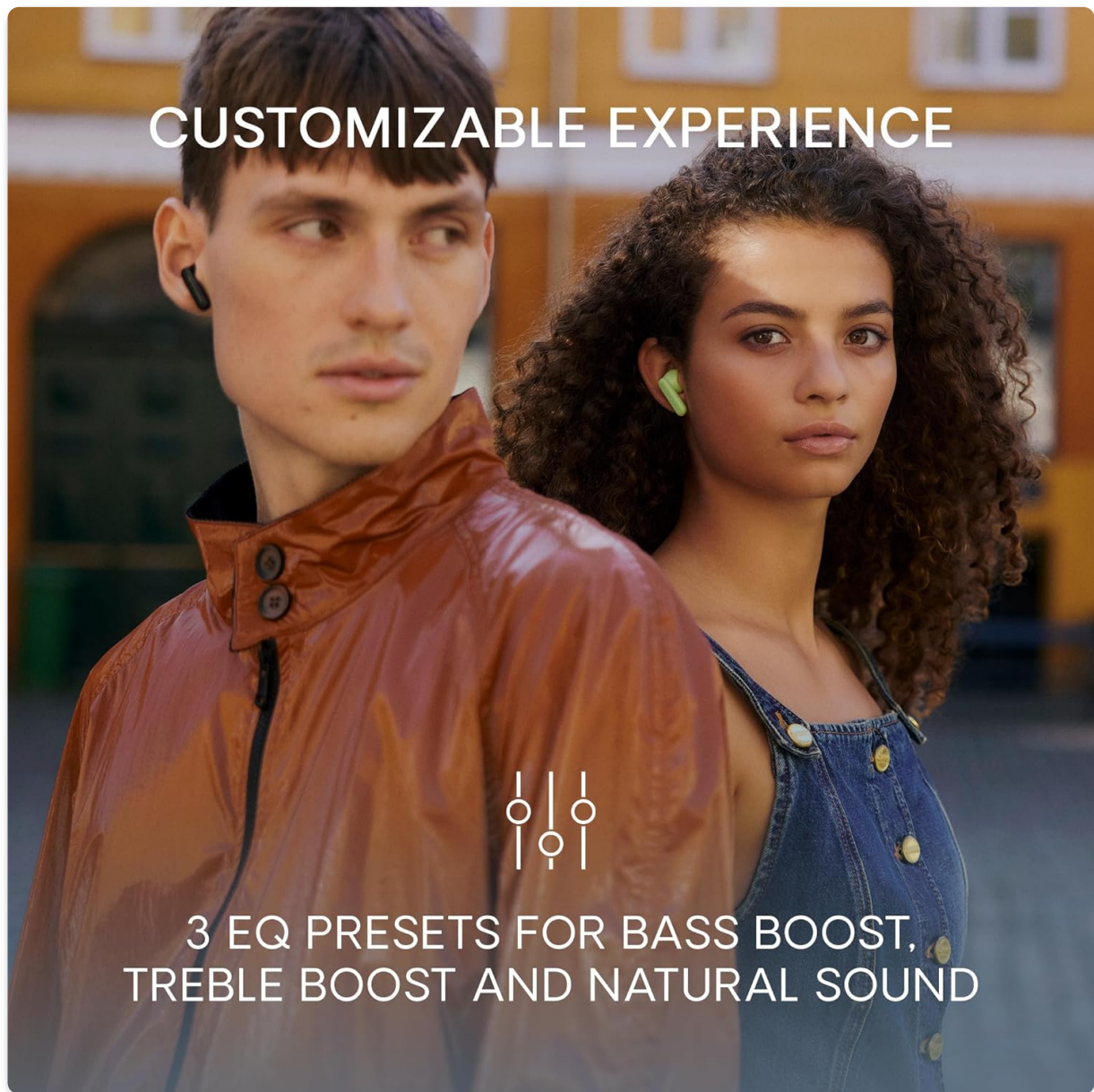


Image Description: A lifestyle image showing a man and a woman, both wearing Urbanista Copenhagen 2 earbuds, looking towards the viewer. Overlaid text reads "CUSTOMIZABLE EXPERIENCE" and "3 EQ PRESETS FOR BASS BOOST, TREBLE BOOST AND NATURAL SOUND", with an equalizer icon, indicating the app's functionality.

OPERATING INSTRUCTIONS

Touch Controls

The Copenhagen 2 headphones feature intuitive touch controls on each earbud.

- **Play/Pause:** Single tap on either earbud.
- **Next Track:** Double tap on the right earbud.
- **Previous Track:** Double tap on the left earbud.
- **Volume Up:** Triple tap on the right earbud.
- **Volume Down:** Triple tap on the left earbud.
- **Answer/End Call:** Single tap on either earbud.
- **Reject Call:** Press and hold either earbud for 2 seconds.
- **Activate Voice Assistant (Siri/Google Assistant):** Press and hold either earbud for 3 seconds.

EFFORTLESS COMFORT

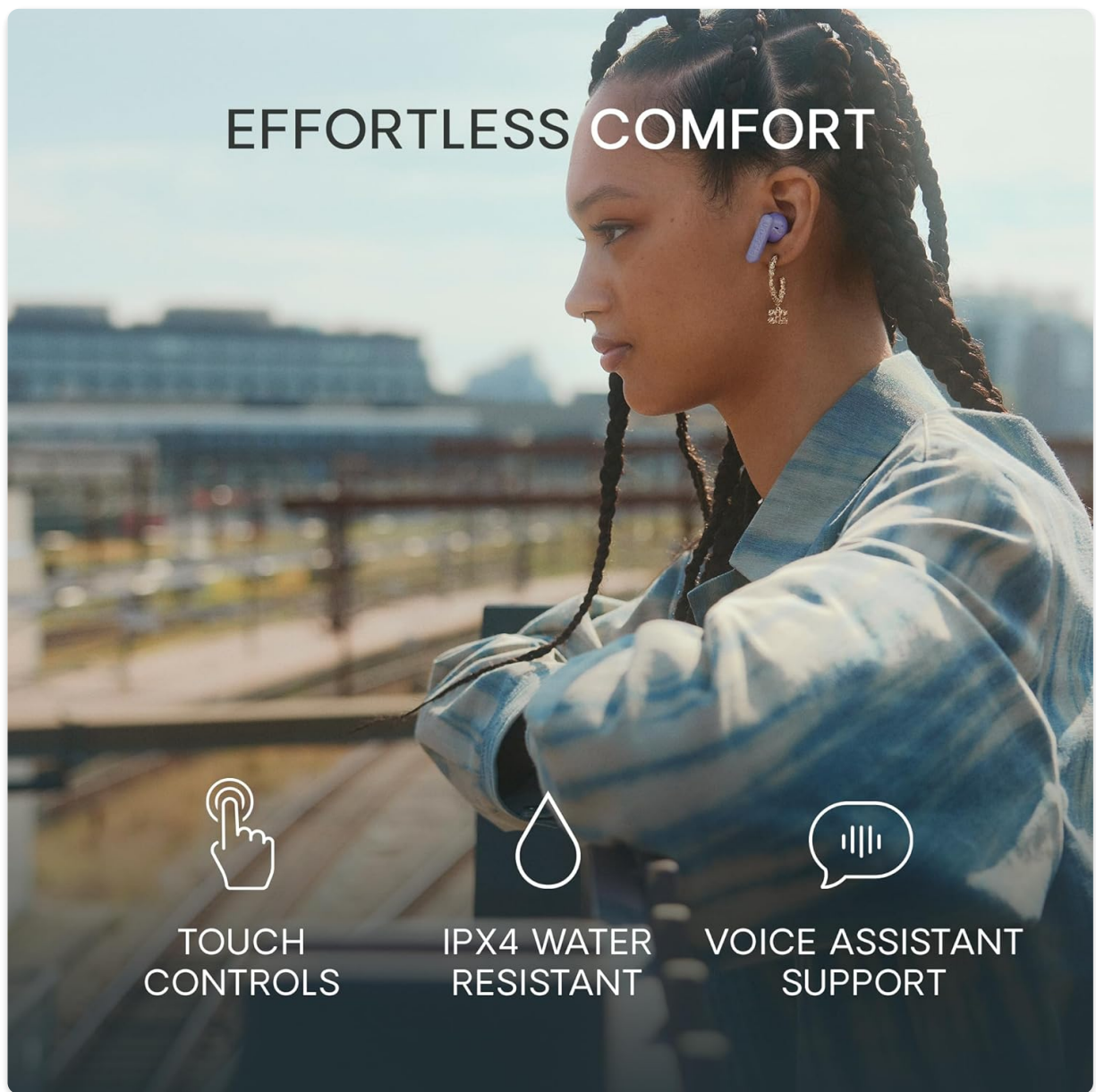


Image Description: A woman wearing a purple Urbanista Copenhagen 2 earbud is shown in profile, looking out over a city landscape. Icons and text overlay indicate key features: "TOUCH CONTROLS", "IPX4 WATER RESISTANT", and "VOICE ASSISTANT SUPPORT".

Multi-Point Connection

The Copenhagen 2 supports multi-point connection, allowing you to connect to two devices simultaneously (e.g., a laptop and a smartphone).

1. Pair the headphones with your first device as described in the "Pairing" section.
2. Disconnect the headphones from the first device's Bluetooth settings.
3. Pair the headphones with your second device.
4. Reconnect the headphones to the first device from its Bluetooth settings. The headphones should now be connected to both devices.

FUNCTION WITH STYLE



BLUETOOTH
MULTIPOINT



4 MICS FOR
CRYSTAL CLEAR CALLS

Image Description: A black Urbanista Copenhagen 2 earbud and its charging case are displayed on a dark background. Icons below illustrate key features: "BLUETOOTH MULTIPOINT" with a laptop and phone icon, and "4 MICS FOR CRYSTAL CLEAR CALLS" with a microphone icon, emphasizing connectivity and call quality.

MAINTENANCE

Cleaning

Regular cleaning helps maintain sound quality and hygiene.

- Gently wipe the earbuds and charging case with a soft, dry, lint-free cloth.
- Do not use harsh chemicals, cleaning sprays, or abrasive materials.
- Ensure charging contacts on both earbuds and case are clean and dry.

Water Resistance (IPX4)

The Copenhagen 2 headphones are rated IPX4, meaning they are resistant to splashing water from any direction. This makes them suitable for workouts and light rain.

- Do not submerge the headphones in water.
- Ensure the earbuds are dry before placing them back into the charging case to prevent damage.

Storage

Store the headphones in their charging case when not in use to protect them and keep them charged. Avoid extreme temperatures.

TROUBLESHOOTING

Problem	Possible Solution
Earbuds not pairing with device	<ul style="list-style-type: none">• Ensure earbuds are charged and out of the case.• Turn off Bluetooth on your device and turn it back on.• Forget "Urbanista Copenhagen 2" from your device's Bluetooth list and try pairing again.• Try pairing with another device to rule out device-specific issues.
No sound from one or both earbuds	<ul style="list-style-type: none">• Check volume levels on both the earbuds (via touch controls) and your connected device.• Ensure earbuds are properly seated in your ears.• Reconnect the earbuds to your device.• Clean the earbud speaker mesh for any obstructions.
Charging issues	<ul style="list-style-type: none">• Ensure the USB-C cable is securely connected to both the case and the power source.• Try a different USB-C cable and/or power adapter.• Clean the charging contacts on both the earbuds and inside the case.
Urbanista App not connecting	<ul style="list-style-type: none">• Ensure your earbuds are connected to your phone via Bluetooth.• Close and reopen the Urbanista Audio app.• Check for app updates in your device's app store.• Restart your phone.

Factory Reset

If you experience persistent issues, a factory reset may resolve them. Refer to the official Urbanista website or the full digital manual for specific factory reset instructions for the Copenhagen 2 model, as this procedure can vary.

SPECIFICATIONS

Model Name	Copenhagen 2
Model Number	1038102
Brand	Urbanista
Connectivity	Wireless (Bluetooth 5.4)

Driver Size	12 mm Dynamic Drivers
Playtime (Single Charge)	Up to 7 hours
Total Playtime (with Case)	Up to 36 hours
Fast Charge	10 minutes for 2 hours playtime
Water Resistance	IPX4 (Splash resistant)
Microphones	ENC Noise Reduction for clear calls
App Support	Urbanista Audio App (Adjustable EQ presets)
Product Dimensions	3.5 x 10.1 x 11.1 cm; 110 g
Battery Type	Lithium Ion (required)



WARRANTY INFORMATION



Urbanista products are covered by a manufacturer's warranty. For specific details regarding the warranty period and terms for your Copenhagen 2 headphones, please refer to the warranty card included in your product packaging or visit the official Urbanista website. Keep your proof of purchase for warranty claims.

SUPPORT


For further assistance, frequently asked questions, or to contact customer support, please visit the official Urbanista support page: [Urbanista Support](#)
You can also find the latest firmware updates and detailed digital manuals on their website.

Related Documents

	Urbanista Copenhagen 2 Quick Start Guide Concise guide to setting up and using Urbanista Copenhagen 2 true wireless earbuds, covering charging, pairing, touch controls, and multipoint activation.
	Urbanista London True Wireless ANC Earbuds: User Manual & Guide Comprehensive user manual for Urbanista London True Wireless ANC earbuds. Learn about pairing, controls, charging, safety, warranty, and regulatory information.

<div><div>COPENHAGEN</div><div>MANUAL</div><div></div><div>urbanista</div></div>	<div>Urbanista Copenhagen User Manual</div> <div>Comprehensive user manual for the Urbanista Copenhagen wireless earbuds, covering setup, controls, charging, and troubleshooting.</div>
<div><div>STOCKHOLM PLUS</div><div>TRUE WIRELESS</div><div></div><div>MANUAL</div></div>	<div>Urbanista Stockholm Plus True Wireless Earbuds Manual</div> <div>User manual for the Urbanista Stockholm Plus True Wireless Earbuds, covering pairing, resetting, controls, charging, and warranty information.</div>

Documents - Urbanista – 1038102



urbanista

TWS COPENHAGEN 2 MIDNIGHT BLACK

True wireless earbuds

REF: UR-1038102

SKU: 7350088305249

EXISTS IN: BLACK, PURPLE, WHITE

DESCRIPTION :

Discover the Urbanista Copenhagen 2, a new version of one of their most popular products. These wireless earbuds are their latest creation and the most stylish, inspired by the city known as the capital of Scandi cool. They come with exciting updates: enhanced features, Bluetooth multipoint connectivity, extended playtime up to an impressive 36 hours, and a new selection of modern colors. And all this, at an even better price. Tune in with style using Urbanista Copenhagen 2.

STRENGTHS :

- Noise reducing microphones
- Playtime total 36 hours
- Bluetooth multipoint
- IPX4 water resistant
- Touch controls
- EQ presets

CHARACTERISTICS :

- Total 4 microphones with 2 on each side
- Microphone type MEMS
- Driver type 12 mm dynamic, moving coil
- Driver sensitivity 115±3 dB SPL/mW at 1kHz
- Driver impedance 32 Ohm at 5 Hz
- Frequency response 20 Hz-20,000 Hz
- Bluetooth® version 5.4

[\[pdf\]](#) Catalog

TWS COPENHAGEN 2 MIDNIGHT BLACK Tiloli дня назад — These wireless earbuds are their latest creation and the most stylish inspired by city known as capital of Scandi cool They come with exciting id 9883 tiloli catalog |||

TWS COPENHAGEN 2 MIDNIGHT BLACK True wireless earbuds REF : UR**1038102** EAN : 7350088305249 EXISTS IN : BLACK, PURPLE, WHITE DESCRIPTION : Discover the Urbanista Copenhagen 2, a new version of one of their most popular products. These wireless earbuds are their latest creation and the most stylish, i... lang:en score:20 filesize: 39.11 K page_count: 2 document date: 2025-03-27