

[Manuals.plus](#) /

> [Ruitutedianzi](#) /

> SX91 Live Sound Card USB Sound Mixer Professional Audio Mixing Console Amplifier User Manual

## Ruitutedianzi 500766258

# SX91 Live Sound Card USB Sound Mixer User Manual

Model: 500766258 | Brand: Ruitutedianzi

## 1. INTRODUCTION

---

The SX91 Live Sound Card is a professional audio mixing console and amplifier designed for live singing, PC, laptop, and cellphone use. It integrates advanced features such as one-click noise reduction, intelligent evasion, and various sound effects to enhance your audio experience for live streaming and karaoke.

## 2. SAFETY INFORMATION

---

- Do not expose the device to water or excessive moisture.
- Avoid extreme temperatures.
- Do not disassemble or attempt to repair the device yourself. Refer to qualified service personnel.
- Use only the provided USB cables and audio cables.
- Keep out of reach of children.

## 3. PACKAGE CONTENTS

---

Please check the package for the following items:

- 1 x Live Sound Card (SX91)
- 2 x USB Cable
- 1 x Audio Cable
- 1 x English instruction manual (this document)

## 4. PRODUCT OVERVIEW

---

The SX91 Live Sound Card features a comprehensive control panel with various knobs, sliders, and buttons for precise audio manipulation. Its design includes dynamic lighting for an enhanced user experience.



Figure 4.1: Front view of the SX91 Live Sound Card, showcasing its illuminated controls and professional digital mixer layout.

Key features include:

- Accompaniment support
- Long lasting endurance (battery life)
- Sound changing effects
- Dodge function
- Noise reduction chip
- One-click cancellation of original song vocals
- Power display
- Monitoring ear return
- Compatibility with mobile phones and computers
- 12 types of electronic tones
- Multi-platform live streaming simultaneously
- 15 types of live streaming sound effects



performance

# Not just about looks Stronger performance

Professional tuning sound card to make live streaming  
/karaoke more professional



accompaniment



Long lasting  
endurance



Sound changing  
effect



Dodge function



Noise  
reduction chip



One click cancellation  
of original song



Power display



Monitoring  
ear return



compatible  
Mobile phones  
and computers



12 types  
Electronic tone



Multi platform  
Live streaming  
simultaneously



15 types  
Live streaming  
sound effects

Figure 4.2: An illustration highlighting the various performance features and capabilities of the SX91 sound card.

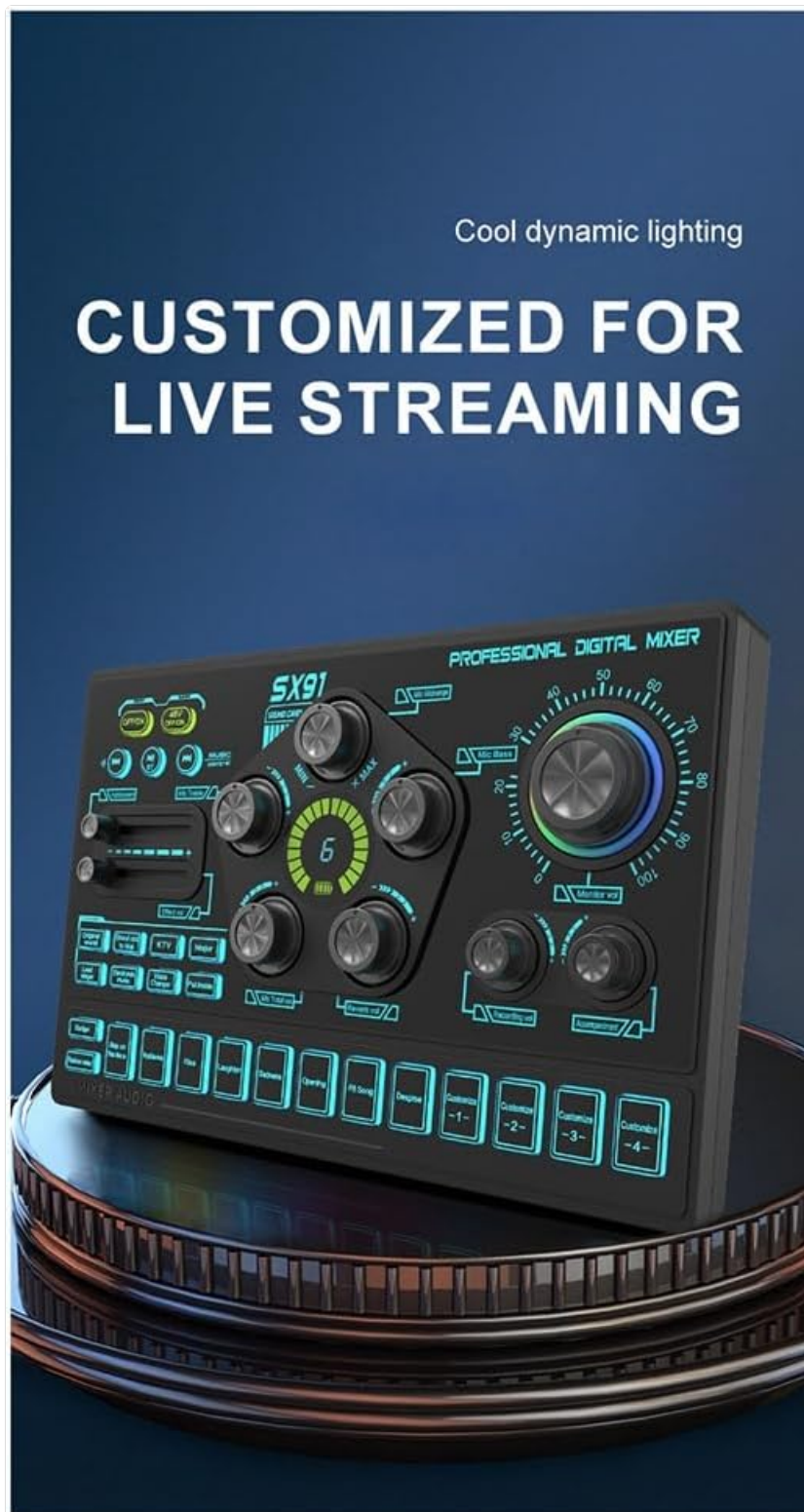


Figure 4.3: The SX91 Live Sound Card showcasing its cool dynamic lighting, designed for live streaming environments.

## 5. SETUP

---

### 5.1 Connecting to Devices

The SX91 Live Sound Card can be connected to PCs, laptops, and cellphones using the provided USB and audio cables. Ensure all connections are secure before powering on the device.

### 5.2 Bluetooth Accompaniment

The device supports Bluetooth accompaniment, allowing you to wirelessly connect your mobile phone for background music. This feature helps simplify live streaming by reducing the need for multiple physical connections.

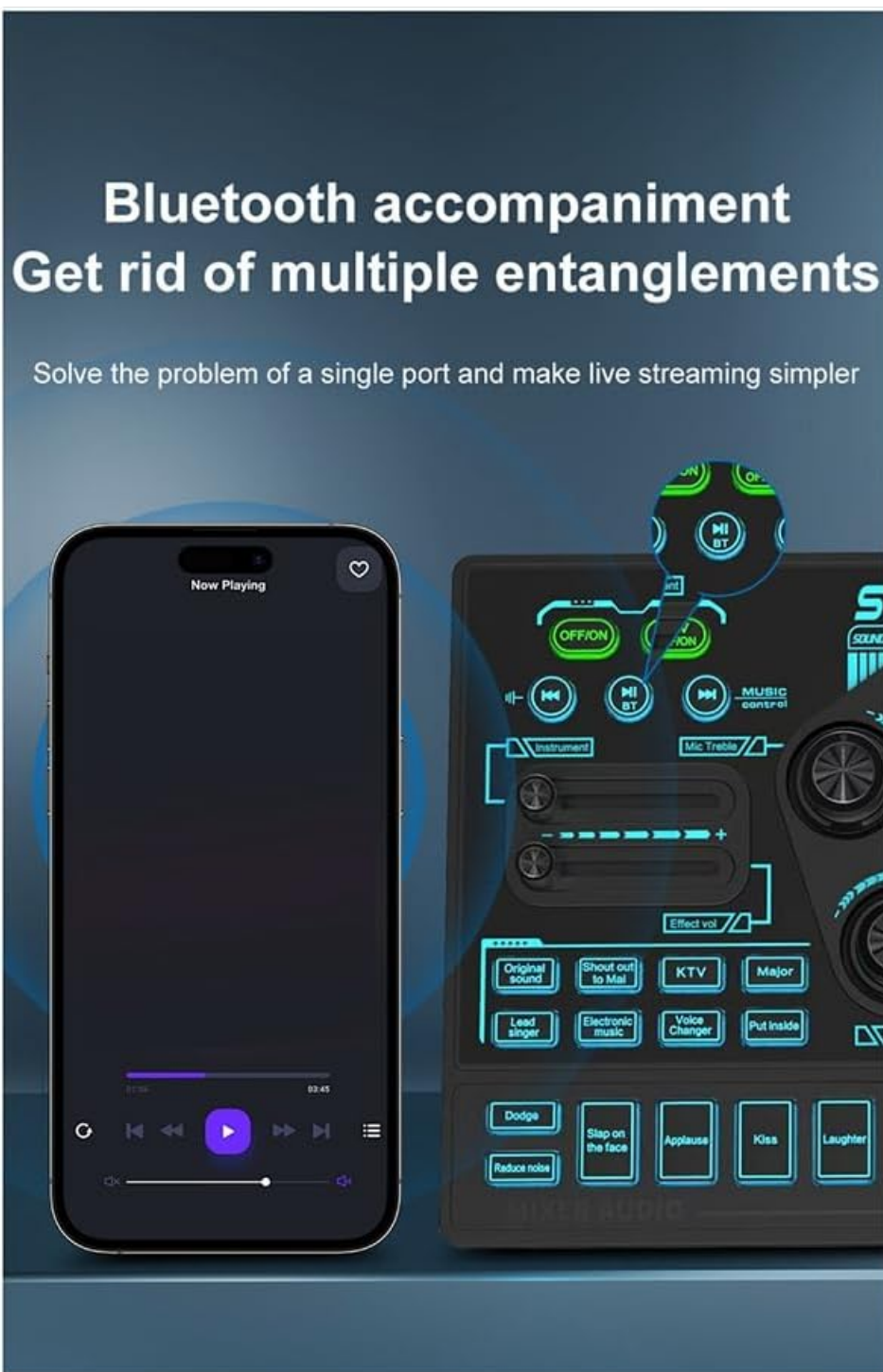


Figure 5.1: The SX91 Live Sound Card demonstrating Bluetooth accompaniment, showing a smartphone wirelessly connected for music playback.

### 5.3 Powering On

After connecting the necessary cables, plug in the power to the sound card. Both the connected phone and the sound card can be simultaneously powered, meeting the demand for long-term live streaming.

# Long lasting endurance Let you play anytime, sing anytime

Long lasting battery life, satisfying you to play and sing anytime



Figure 5.2: The SX91 Live Sound Card illustrating its long-lasting battery life, allowing for extended use without constant recharging.

## 6. OPERATING INSTRUCTIONS

### 6.1 One-Click Noise Reduction

To eliminate the original vocals from a music track and create an accompaniment, simply press the dedicated "Noise Reduction" button. This feature can eliminate approximately 85% of the original sound, converting it into an instrumental track.

# One click noise reduction Eliminate music soundtrack

Can't find the accompaniment for the song? With just one click,  
85% of the original sound in the accompaniment  
can be eliminated and turned into the accompaniment



Figure 6.1: The SX91 Live Sound Card demonstrating the one-click noise reduction function, which helps eliminate music soundtracks for accompaniment.

## 6.2 One-Click Intelligent Evasion

This function automatically reduces background music volume when you speak, allowing your voice to be clearer and more prominent. It helps control the rhythm and minimizes surrounding noise, enabling broadcasters to stream freely.

## 6.3 Frequency Control (Treble, Mediant, Bass)

The SX91 features three independently adjustable knobs for high, medium, and low frequencies, providing fine-tuning capabilities for your audio output.

# Independent high, medium, and low frequencies control unit

Three independently adjustable knobs for high, medium, and low frequencies, making fine tuning functions more user-friendly



Figure 6.2: The SX91 Live Sound Card highlighting the independent high, medium, and low frequency control units with their adjustable knobs.

- **Treble:** Adjust to make your voice bright and penetrating.
- **Mediant:** Adjust to make the sound clearer and enhance its quality.
- **Bass:** Adjust to make your voice more full, deep, and powerful.

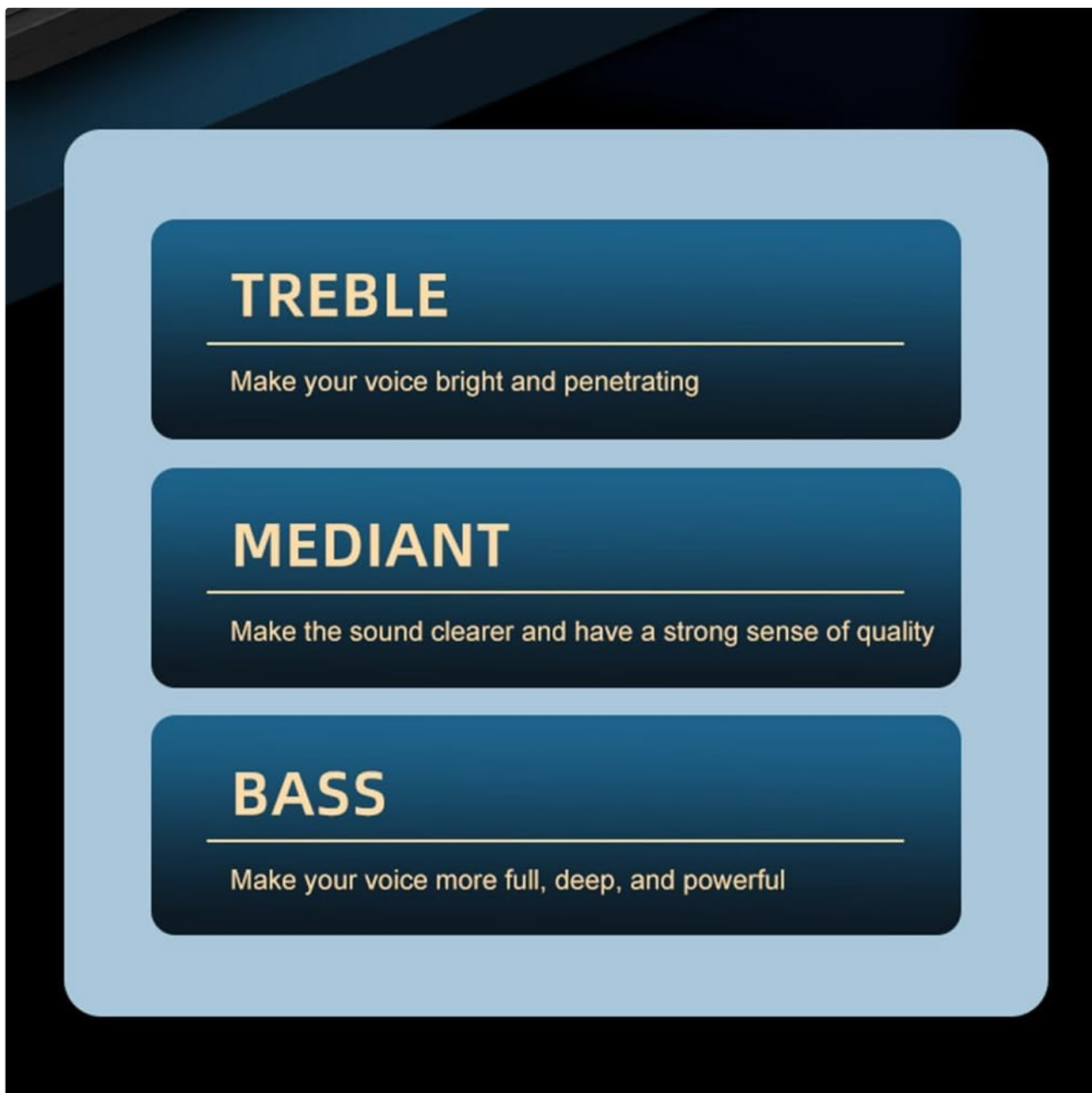


Figure 6.3: A visual guide explaining the effects of adjusting Treble, Mediant, and Bass frequencies on vocal quality.

## 6.4 Sound Effects and Tones

The sound card includes a variety of pre-set sound effects and electronic tones to enhance your live performances and recordings. Utilize the dedicated buttons on the console to activate these effects.

## 7. MAINTENANCE

---

- Clean the device regularly with a soft, dry cloth.
- Avoid using abrasive cleaners or solvents.
- Store the sound card in a cool, dry place when not in use.
- Protect the device from dust and direct sunlight.

## 8. TROUBLESHOOTING

---

Problem	Possible Cause	Solution
No sound output	Incorrect cable connection; Low volume settings; Device not powered on.	Check all cable connections; Increase volume knobs; Ensure device is powered on.
Bluetooth not connecting	Bluetooth not enabled on phone; Device too far; Interference.	Ensure Bluetooth is on and discoverable; Move device closer; Restart both devices.
Noise in audio	Improper grounding; High gain settings; External interference.	Check connections for proper grounding; Adjust gain settings; Use "Noise Reduction" feature.

## 9. SPECIFICATIONS

---

Attribute	Value
Product Dimensions	10.24 x 5.91 x 2.36 inches
Item Weight	1.59 pounds (723 Grams)
Model Number	500766258
Manufacturer	Ritutedianzi
First Available Date	November 28, 2024

## 10. WARRANTY AND SUPPORT

---

This product comes with a standard manufacturer's warranty. For detailed warranty information or technical support, please contact Ritutedianzi customer service. Please retain your proof of purchase for warranty claims.

