



[Manuals.plus](#) /

› [IMILAB](#) /

› IMILAB EC6 Dual 3K+3K Outdoor Security Camera User Manual

IMILAB EC6 Dual 3K+3K

IMILAB EC6 Dual 3K+3K Outdoor Security Camera User Manual

Model: EC6 Dual 3K+3K

1. INTRODUCTION

Thank you for choosing the IMILAB EC6 Dual 3K+3K Outdoor Security Camera. This manual provides detailed instructions for the installation, operation, and maintenance of your camera. Please read this manual carefully before use to ensure proper functionality and safety.

2. PACKAGE CONTENTS

Please check the package contents upon unboxing. If any items are missing or damaged, contact customer support.

- IMILAB EC6 Dual 3K+3K Camera
- Power Adapter (3 Meters)
- Mounting Sticker & Warning Sticker
- Screw Set & Waterproof Kit
- User Manual



Figure 2.1: Package contents including the camera, power adapter, mounting hardware, and user manual.

3. PRODUCT OVERVIEW

The IMILAB EC6 Dual 3K+3K is a wired outdoor security camera designed for comprehensive surveillance. It features dual lenses, offering two simultaneous 3K video streams for enhanced coverage.



Figure 3.1: Overview of the IMILAB EC6 Dual 3K+3K camera and its main functionalities.

Key Features:

- **Dual 3K Lenses:** Provides two simultaneous 3K video streams for wide-angle surveillance.
- **360° Rotation (PTZ):** Offers pan, tilt, and zoom capabilities for comprehensive area monitoring.
- **Xiaomi Home App Integration:** Full control and live viewing via the Xiaomi Home application.
- **Color Night Vision:** Intelligent color night vision for clear, detailed images in low-light conditions.
- **Two-Way Audio:** Built-in microphone and speaker for real-time communication.
- **Smart Deterrence:** Automatic siren, spotlight, or pre-recorded voice messages triggered by motion.
- **Weatherproof Design:** IP65 rating ensures reliable operation in various weather conditions (-30°C to 60°C).
- **Flexible Installation:** Can be mounted on walls, ceilings, or poles.
- **Local & Cloud Storage:** Supports MicroSD cards up to 256GB and optional cloud storage.
- **Voice Assistant Compatibility:** Works with Amazon Alexa and Google Assistant.

4. SETUP

4.1 Physical Installation

The IMILAB EC6 Dual 3K+3K camera offers flexible installation options for outdoor environments. It can be mounted on walls, ceilings, or poles.

1. **Choose a Location:** Select a suitable outdoor location that provides the desired surveillance coverage and has access to a power outlet. Ensure the Wi-Fi signal is strong at the chosen location, or plan for a wired LAN connection.
2. **Mark Drilling Points:** Use the provided mounting sticker to mark the drilling points on the chosen surface (wall, ceiling, or pole).
3. **Drill Holes:** Drill holes at the marked points and insert the wall plugs if necessary.
4. **Mount the Camera:** Secure the camera bracket to the surface using the provided screws.
5. **Connect Power:** Connect the 3-meter power adapter to the camera and plug it into a power outlet.
6. **Ensure Weatherproofing:** Use the waterproof kit for all cable connections to protect against moisture. The camera is IP65 weatherproof, suitable for temperatures from -30°C to 60°C.



Figure 4.1: Various mounting options for the camera (ceiling, wall, pole).



Figure 4.2: The camera's IP65 weatherproof design ensures reliable operation in diverse weather conditions.

4.2 App Connection (Xiaomi Home App)

The IMILAB EC6 Dual 3K+3K camera works seamlessly with the Xiaomi Home App for setup and control.

1. **Download the App:** Download and install the "Xiaomi Home" app from your smartphone's app store (Google Play Store or Apple App Store).
2. **Create/Log In Account:** Open the app and create a new account or log in with an existing one.

3. **Add Device:** Tap the "+" icon in the top right corner of the app to add a new device.
4. **Scan QR Code:** Follow the on-screen instructions to scan the QR code located on the camera or its packaging.
5. **Connect to Wi-Fi/LAN:**
 - **Wi-Fi Connection:** Select your 2.4GHz Wi-Fi network and enter the password. The camera does not support 5GHz Wi-Fi.
 - **LAN Connection:** If using a wired connection, connect an Ethernet cable to the camera's RJ45 port.
6. **Pairing:** The app will guide you through the pairing process. Once connected, you can name your camera and customize settings.



Figure 4.3: The Xiaomi Home app interface for managing camera settings and viewing live feeds.

5. OPERATION

5.1 Live View and Recording

Access the Xiaomi Home App to view live video streams from both 3K lenses simultaneously. You can also initiate manual recordings or review recorded footage.

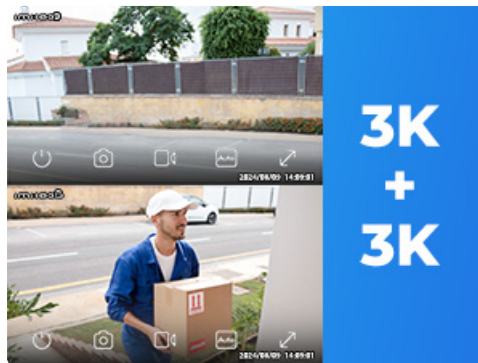


Figure 5.1: Dual 3K live view displaying two simultaneous camera feeds.

5.2 Motion Detection and Alerts

The camera features advanced motion detection with customizable zones to reduce false alarms. When motion is detected, you will receive instant notifications on your smartphone.

- **Customizable Detection Zones:** Set up to two specific areas for motion detection within the app.
- **Instant Notifications:** Receive alerts on your phone when motion is detected in the defined zones.



Deux zones de mouvement

Personnalisable pour une surveillance précise.

Suivez et réagissez aux objets en mouvement dans une zone de mouvement personnalisée.

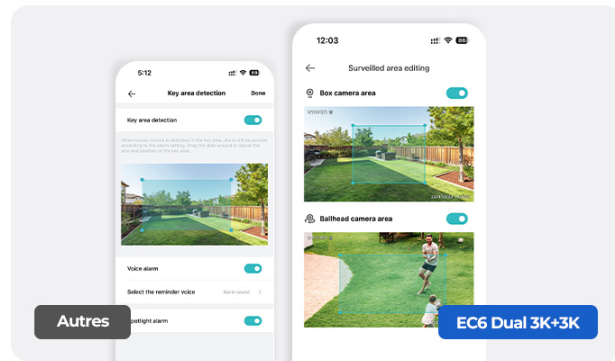


Figure 5.2: Setting up customizable motion detection zones in the app.



Figure 5.3: Visual representation of motion detection with highlighted zones.

5.3 Two-Way Audio

The integrated microphone and speaker allow for two-way communication. You can speak to visitors or deter intruders directly through the app.



Audio bidirectionnel

Parlez avec les visiteurs de loin.

Communiquez avec votre famille et les livreurs lorsque vous n'êtes pas à la maison.



Figure 5.4: Using the two-way audio feature via the mobile app.

5.4 Night Vision

The camera is equipped with intelligent color night vision, providing clear and detailed images even in complete darkness. This feature ensures continuous surveillance without compromising image quality.



Vision nocturne en couleur intelligente

Vue nocturne claire avec économie d'énergie.

En plus des enregistrements en couleur complète continue et en infrarouge, il propose une commutation automatique en couleur complète lors de la détection pour économiser l'énergie.



Figure 5.5: Example of intelligent color night vision in action.

5.5 PTZ Control (Pan, Tilt, Zoom)

Control the camera's pan (360° horizontal rotation) and tilt (10° vertical inclination for the upper lens) directly from the Xiaomi Home App to adjust the viewing angle as needed. The camera also supports 6x digital zoom.



Figure 5.6: The camera's 360-degree pan and tilt capabilities.

5.6 Smart Deterrence

The camera can automatically deter potential intruders using a combination of a siren, spotlight, or pre-recorded voice messages when motion is detected. These features are available without additional subscription fees.



Détérenciation intelligente

Éloigne intelligemment les menaces.

Même si vous n'êtes pas près de votre smartphone, l'EC6 Dual 3K+3K dissuade automatiquement les suspects avec une sirène, un flash, ou même votre voix enregistrée à l'avance. Ces fonctionnalités déclenchées par le mouvement sont offertes sans coût supplémentaire.



Figure 5.7: Smart deterrence in action, showing an intruder being warned.

6. STORAGE OPTIONS

The IMILAB EC6 Dual 3K+3K camera offers flexible storage solutions for your video recordings:

- **Local Storage (MicroSD Card):** The camera supports MicroSD cards up to 256GB (not included) for continuous 24/7 recording. This option requires no monthly subscription fees.
- **Cloud Storage:** Optional cloud storage is available for motion-based recordings (subscription required). New users may receive a free trial period.



—

Stockage local des enregistrements

Aucun frais mensuel. En sécurité.

Stockez les enregistrements localement sur une carte MicroSD (non comprise) jusqu'à 256 Go. Aucun abonnement nécessaire.


Jusqu'à
256 GB

Figure 6.1: Local storage via MicroSD card, supporting up to 256GB.

7. VOICE ASSISTANT INTEGRATION

The IMILAB EC6 Dual 3K+3K camera can be integrated with popular voice assistants for convenient, hands-free control.

- **Amazon Alexa:** Connect your camera to Amazon Alexa-enabled devices to view live feeds or control certain functions using voice commands.
- **Google Assistant:** Integrate with Google Assistant for similar voice control capabilities.



—

Assistants vocaux

Fonctionne avec Alexa et Google Assistant.

Rend possible une utilisation sans main.

FONCTIONNE AVEC Amazon Alexa

FONCTIONNE AVEC Google Assistant

« Alexa, montre mon appareil photo ».

Figure 7.1: Voice assistant compatibility with Amazon Alexa and Google Assistant.

8. MAINTENANCE

Regular maintenance ensures optimal performance and longevity of your camera.

- **Cleaning:** Gently wipe the camera lenses and body with a soft, damp cloth. Avoid using harsh chemicals or abrasive materials that could scratch the lenses or housing.
- **Firmware Updates:** Periodically check the Xiaomi Home App for available firmware updates. Keeping your camera's firmware up-to-date ensures you have the latest features and security enhancements.
- **Cable Inspection:** Regularly inspect the power cable and any connected Ethernet cables for signs of wear or damage. Ensure all waterproof seals are intact.
- **Mounting Security:** Verify that the camera remains securely mounted to its installation surface.

9. TROUBLESHOOTING

If you encounter issues with your IMILAB EC6 Dual 3K+3K camera, refer to the following common solutions:

Problem	Possible Cause	Solution
Camera not powering on	No power supply; faulty adapter/cable	Ensure the power adapter is securely plugged into the camera and a working outlet. Check the cable for damage.
Cannot connect to Wi-Fi	Incorrect Wi-Fi password; 5GHz network selected; weak signal	Verify Wi-Fi password. Ensure you are connecting to a 2.4GHz network. Move the camera closer to the router or use a Wi-Fi extender. Reset the camera and try pairing again.
No live view in app	Internet connection issue; camera offline	Check your home internet connection. Ensure the camera is powered on and connected to Wi-Fi/LAN. Restart the camera and the app.
Frequent false alarms	Overly sensitive motion detection; detection zones too wide	Adjust motion detection sensitivity in the app. Refine detection zones to exclude areas with frequent irrelevant movement (e.g., trees swaying).
Poor image quality	Dirty lens; network bandwidth issues	Clean the camera lenses. Ensure your internet connection has sufficient upload speed for streaming high-resolution video.
Two-way audio not working	Microphone/speaker muted; volume too low	Check audio settings in the app to ensure microphone and speaker are enabled and volume is adequate.

If the problem persists, please contact IMILAB customer support for further assistance.

10. SPECIFICATIONS

Below are the detailed technical specifications for the IMILAB EC6 Dual 3K+3K Outdoor Security Camera:

Dimensions et spécifications



Nom complet	Caméra IMILAB EC6 Dual 3K+3K à prise WiFi et à projecteur
Lentilles	2
Résolution	3K+3K
Zones de mouvement personnalisées	2
Détection	Personne, Véhicule, Vélo
Vue en direct	Oui
Audio bidirectionnel	Oui
Vision nocturne en couleur	Oui
Vision infrarouge	Oui
Lumières	4 Lumières LED + 4 Lumières infrarouges
Sirène	Oui (déclenché par le mouvement)
Flash	Oui (déclenché par le mouvement)
Alarme vocale personnalisée	Oui (déclenché par le mouvement)
Norme WiFi	IEEE 802.11 b/g/n/ax 2.4GHz
Réseau câblé	Oui
Stockage des images	Carte MicroSD, NVR, NAS ou Cloud payant
Assistants vocaux	Google Assistant, Amazon Alexa
Source d'alimentation	Branché
Entrée d'alimentation	12V 1A
Conditions de fonctionnement	Résistant aux intempéries IP65 (-30°C à 60°C)
Application	Mi Home/Xiaomi
Longueur du câble	3 mètres

Figure 10.1: Technical specifications and dimensions of the camera.

Feature	Detail
Model Name	EC6 Dual 3K+3K
Lenses	2
Resolution	3K+3K (5 Megapixels effective capture per lens)
Frame Rate	20 frames per second
Customizable Motion Zones	Yes (up to 2 zones)
Detection	Person, Vehicle
Live View	Yes
Two-Way Audio	Yes
Color Night Vision	Yes
Infrared Vision	Yes (Infrared + LED)
Lights	4 LED + 4 Infrared Lights
Siren	Yes (motion-triggered)
Flash	Yes (motion-triggered)
Customizable Voice Alarm	Yes (motion-triggered)
WiFi Standard	2.4 GHz WiFi (IEEE 802.11 b/g/n)
Wired Network	Yes (RJ45 Ethernet Port)
Image Storage	MicroSD Card (up to 256GB), Paid Cloud Storage
Voice Assistants	Google Assistant, Amazon Alexa, Xiaomi Home/Mi Home
Power Source	AC Power (Wired)
Power Input	12V 1A

Feature	Detail
Operating Conditions	IP65 Weatherproof (-30°C to 60°C)
Application	Xiaomi Home / Mi Home
Cable Length	3 meters (Power Adapter)
Dimensions (L x W x H)	10.7 x 16.5 x 17.8 cm (approx. 4.21 x 6.50 x 7.01 inches)
Material	Acrylonitrile Butadiene Styrene (ABS)
Model Number	CMSXJ68A

11. WARRANTY AND SUPPORT

For warranty information, technical support, or any product-related inquiries, please refer to the official IMILAB website or contact their customer service directly. Keep your purchase receipt for warranty claims.

Online Resources: Visit the official IMILAB website for FAQs, updated manuals, and software downloads.

Customer Service: Contact details for customer support can typically be found on the IMILAB website or in the product packaging.