

## NOUUI NU-HS012 V2

# NOUUI Open Ear Headphones User Manual

MODEL: NU-HS012 V2

## INTRODUCTION

---

Welcome to the user manual for your NOUUI Open Ear Headphones. These headphones are designed to provide a unique audio experience by keeping your ears open to your surroundings while delivering clear sound. Featuring advanced AI noise-cancelling microphone technology and Bluetooth 5.3 connectivity, they are ideal for various activities including work, running, and workouts. This manual will guide you through the setup, operation, and maintenance of your new headphones.

## WHAT'S IN THE BOX

---

- Open Ear Headphones
- Magnetic Induction Charger
- User Manual



Image: The NOUUI Open Ear Headphones, magnetic induction charger, and user manual as typically found in the product packaging.

## SETUP

### 1. Charging the Headphones

Before first use, fully charge your NOUUI Open Ear Headphones. Connect the magnetic induction charger to a USB power source and attach it to the charging port on the headphones. The indicator light will show charging status.

- Charging Time: Approximately 2 hours for a full charge.
- Battery Life: Up to 14 hours of continuous use.

### 2. Pairing with Your Device

Your headphones utilize Bluetooth 5.3 for stable and efficient connection.

1. Ensure the headphones are powered off.
2. Press and hold the Multi-Function Button (MFB) until the indicator light flashes blue and red, indicating pairing mode.
3. On your device (smartphone, tablet, laptop), enable Bluetooth and search for available devices.
4. Select "NOUUI NU-HS012" from the list.
5. Once connected, the indicator light will turn solid blue.

These headphones support dual connection, allowing you to connect to two devices simultaneously (e.g., phone and

laptop) and seamlessly switch between them.

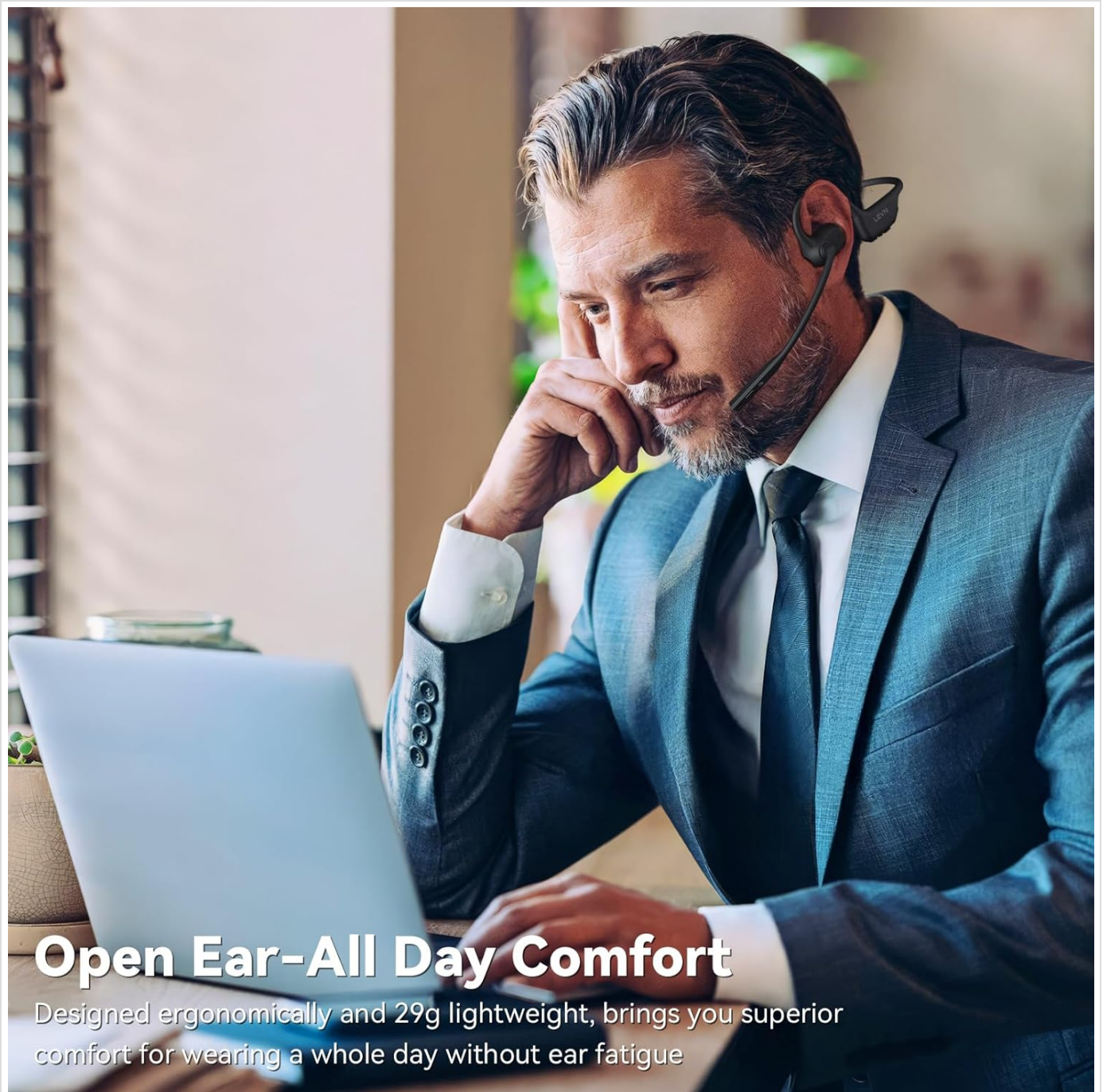


Image: The headphones are shown connected to both a smartphone and a tablet, illustrating the dual connection capability.

## OPERATING INSTRUCTIONS

### Wearing the Headphones

The open-ear design and lightweight construction (29 grams) ensure comfort for extended wear. The ergonomic fit with skin-friendly silicone pads provides a secure hold, even during high-intensity activities.



## Open Ear-All Day Comfort

Designed ergonomically and 29g lightweight, brings you superior comfort for wearing a whole day without ear fatigue

Image: A man wearing the open-ear headphones while using a laptop, highlighting the comfort for all-day use.

### Controls

The headphones feature an intuitive Multi-Function Button (MFB) and a dedicated mute button for easy management of calls and music.

- **Multi-Function Button (MFB):** Used for power on/off, play/pause music, answer/end calls, and activate voice assistant. Refer to the detailed button press combinations in the included quick start guide for specific functions.
- **Mute Button:** Conveniently located on the microphone arm, press to mute or unmute your microphone during calls or meetings.





Image: A close-up view of the headphones highlighting the locations of the Mute Button on the microphone and the Multi-Function Button (MFB) on the main body.

## Making and Receiving Calls

The integrated microphone features AI noise cancellation technology, ensuring your voice is heard clearly even in noisy environments. The microphone is also 270° rotatable for optimal positioning.

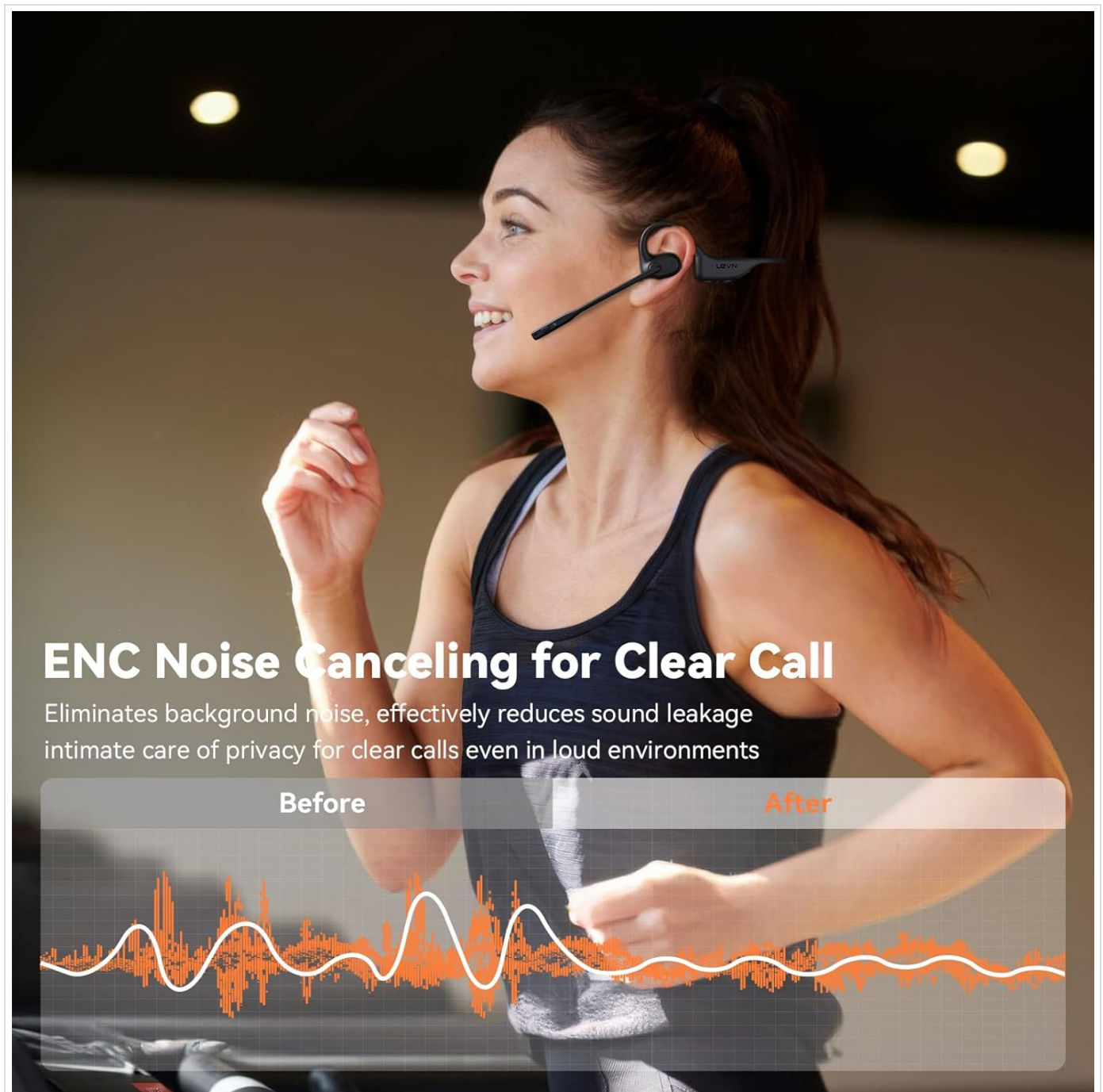


Image: A woman running while wearing the headphones, illustrating the effectiveness of the AI noise-cancelling microphone in reducing background noise for clear calls.

## Usage Scenarios

The open-ear design allows you to stay aware of your surroundings, making these headphones suitable for various activities:

- **Outdoor Activities:** Jogging, biking, hiking, and driving, where situational awareness is crucial.
- **Work/Office:** For calls and meetings, especially with the clear microphone and mute function.
- **General Listening:** Enjoying music or podcasts while still being connected to your environment.



Yoga



Cycling



Music




Image: A collage of three images depicting different usage scenarios: a person doing yoga, a person cycling, and a person enjoying music, all while wearing the NOUUI Open Ear Headphones.



## Safety & Connection

Stay in contact with your clients and team while staying aware of your surroundings in the workplace to avoid potential dangers

Image: A man driving a car while wearing the headphones, highlighting the safety aspect of the open-ear design which allows awareness of surroundings.

## MAINTENANCE

---

To ensure the longevity and optimal performance of your NOUUI Open Ear Headphones, follow these maintenance guidelines:

- **Cleaning:** Wipe the headphones with a soft, dry cloth. Avoid using harsh chemicals or abrasive materials.
- **Storage:** Store the headphones in a cool, dry place away from direct sunlight and extreme temperatures.
- **Water Resistance:** These headphones are sweatproof but not water resistant. Avoid submerging them in water or exposing them to heavy rain.
- **Charging Port:** Keep the magnetic charging contacts clean and free of debris.

## TROUBLESHOOTING

---



Problem	Possible Cause	Solution
Headphones won't turn on	Low battery	Charge the headphones fully.
Cannot pair with device	Headphones not in pairing mode / Device Bluetooth off / Too far from device	Ensure headphones are in pairing mode (flashing blue/red). Turn on Bluetooth on your device. Move headphones closer to your device (within 15 meters).
No sound or low volume	Volume too low / Not connected / Incorrect audio output selected	Adjust volume on headphones and device. Re-pair headphones. Check device's audio output settings.
Microphone not working	Microphone muted / Incorrect input device selected	Press the mute button to unmute. Check your device's audio input settings.
Intermittent connection	Interference / Too far from device / Low battery	Move away from other wireless devices. Stay within 15 meters of your device. Charge headphones.


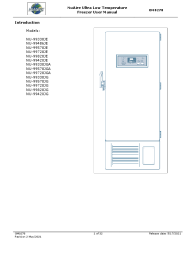




## SPECIFICATIONS

Model Name	NU-HS012 V2
Brand	NOUUI
Connectivity Technology	Wireless (Bluetooth)
Bluetooth Version	5.3
Bluetooth Range	15 Meters (49 feet)
Battery Life (Headphones)	14 Hours
Charging Time	2 Hours
Item Weight	0.1 Kilograms (3.52 ounces)
Product Dimensions	4.88 x 4.8 x 1.77 inches
Microphone	AI Noise Cancelling, 270° Rotatable
Water Resistance Level	Sweatproof (Not Water Resistant)
Included Components	Open Ear Headphones, Magnetic Induction Charger, User Manual

## WARRANTY AND SUPPORT

For warranty information and customer support, please refer to the official NOUUI website or contact their customer service directly. Details regarding product registration, warranty claims, and technical assistance can typically be found on the manufacturer's support pages.

Keep your proof of purchase for any warranty-related inquiries.

 <p>Mono Wireless headset MX V2</p>	<p><a href="#">Mono Wireless Headset MX V2 Operating Manual</a></p> <p>Operating manual for the Mono Wireless Headset MX V2, detailing product overview, basic features, pairing and connection, status indicator lights, charging, specifications, and troubleshooting.</p>
	<p><a href="#">NuAire Ultra Low Temperature Freezer User Manual</a></p> <p>User manual providing comprehensive instructions, safety guidelines, specifications, and troubleshooting for NuAire Ultra Low Temperature Freezers, including models like NU-99338JE and others.</p>
	<p><a href="#">Razer BlackShark V2 X USB Gaming Headset User Guide</a></p> <p>Official user guide for the Razer BlackShark V2 X USB gaming headset, covering package contents, setup, technical specifications, safety, maintenance, and legal information.</p>
	<p><a href="#">Razer BlackShark V2 X USB Gaming Headset User Manual</a></p> <p>Official user manual for the Razer BlackShark V2 X USB gaming headset, providing setup instructions, technical specifications, safety guidelines, maintenance tips, and legal information.</p>
	<p><a href="#">Razer BlackShark V2 X Gaming Headset User Manual</a></p> <p>Official user manual for the Razer BlackShark V2 X gaming headset, providing details on package contents, setup, technical specifications, safety, maintenance, and legal information.</p>
	<p><a href="#">Teleconnectors FS V2 Headset User Guide - Features, Instructions, and Warranty</a></p> <p>Comprehensive user guide for the Teleconnectors FS V2 Headset, detailing features, setup instructions, operation basics, and warranty information for this 3.5mm stereo pin headset.</p>