

yobola LY27203168

# yobola T7 Pro Wireless Earbuds User Manual

Model: T7 Pro (LY27203168)

## 1. INTRODUCTION

This manual provides instructions for the safe and effective use of your yobola T7 Pro Wireless Earbuds. Please read this manual thoroughly before using the product and retain it for future reference.



Image: The yobola T7 Pro Wireless Earbuds, one earbud partially removed from its open ivory charging case, showcasing the design

and charging contacts.

## 2. PACKAGE CONTENTS

Verify that all items are present in the package:

- yobola T7 Pro Wireless Earbuds (Left and Right)
- Wireless Charging Case
- USB-C Cable
- User Manual (this document)

## 3. SETUP

### 3.1. Initial Charging

1. Place both earbuds into the charging case.
2. Connect the USB-C cable to the charging port on the case and to a power source (e.g., computer USB port, wall adapter).
3. Allow the earbuds and case to charge fully before first use. Charging indicators will provide status.

### 3.2. Pairing with a Device

1. Ensure the earbuds are charged.
2. Open the charging case. The earbuds will automatically enter pairing mode.
3. On your device (smartphone, tablet, laptop), navigate to the Bluetooth settings.
4. Search for available devices and select "yobola T7 Pro" from the list.
5. Once connected, a confirmation sound or indicator will be present.

*Note: The earbuds are compatible with iOS, Android, Windows, and all devices with Bluetooth connectivity.*

## 4. OPERATING INSTRUCTIONS

### 4.1. Power On/Off

- **Power On:** Open the charging case, or remove earbuds from the case.
- **Power Off:** Place earbuds back into the charging case and close the lid.

### 4.2. Touch Controls

The yobola T7 Pro earbuds feature smart touch controls. Specific functions may vary slightly by device and operating system.

#### Earbud Touch Control Functions

Action	Function
Single Tap (Left/Right)	Play/Pause Music, Answer/End Call
Double Tap (Right)	Next Track
Double Tap (Left)	Previous Track

Action	Function
Triple Tap (Right)	Volume Up
Triple Tap (Left)	Volume Down
Long Press (2 seconds)	Activate Voice Assistant, Reject Call

*Note: For optimal performance, ensure your earbuds are clean and free from debris that might interfere with touch sensor functionality.*

## 5. MAINTENANCE AND CARE

- **Cleaning:** Use a soft, dry, lint-free cloth to clean the earbuds and charging case. Do not use abrasive cleaners or solvents.
- **Water Resistance:** The earbuds are waterproof. However, avoid prolonged submersion in water. Dry thoroughly if exposed to moisture.
- **Storage:** When not in use, store the earbuds in their charging case to protect them and keep them charged. Store in a cool, dry place.
- **Battery Care:** To prolong battery life, avoid fully discharging the earbuds and case frequently. Charge regularly.

## 6. TROUBLESHOOTING

### 6.1. Earbuds Not Pairing

- Ensure both earbuds are charged.
- Turn off Bluetooth on your device and turn it back on.
- Forget "yobola T7 Pro" from your device's Bluetooth list and attempt to pair again.
- Place earbuds back in the case, close the lid, wait 10 seconds, then open to re-enter pairing mode.

### 6.2. One Earbud Not Working

- Ensure both earbuds are charged.
- Clean the charging contacts on both the earbud and inside the charging case.
- Try resetting the earbuds (refer to manufacturer's website for specific reset instructions if not detailed here).

### 6.3. Low Volume or Poor Sound Quality

- Adjust the volume on both your device and using the earbud touch controls.
- Ensure the earbuds are properly seated in your ears for a good seal.
- Clean any earwax or debris from the earbud speaker mesh.

## 7. SPECIFICATIONS

Feature	Detail
Model Name	LY27203168







Feature	Detail
Connectivity Technology	Wireless (Bluetooth)
Ear Placement	In Ear
Form Factor	In Ear
Impedance	32 Ohm
Noise Control	Sound Isolation
Headphone Jack	USB C
Material	Acrylonitrile Butadiene Styrene (ABS), Polycarbonate (PC)
Water Resistance Level	Waterproof
Control Type	Volume Control, Smart Touch Control
Microphone Technology	Stereo
Battery Type	Polymer (Rechargeable)
Product Dimensions	1.7 x 1.7 x 3.99 cm; 20 g

## 8. WARRANTY INFORMATION

yobola products are designed and manufactured to the highest quality standards. For detailed warranty information, please refer to the warranty card included with your product or visit the official yobola website. This warranty typically covers manufacturing defects for a specified period from the date of purchase. It does not cover damage caused by misuse, accidents, unauthorized modifications, or normal wear and tear.

## 9. CUSTOMER SUPPORT

If you encounter any issues or have questions regarding your yobola T7 Pro Wireless Earbuds that are not addressed in this manual, please contact yobola customer support. You can typically find contact information (email, phone, or support portal) on the official yobola website or on the product packaging. When contacting support, please have your product model (T7 Pro / LY27203168) and purchase details ready.

	<p><a href="#">yobola T9 Wireless Earbuds FAQ and Troubleshooting Guide</a></p> <p>Frequently asked questions and troubleshooting guide for yobola T9 Wireless Earbuds, covering connection, charging, sound, and power issues.</p>
	<p><a href="#">T8 Wireless Earbuds Troubleshooting Guide</a></p> <p>A comprehensive troubleshooting guide for T8 wireless earbuds, covering issues with fit, connection, charging, sound, and calls. Includes steps to resolve common problems and contact customer support.</p>
	<p><a href="#">yobola T9 Bluetooth Earbuds User Manual   Wireless Headset Guide</a></p> <p>Comprehensive user manual for yobola T9 Bluetooth Earbuds, covering product description, charging, power on/off, pairing, function introduction, product parameters, troubleshooting (FQA), and warranty information.</p>
	<p><a href="#">T3 Wireless Earbuds Troubleshooting Guide</a></p> <p>A comprehensive troubleshooting guide for T3 wireless earbuds, covering common issues related to wearing, connection, charging, sound quality, and calls. Includes steps for resetting the earbuds and contacting customer support.</p>
	<p><a href="#">Yobola T2 Pro Bluetooth Earphones User Manual</a></p> <p>User manual for the Yobola T2 Pro Bluetooth earphones, covering product description, how to wear, charging, power on/off, pairing, functions, product parameters, attention points, FAQ, and warranty.</p>
	<p><a href="#">yobola T9 Auriculares Inalámbricos FAQ - Guía de Solución de Problemas</a></p> <p>Guía de preguntas frecuentes y solución de problemas para los auriculares inalámbricos yobola T9, cubriendo conexión, señal, carga, llamadas, sonido y uso.</p>