

manuals.plus /

- › [Hyte](#) /
- › [Hyte Y70 Touch User Guide: Customizing Your computer for Performance](#)

Hyte Y70 Touch

Hyte Y70 Touch User Guide

Customizing Your Computer for Performance

INTRODUCTION

The Hyte Y70 Touch User Guide serves as a comprehensive resource for individuals seeking to build, customize, and optimize a high-performance computer system utilizing the advanced Hyte Y70 Touch case. This guide is designed to assist both experienced PC builders and those new to custom builds, providing detailed instructions and expert advice throughout the entire process.

It covers everything from the initial unboxing and component assembly to leveraging the full capabilities of the case's unique 14.1-inch 4K touchscreen. Readers will find essential tips for installing core components such as motherboards, GPUs, storage devices, and cooling systems to achieve optimal performance.

PRODUCT OVERVIEW

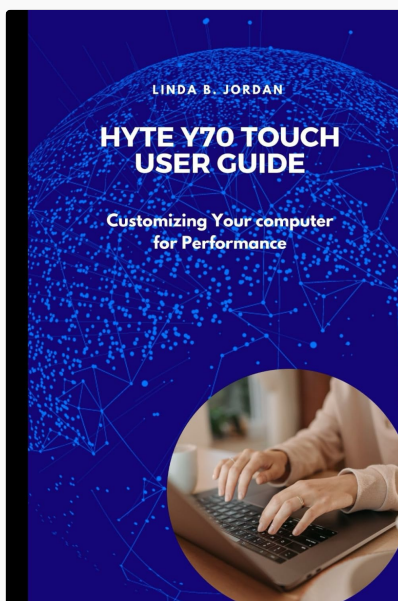


Image: Front cover of the Hyte Y70 Touch User Guide, displaying the title and author. This image represents the instructional manual itself.



Image: Back cover of the HYTE Y70 TOUCH User Guide, showing a blank black surface with the ISBN-13 barcode and number 979-8301441554 at the bottom right.

The HYTE Y70 TOUCH is a computer case designed for high-performance PC builds, featuring a distinctive 14.1-inch 4K touchscreen. This manual provides guidance on its features and optimal usage.

SETUP AND ASSEMBLY

This section details the step-by-step process for assembling and customizing your computer within the HYTE Y70 TOUCH case.

Component Installation

- **Motherboard:** Instructions for securely mounting the motherboard.
- **Graphics Processing Unit (GPU):** Guidance on installing and securing your graphics card.
- **Storage Devices:** Steps for integrating SSDs and HDDs.
- **Cooling Systems:** Best practices for installing CPU coolers and case fans to ensure efficient thermal management.

Cable Management

Effective cable management is crucial for both aesthetics and airflow. This guide provides techniques to organize internal cabling for a clean build and improved ventilation.

OPERATING THE HYTE Y70 TOUCH

This section focuses on maximizing the potential of your HYTE Y70 TOUCH system, particularly its unique touchscreen functionality.

4K Touchscreen Setup and Customization

Detailed instructions are provided for setting up and customizing the integrated 14.1-inch 4K touchscreen. This includes driver installation, display calibration, and software configuration for various applications.

Performance Optimization

Learn how to optimize system settings for peak performance in gaming, creative work, and other high-demand

applications. This includes tips on BIOS/UEFI settings and operating system configurations.

MAINTENANCE

Regular maintenance is essential for the long-term performance and reliability of your system.

- **Dust Management:** Recommendations for cleaning dust filters and internal components.
- **Thermal Paste Application:** Guidance on when and how to reapply thermal paste for CPU and GPU.
- **Software Updates:** Importance of keeping drivers and operating system software up-to-date.

TROUBLESHOOTING

This section addresses common issues that may arise during PC building and operation, providing practical solutions.

Common PC Build Issues

- **No Power:** Steps to diagnose power supply and connection issues.
- **No Display:** Solutions for display output problems, including GPU and monitor connections.
- **Boot Failures:** Guidance on resolving operating system boot errors.

Software and Driver Conflicts

Tips for identifying and resolving software conflicts or outdated driver issues that can affect system stability and performance.

SPECIFICATIONS

Key specifications related to the Hyte Y70 Touch User Guide and the Hyte Y70 Touch case.

Hyte Y70 Touch User Guide Book Specifications

Attribute	Value
ASIN	B0DP4X16TL
Publisher	Independently published
Publication Date	November 26, 2024
Language	English
Print Length	120 pages
ISBN-13	979-8301441554
Item Weight	6.1 ounces
Dimensions	6 x 0.28 x 9 inches

Note: Specifications for the Hyte Y70 Touch PC case itself are not detailed in this manual but are available from the manufacturer.

WARRANTY AND SUPPORT



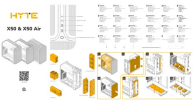
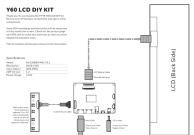


This user guide is a third-party publication and does not include specific warranty information for the Hyte Y70 Touch PC case. For warranty details, technical support, or service inquiries regarding the Hyte Y70 Touch case, please refer to the official Hyte manufacturer's documentation or their official website.

For support related to this user guide's content, please contact the publisher, Independently published, or refer to the book's listed ISBN: [979-8301441554](#).



© 2024 Hyte Y70 Touch User Guide. All rights reserved.

Related Documents - Y70 Touch

	<p>HYTE Y70 Touch Infinite Display Upgrade Assembly Instructions</p> <p>Comprehensive assembly instructions for the HYTE Y70 Touch Infinite Display Upgrade, detailing the installation of the LCD screen and necessary cables.</p>
	<p>HYTE Y70 Computer Case Assembly and Features Guide</p> <p>A comprehensive guide to assembling the HYTE Y70 E-ATX computer case, detailing component compatibility, installation steps, and warranty information.</p>
	<p>HYTE X50 & X50 Air Computer Case - Installation Guide and Specifications</p> <p>Comprehensive guide for the HYTE X50 and X50 Air computer cases, covering installation, parts, and warranty information.</p>
	<p>HYTE Y60 LCD DIY Kit: Specifications and Connectivity Guide</p> <p>Learn about the HYTE Y60 LCD DIY Kit, including its specifications, connectivity options, and basic setup information. Essential for PC builders and enthusiasts.</p>
	<p>HYTE Y70 E-ATX Case Assembly Instructions and Product Overview</p> <p>This document provides comprehensive assembly instructions and product overview for the HYTE Y70 E-ATX computer case, detailing component compatibility, front I/O ports, and warranty information. It guides users through the installation of motherboards, GPUs, storage drives, cooling solutions, and power supplies.</p>
	<p>HYTE Y60 ATX PC Case Assembly Instructions and Overview</p> <p>Detailed assembly instructions, specifications, and warranty information for the HYTE Y60 ATX PC Case. Learn how to build your PC with this premium mid-tower case.</p>