

SUPERONE T17

SUPERONE 3-in-1 Retractable iPhone Charger Block User Manual

Model: T17 | Brand: SUPERONE

1. INTRODUCTION

This manual provides essential information for the safe and efficient use of your SUPERONE 3-in-1 Retractable iPhone Charger Block. Please read this manual thoroughly before using the product and retain it for future reference.

The SUPERONE 3-in-1 Retractable Charger Block is designed to provide versatile and efficient charging for multiple devices simultaneously, featuring a built-in retractable cable, a USB-C port, and a USB-A port.

2. PACKAGE CONTENTS

- SUPERONE 3-in-1 Retractable iPhone Charger Block x 1
- User Manual x 1

3. PRODUCT OVERVIEW



Image 3.1: Front view of the SUPERONE 3-in-1 Retractable iPhone Charger Block, showing the retractable cable and charging ports.

The SUPERONE charger block integrates a retractable cable, a USB-C port, and a USB-A port into a compact design. It features a foldable plug for enhanced portability.

Key Components:

- **Retractable Cable:** Built-in cable for Apple devices, extending up to 90cm (35.4 inches).
- **USB-C Port:** Provides up to 20W Power Delivery (PD) output.
- **USB-A Port:** Provides up to 18W output.
- **Foldable AC Plug:** For compact storage and travel.

4. SETUP AND OPERATION

4.1 Initial Setup

1. **Unfold the Plug:** Gently pull out the foldable AC plug from the charger body until it locks into place.
2. **Connect to Power:** Insert the charger into a standard wall outlet.

4.2 Using the Retractable Cable



Image 4.1: Illustration of the retractable cable mechanism and how to extend and retract it.

1. **Extend the Cable:** Gently pull both ends of the built-in cable simultaneously until it reaches the desired length. The cable can extend up to 90cm (35.4 inches). Avoid pulling only one side, as this may damage the retraction mechanism.
2. **Connect Device:** Plug the Lightning connector into your Apple device.
3. **Retract the Cable:** To retract, gently pull the cable by an additional 1 cm (approximately 0.4 inches) from its extended position. The cable will then automatically retract into the charger block.

4.3 Using USB-C and USB-A Ports



Image 4.2: The charger simultaneously providing power to a smartphone via the retractable cable, a tablet via USB-C, and another smartphone via USB-A.

1. **Connect USB-C Device:** Plug a compatible USB-C charging cable (not included) into the USB-C port on the charger and connect the other end to your device.
2. **Connect USB-A Device:** Plug a compatible USB-A charging cable (not included) into the USB-A port on the charger and connect the other end to your device.
3. **Simultaneous Charging:** The charger supports charging up to three devices concurrently using the retractable cable, USB-C port, and USB-A port.

5. PRODUCT FEATURES

5.1 Retractable Cable Design



Image 5.1: Visual comparison highlighting the 90cm (35.4 inch) length of the SUPERONE retractable cable versus a standard 80cm cable.

The integrated Apple-compatible cable extends up to 90cm (35.4 inches), providing flexibility while charging. The retraction mechanism is designed for durability, tested to remain reliable after over 50,000 uses. This design minimizes cable clutter and simplifies storage.

5.2 3-in-1 Fast Charging Capability



Image 5.2: Graphic illustrating that an iPhone 16 Pro can charge from 0% to 65% in 30 minutes using the PD 20W output.

The charger features a 20W Power Delivery (PD) retractable Apple cable, a 20W Type-C port, and an 18W USB-A port, allowing for high-speed charging of up to three devices simultaneously. For example, an iPhone 14 Pro can achieve 65% charge in approximately 30 minutes.

5.3 Universal Compatibility

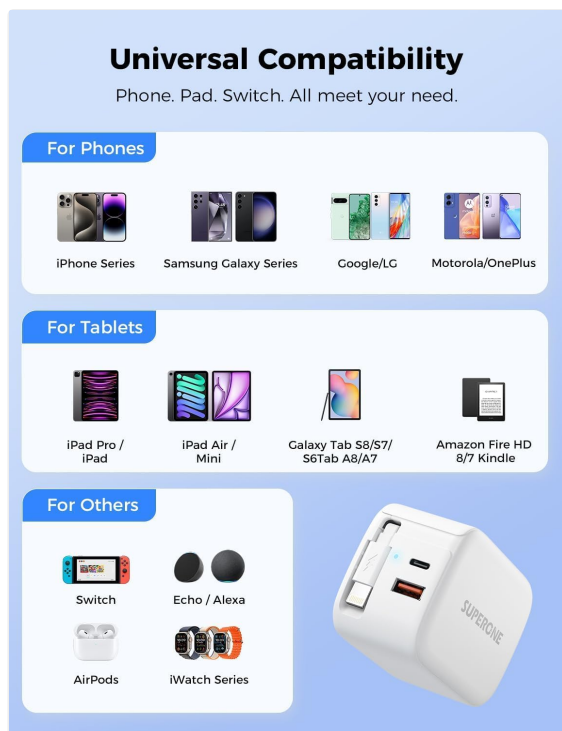


Image 5.3: A visual representation of the charger's compatibility with a wide range of devices, including iPhones, Samsung Galaxy phones, iPads, and other digital devices.

With its three output options, the charger is compatible with a broad range of electronic devices, including:

- **Apple Devices:** iPhone 16/16 Pro/16 Pro Max/15/14/13/12/11/SE3/XR/XS Max/X/8 Plus, iPad Air/Pro/Mini, AirPods Pro.
- **Android Devices:** Samsung Galaxy S23/S22/S21/S20 Ultra/S10/S9/S8 Plus, LG, Motorola, Google Nexus.
- Other digital devices that charge via Lightning, USB-C, or USB-A.

5.4 Multiple Security Protections



Image 5.4: A graphic depicting a shield with icons for

Voltage Protection, Short-Circuit Protection, Overload Protection, and Overheating Protection, illustrating the charger's safety features.

The charger incorporates advanced GaN6 technology and a multi-protection system to ensure device safety. This includes safeguards against overcurrent, overvoltage, overload, and short-circuit conditions. GaN6 components contribute to reduced power loss and improved heat dissipation, enhancing charging efficiency and potentially extending battery life by up to 25%.

5.5 Travel-Friendly Design



Image 5.5: The compact SUPERONE charger being placed into a suitcase, demonstrating its portability and space-saving design compared to multiple separate chargers.

The compact size and foldable plug, combined with the retractable cable, make this charger suitable for travel. It reduces the need to carry multiple chargers and cables, fitting easily into bags without causing scratches to other items.

6. MAINTENANCE AND CARE

- **Cleaning:** Disconnect the charger from the power outlet before cleaning. Use a soft, dry cloth to wipe the surface. Do not use liquid cleaners or aerosols.
- **Storage:** When not in use, retract the cable completely and fold the AC plug. Store the charger in a cool, dry place away from direct sunlight and extreme temperatures.
- **Handling:** Avoid dropping the charger or subjecting it to strong impacts. Do not attempt to disassemble or modify the charger.
- **Cable Care:** Always pull both ends of the retractable cable simultaneously when extending to prevent damage to the internal mechanism.

7. TROUBLESHOOTING

- **Device not charging:**
 - Ensure the charger is securely plugged into a working wall outlet.
 - Verify that the charging cable (built-in or external) is properly connected to both the charger and your device.
 - Test with a different cable or device to rule out cable or device issues.
 - Check if the device is compatible with the charger's output ports.
- **Slow charging:**
 - Ensure your device supports fast charging and that you are using a compatible cable.
 - Charging multiple devices simultaneously may distribute the total wattage, potentially reducing individual charging speeds.
 - Close background applications on your device to reduce power consumption during charging.
- **Retractable cable not retracting/extending smoothly:**

- When extending, pull both ends of the cable evenly.
 - When retracting, gently pull the cable an additional 1 cm (0.4 inches) to activate the retraction mechanism.
 - Avoid forcing the cable. If it remains stuck, contact customer support.
- **Charger feels warm:**
 - It is normal for the charger to become warm during operation, especially when charging multiple devices or fast charging.
 - If the charger becomes excessively hot, disconnect it immediately and contact customer support.

8. SPECIFICATIONS

Feature	Detail
Model Number	T17
Brand	SUPERONE
Input Voltage	120 Volts
Total USB Ports	3 (1x Retractable Cable, 1x USB-C, 1x USB-A)
Wattage	58W Total (PD 20W Retractable Cable, PD 20W USB-C, 18W USB-A)
Retractable Cable Length	90 cm (35.4 inches)
Special Features	3-in-1 Design, Advanced GaN6 Technology, Fast Charging, Foldable Plug, Multiple Security Protections
Compatible Devices	iPhone 16/15/14/13/12/11 Series, Galaxy, Pixel, Samsung, iPad, Air-Pods, and More
Package Dimensions	3.78 x 2.99 x 1.73 inches
Item Weight	5 ounces
Color	White







9. WARRANTY AND CUSTOMER SUPPORT

The SUPERONE 3-in-1 Retractable iPhone Charger Block comes with an 18-month warranty from the date of purchase. This warranty covers manufacturing defects and issues arising from normal use.

For technical support, warranty claims, or any questions regarding your product, please contact SUPERONE customer service. Our team is available to assist you.

Contact Information: Please refer to the contact details provided on the product packaging or the official SUPERONE website for the most current customer service information.

Related Documents - T17

	<p>SUPERONE Retractable Car Charger User Manual - Fast Charging, 4-in-1 Solution</p> <p>Comprehensive user manual for the SUPERONE Retractable Car Charger (Model PT-16). Learn about its features including fully retractable cables, 4-in-1 charging capabilities, voltage display, and all-round protections. Includes detailed specifications and warranty information.</p>
	<p>SUPERONE C48Q Multi-port Cigarette Lighter Adapter User Guide</p> <p>Comprehensive user guide for the SUPERONE C48Q multi-port car charger adapter. Learn about its features, including dual USB-A QC3.0 ports, 20W PD Type-C charging, two 12V-24V cigarette lighter sockets, voltage display, and safety protections. Includes setup, precautions, specifications, and warranty information.</p>
	<p>SUPERONE Magnetic Car Mount Charger User Guide</p> <p>Comprehensive guide for the SUPERONE Magnetic Car Mount Charger, detailing features, installation, operation, and troubleshooting for iPhone 12/13/14/15/16 and compatible devices.</p>
	<p>Magnetic Car Mount for iPhone 12/13/14 and Above - 3M Adhesive Model</p> <p>Detailed information about the SUPERONE Magnetic Car Mount for iPhone 12/13/14 and above. Features, installation instructions, safety precautions, and warranty details for the 3M adhesive model.</p>
	<p>SUPERONE MagSafe Magnetic Car Mount for iPhone 12-15: Installation Guide</p> <p>This guide provides detailed instructions for installing and using the SUPERONE MagSafe magnetic car mount, designed for iPhone 12, 13, 14, and 15 series. Learn about product features, installation steps, important precautions, and warranty information.</p>
	<p>SUPERONE 36W 6A Fast USB Car Charger User Manual</p> <p>Comprehensive user manual for the SUPERONE 36W 6A Fast USB Car Charger. Details features like pure copper body, dual PD/QC 3.0 ports, and safety protections. Includes technical specifications, usage notes, and warranty information.</p>