

## Manuals+

[Q & A](#) | [Deep Search](#) | [Upload](#)

Manuals.plus /

> [Ooyi](#) /

> Ooyi OY1 Smartwatch User Manual

## Ooyi OY1

# Ooyi OY1 Smartwatch User Manual

Model: OY1

## 1. INTRODUCTION

This manual provides instructions for the Ooyi OY1 Smartwatch. It covers device setup, operation, maintenance, and troubleshooting. Please read this manual thoroughly to ensure proper use and to understand all features of your smartwatch.

## OOYI OY1

Your 24/7 life companion,  
always ready to assist



BT  
Call



Sports  
Mode



Health  
Monitor



Voice  
Assistant



Image: The Ooyi OY1 Smartwatch is designed as a 24/7 life companion, offering Bluetooth calling, various sports modes, health monitoring, and a voice assistant.



Image: A detailed view of the Ooyi OY1 Smartwatch, showcasing its round display with multiple interface examples such as weather, a phone dialer, and an incoming message notification.

## 2. WHAT'S IN THE BOX

Verify that all items are present in the packaging:

- Ooyi OY1 Smartwatch
- Charging Cable
- User Manual



Image: An illustration showing the complete package contents: one Ooyi Smartwatch, one watch band, one charging cable, and one user manual.

### 3. INITIAL SETUP

#### 3.1. Charging the Device

Before first use, fully charge your Ooyi OY1 Smartwatch. Connect the provided charging cable to the charging port on the back of the watch and to a standard USB power source. The watch has a 300 mAh battery capacity and typically takes approximately 2 hours to fully charge.



Image: The smartwatch screen shows an 80% battery charge, highlighting its 300 mAh battery, 2-hour fast charging, and up to 30 days standby time.

#### 3.2. App Installation and Pairing

To access all features and synchronize data, download the companion fitness application on your smartphone. The smartwatch is compatible with both Android and iOS operating systems.

1. Scan the QR code in the manual or on the watch screen (if available) to download the app, or search for the app name in your phone's app store.
2. Install and open the application.
3. Enable Bluetooth on your smartphone.
4. Follow the in-app instructions to pair your Ooyi OY1 Smartwatch. Ensure the watch is powered on and near

your phone during the pairing process.

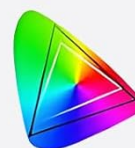
## 4. OPERATING INSTRUCTIONS

### 4.1. Basic Navigation

The OY1 Smartwatch features a 1.42-inch high-resolution HD touchscreen. Swipe left, right, up, or down to navigate through menus and functions. Press the side button to return to the home screen or access the app list.

## 1.42" HIGH-RESOLUTION TOUCH SCREEN

Wider screen, Clear vision, Better view



Rich colors

IPS

Wide vision



Clear visuals

Image: The smartwatch screen showcases a high-resolution display with rich colors and wide viewing angles, emphasizing its visual clarity.

### 4.2. Bluetooth Calling and Voice Assistant

The smartwatch supports Bluetooth calls, allowing you to make and receive calls directly from your wrist using the built-in HD speaker and microphone. It also integrates a voice assistant for hands-free control.



- **Making Calls:** Access the dial pad or contacts list on the watch to initiate a call.
- **Receiving Calls:** When a call comes in, you can answer or reject it directly from the watch screen.

- **Voice Assistant:** Activate the voice assistant feature to control music, ask questions, or set reminders using voice commands.

**BLUETOOTH**

**EMPOWERED SMARTWATCH:  
CONNECT AT YOUR WRIST**

Seamlessly answer calls and check messages, keeping you connected anytime, anywhere.




Image: This image illustrates the smartwatch's Bluetooth calling capabilities, showing users answering calls and checking messages on their wrist in different environments.

### 4.3. Instant Smart Notifications

Receive notifications for calls, texts, emails, and various app alerts directly on your smartwatch. The watch will vibrate to notify you, allowing you to read messages discreetly without needing to access your phone.

# STAY CONNECTED & INSTANT NOTIFIED

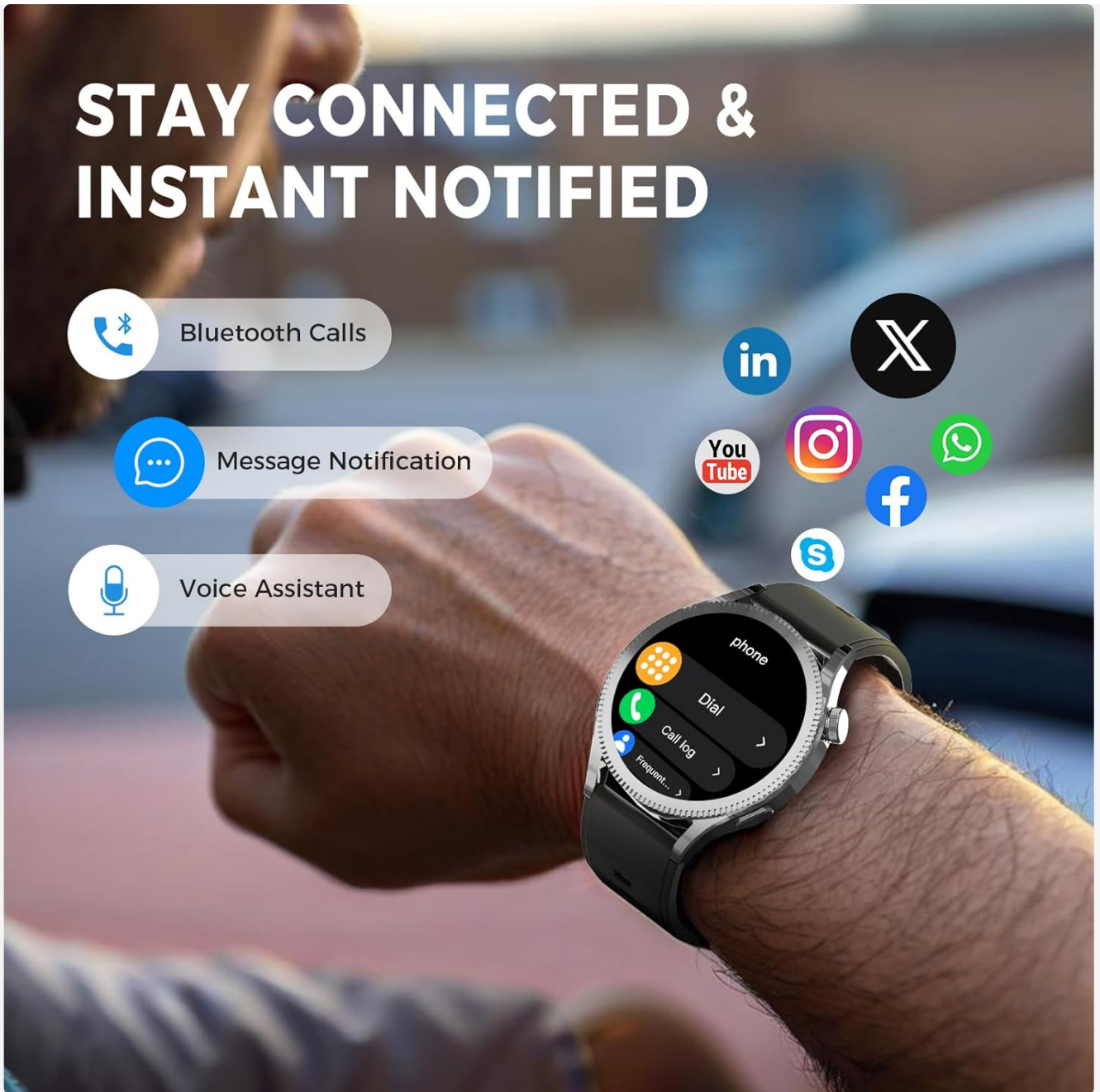
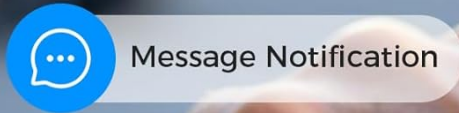


Image: The smartwatch interface shows options for Bluetooth calls, message notifications, and voice assistant, alongside icons for popular social media and communication applications, indicating its connectivity features.

## 4.4. Sports Modes and Activity Tracking

The OY1 Smartwatch offers multiple sports modes to track various physical activities with precision. It monitors heart rate, calories burned, and distance in real-time, syncing all data to your fitness application.

- **Available Modes:** Includes tracking for running, yoga, cycling, and many other activities.
- **Real-time Data:** View your performance metrics directly on the watch during your workout.

## A MULTITUDE OF SPORTS MODES ENGINEERED FOR EXCELLENCE

Discover a diverse range of workout modes on our smartwatch. Whether you're into cycling, or strength training, it's your perfect sports companion. Unleash your active side!



Image: The smartwatch screen shows a menu of diverse sports modes, including riding, mountain climbing, running, and brisk walking, emphasizing its comprehensive activity tracking.

### 4.5. Health Monitoring

The smartwatch provides 24/7 health monitoring features to help you track key health indicators.

- **Heart Rate:** Continuous heart rate monitoring.
- **Sleep Tracking:** Monitors sleep patterns and quality.
- **Step Counting:** Tracks daily steps and activity levels.
- **Blood Oxygen:** Measures blood oxygen saturation levels.

# KEEP AN EYE ON YOUR HEALTH 24/7

Safeguards Your Health On-demand




Image: The smartwatch screen shows various health metrics including heart rate, weather, step count, blood oxygen levels, sleep tracking, and exercise records, indicating its comprehensive health monitoring capabilities.

## MONITOR YOUR HEALTH DATA ANY TIME

Your personal health guardian, tracking health indicators around the clock



Image: This image illustrates the smartwatch's ability to monitor heart rate, blood oxygen, and sleep data, with an inset showing the green light sensors on the back of the device used for these measurements.

## 4.6. Customization and Other Tools

Personalize your smartwatch experience and utilize additional built-in tools.

- **Custom Dials:** Choose from numerous stylish designs or upload your own photos to personalize the watch face.
- **Additional Tools:** Access features such as weather forecasts, music/camera remote controls, alarm, stopwatch, calculator, and a 'Find My Phone' function.

## HUNDREDS OF CURATED DESIGNS + TAILORED CUSTOMIZATION - REDEFINE YOUR WRIST

Dynamic Displays: Adaptive to Your Day, Stunning in Every Way



Image: The smartwatch showcases a wide array of watch face designs, demonstrating the extensive customization options available through the companion smartphone application.



## 7. SPECIFICATIONS

Feature	Specification
Model Number	OY1
Screen Size	1.42 Inches HD Touchscreen
Shape	Round
Operating System	Android and iOS compatible
Connectivity Technology	Bluetooth
Battery Capacity	300 Milliamp Hours (mAh)
Battery Cell Composition	Lithium Polymer
Item Weight	4.2 ounces (0.12 Kilograms)
Product Dimensions	6.73 x 4.49 x 0.67 inches
Water Resistance	IP67 (Daily use, not for swimming/showering)
Special Features	Activity Tracker, Alarm Clock, Always On Display, Calendaring, Daily Workout Memory, Bluetooth Calls, Voice Assistant, Health Monitoring (Heart Rate, Sleep, Steps, Blood Oxygen), Sports Modes

## 8. WARRANTY AND SUPPORT

For warranty information or technical support, please refer to the documentation included with your purchase or contact Ooyi customer service through the official website or your retailer. Keep your purchase receipt for warranty claims.

