

nuphy Air75 HE

NuPhy Air75 HE Rapid Trigger Gaming Keyboard User Manual

Brand: nuphy | Model: Air75 HE

1. INTRODUCTION

The NuPhy Air75 HE is a high-performance, low-profile magnetic gaming keyboard designed for speed, precision, and customization. Featuring advanced Hall Effect switches, rapid trigger technology, and an 8000Hz polling rate, it offers an unparalleled gaming and typing experience. This manual provides detailed instructions for setting up, operating, maintaining, and troubleshooting your Air75 HE keyboard.

Key Features:

- **NuPhyIO Self-developed Driver:** Intuitive interface for real-time key sensitivity tweaks and customizable adjustments.
- **Quick Keyboard Profile Switching:** Top dial for one-step switching between pre-set keyboard profiles for different usage scenarios.
- **Fast Response with Low Latency:** 8000Hz polling rate and 8000Hz PCB scan rate for significantly lower latency and faster response times.
- **Two Actions for One Keypress (One Key Dual Action):** Assign two different movements to a single key based on varying actuation pressure for complex skill combinations.
- **Rapid Trigger Tech:** Magnetic Switches offer a sensitivity range of 0.1-3.3mm with 0.01mm adjustable accuracy for high-precision key triggering.
- **Backlight Support:** Adjustable RGB backlight via web driver with pulsating light effects.
- **SOCED Function:** Customize priority for simultaneous key presses.

2. WHAT'S IN THE BOX

Carefully unpack your NuPhy Air75 HE keyboard and ensure all components are present:

- 1 x Air75 HE Keyboard

- 1 x 1.5m (59 inches) USB-C Cable
- 1 x Keycap/Switch Puller
- 5 x Extra PBT Keycaps
- 9 x Extra PC Keycaps
- 1 x Quick Guide/Poster



Magnetic Switch


Switch	Initial Force	End Force	Actuation Range	RT Sensitivity	Bottom-out Magnetic Flux
 Low-Profile Magnetic Jade	30 ±10gf	50 ±10gf	0.1- 3.3 mm	0.01 mm	680 ±70Gs
 Low-Profile Magnetic Jade Pro (Full POM)	40 ±10gf	60 ±10gf	0.1- 3.3 mm	0.01 mm	680 ±70Gs

Image: All components included in the NuPhy Air75 HE package.

3. SETUP

Follow these steps to set up your NuPhy Air75 HE keyboard:

1. **Connect the Keyboard:** Use the provided USB-C cable to connect the keyboard to your computer's USB port. The keyboard is wired and does not require batteries for operation.
2. **Adjust Keyboard Angle:** The Air75 HE features adjustable feet on the bottom. Flip them out to achieve your preferred typing angle.
3. **Select Operating Mode:** On the side of the keyboard, locate the mode switch. Choose between M1 (Gaming), M2 (Windows), or M3 (Mac) depending on your operating system and intended use. This allows for optimized key mappings and performance.

4. **Install NuPhyIO Driver (Optional but Recommended):** For full customization and real-time adjustments of features like actuation points and lighting, download and install the NuPhyIO driver from the official NuPhy website.



Image: Side view of the keyboard, highlighting the USB-C port and mode selection switch.



Image: The underside of the keyboard with its adjustable feet extended.

Video: A demonstration of the NuPhy Air75 HE magnetic switch keyboard's physical features and unboxing experience.

4. OPERATING INSTRUCTIONS

The NuPhy Air75 HE offers a range of advanced features to enhance your experience:

4.1. NuPhyIO Driver Customization

The self-developed NuPhyIO driver provides a user-friendly interface for comprehensive keyboard customization. You can adjust key sensitivity, remap keys, and configure lighting effects in real-time. Customizable adjustments appear instantly on the user interface, including real-time key sensitivity tweaks.

4.2. Rapid Trigger Technology

Air75 HE Magnetic Switches offer a sensitivity range of 0.1-3.3mm with a maximum adjustable accuracy of 0.01mm. This allows you to personalize the entire keyboard with a high degree of precision, meeting your requirements for high-precision key triggering. Keys can be actuated with minimal movement, and reset instantly upon release, providing a competitive edge in gaming.

4.3. One Key Dual Action

With One Key Dual Action, the NuPhy Air75 HE lets you assign two different movements to a single key based on varying actuation pressure. This enables you to execute two distinct styles with just one tap, drastically simplifying complex skill combinations. You'll be able to perform a sequence of actions instantly.

4.4. High Polling Rate

The keyboard features both an 8000Hz polling rate and an 8000Hz PCB scan rate. This significantly reduces latency compared to most other magnetic switch keyboards, making your inputs registered up to 50 times faster than traditional gaming keyboards.

4.5. Backlight Customization

The Air75 HE gaming keyboard supports various backlight modes, which can be adjusted via the web driver. The lighting can pulsate with your every keystroke, enhancing the immersive experience, especially in gaming environments.

Video: A dynamic light show demonstrating the RGB backlight capabilities of the NuPhy Air75 HE gaming keyboard.

4.6. SOCD Function

When two bound keys are pressed simultaneously, the SOCD (Simultaneous Opposite Cardinal Directions) function allows you to customize the priority to choose to trigger only one of the keys or neither of them. This is particularly useful in fighting games or other applications requiring precise directional inputs.

4.7. Quick Profile Switching

The top dial on the Air75 HE magnetic switch keyboard allows for one-step switching between pre-set keyboard profiles. This eliminates the need to reconfigure keys for varying usage scenarios, making it easy to switch between different game settings or office work layouts.

rapid mode switching

The compact key layout facilitates portability, allowing for one-click switching between parameters set for different games.



Image: The keyboard's rapid mode switching feature, allowing quick changes between different profiles.

Video: A demonstration of the typing sounds produced by the NuPhy Air75 HE Gaming Keyboard with different switch types.

5. MAINTENANCE

Proper maintenance will ensure the longevity and optimal performance of your keyboard:

- **Cleaning:** Regularly clean the keycaps and keyboard surface with a soft, dry cloth. For deeper cleaning, you can use a mild cleaning solution applied to the cloth (not directly to the keyboard).
- **Keycap and Switch Removal:** Use the provided keycap/switch puller to carefully remove keycaps and switches for cleaning or replacement. The hot-swappable design allows for easy customization and maintenance of individual switches.
- **Avoid Liquid Spills:** Keep liquids away from the keyboard to prevent damage to internal components.



Switch	Initial Force	End Force	Actuation Range	RT Sensitivity	Bottom-out Magnetic Flux
 Low-Profile Magnetic Jade	30 ±10gf	50 ±10gf	0.1- 3.3 mm	0.01 mm	680 ±70Gs
 Low-Profile Magnetic Jade Pro (Full POM)	40 ±10gf	60 ±10gf	0.1- 3.3 mm	0.01 mm	680 ±70Gs

Image: The hot-swappable design allows for easy removal and replacement of keycaps and switches.

6. TROUBLESHOOTING

If you encounter issues with your NuPhy Air75 HE, refer to the following common problems and solutions:

- **Keyboard Not Responding:**

- Ensure the USB-C cable is securely connected to both the keyboard and your computer.
- Try connecting to a different USB port on your computer.
- Verify the mode switch (M1/M2/M3) is set correctly for your operating system.

- **Keys Not Registering or Double-Typing:**

- Check the actuation point settings in the NuPhyIO driver. Adjusting the sensitivity may resolve the issue.
- Ensure the magnetic switches are properly seated. If a switch feels loose, gently press it down or remove and reinsert it.

- **Backlight Not Working or Incorrect:**

- Confirm backlight settings in the NuPhyIO driver.
- Ensure the keyboard is receiving sufficient power from the USB port.

- **NuPhyIO Driver Not Detecting Keyboard:**

- Ensure the driver software is up-to-date.
- Restart your computer and the keyboard.
- Try reinstalling the NuPhyIO driver.

If these steps do not resolve your issue, please contact NuPhy customer support for further assistance.

7. SPECIFICATIONS

Product Dimensions	12.46 x 5.22 x 0.72 inches
Item Weight	1.54 pounds
Manufacturer	nuphy
Language	English
ASIN	B0DP42TFQL
Item Model Number	Air75 HE
Batteries	1 9V batteries required (for internal components, not user-replaceable for primary power)
Brand	nuphy
Compatible Devices	Laptop, PC, Tablet
Connectivity Technology	USB-C
Keyboard Description	Support Windows/macOS/Linux systems
Color	Grey
Number of Keys	84
Keyboard Backlighting Color Support	RGB
Style	Magnetic Switch Gaming Keyboard







8. WARRANTY AND SUPPORT

Your NuPhy Air75 HE keyboard is manufactured by nuphy. For warranty information and support, please refer to the official NuPhy website or contact the seller, NuPhy-Store, directly.

This product typically includes a return policy of 30 days for refund or replacement. Extended protection plans may also be available for purchase, offering coverage for 3 or 4 years, or a monthly complete protection plan.

For the most up-to-date support resources, including FAQs and driver downloads, visit the official NuPhy support page.

Related Documents - Air75 HE

	<p>NuPhy NOSZS Quick Guide: Setup, Settings, and VIA Configuration</p> <p>A comprehensive quick guide for the NuPhy NOSZS mechanical keyboard, covering system selection, backlight and sidelight settings, sleep mode, key combos, and VIA software configuration. Learn to customize your typing experience.</p>
	<p>NuPhy KICK75 Installation Guide: Low & High Profile Assembly</p> <p>Detailed installation and assembly guide for the NuPhy KICK75 mechanical keyboard. Learn how to disassemble, install switches, set up stabilizers, and configure both low and high profile versions. Includes visual descriptions of diagrams and key layouts.</p>
	<p>NuPhy AIR75 Quick Guide: Keyboard Operation, Lighting, and Settings</p> <p>A concise guide to the NuPhy AIR75 keyboard, covering operation modes, RGB lighting customization, backlight settings, sleep mode, and screenshot shortcuts.</p>
	<p>NuPhy Air75 Quick Guide & FAQ</p> <p>A comprehensive quick guide and frequently asked questions for the NuPhy Air75 keyboard, covering connection modes, backlight settings, knob installation, and troubleshooting.</p>
	<p>NuPhy FIELD75 Keyboard Quick Guide: Operation Modes, Settings, and Shortcuts</p> <p>A quick guide to the NuPhy FIELD75 keyboard, covering keyboard operation modes, backlight settings, G-key functions, sleep mode, and various shortcuts for enhanced productivity and gaming.</p>
	<p>NuPhy AIR75 V2 Quick Guide</p> <p>A quick guide to the NuPhy AIR75 V2 keyboard, covering system selection, connection modes, wireless device pairing, backlight and sidelight settings, sleep mode, shortcuts, and VIA keymap configuration.</p>