

Saiyin 6301H Pro Gray

Saiyin Soundbar User Manual

Model: 6301H Pro Gray

INTRODUCTION

Thank you for purchasing the Saiyin Soundbar. This manual provides detailed instructions for setting up, operating, and maintaining your soundbar to ensure optimal performance and longevity. Please read this manual thoroughly before use and retain it for future reference.



The Saiyin Soundbar (Model 6301H Pro Gray) positioned in front of a television, with its remote control nearby.

PACKAGE CONTENTS

Please check the package carefully to ensure all items are present and in good condition:

- Saiyin Soundbar x1
- Remote Control x1
- Power Adapter x1
- Optical Cable x1
- 3.5mm Audio Cable x1
- User Manual x1
- Wall Mount Kits x4



An overview of all items included in the Saiyin Soundbar package.

PRODUCT OVERVIEW

Audio Components

The Saiyin Soundbar is engineered for enhanced audio performance, featuring a sophisticated speaker configuration:

- **2 Horn Tweeters:** Deliver crisp, clear high-frequency sounds.
- **2 Power Woofers:** Provide rich, deep bass and robust low-frequency response.



Detailed internal view highlighting the two horn tweeters and two power woofers within the soundbar.



A diagram illustrating the soundbar's 17-inch length and the positioning of its tweeters and woofers.

Key Features

- **Compact Design:** At 17 inches, it fits easily into various spaces.
- **Vocal Enhancement:** Delivers clear and rich vocal quality.
- **DSP with 3 EQ Sound Effects:** Optimize audio for Movie, Music, and News content.
- **Bluetooth 5.3:** Ensures faster pairing, extended range, and stable wireless connection.
- **Multiple Connectivity:** Supports Bluetooth, Optical, and AUX inputs.
- **Flexible Placement:** Can be placed on a TV cabinet or wall-mounted.



WHY CHOOSE US?

Saiyin®

✓ 2 Tweeters	✗ Others
✓ 2 Powerful Woofers	✗ 1 Tweeter
✓ 3 EQ Sound Effects	✗ 1 Woofer
✓ 5.3 Bluetooth Chip	✗ None
✓ Optical, Aux Connection	✗ 5.0 Bluetooth Chip
	✗ Only Aux Connection

A visual comparison of the Saiyin Soundbar's features, including its 2 tweeters, 2 woofers, 3 EQ sound effects, Bluetooth 5.3, and multiple connectivity options, against typical alternatives.

SETUP

Placement

The Saiyin Soundbar offers versatile placement options to suit your home theater setup:

- **Tabletop Placement:** Position the soundbar directly on a TV cabinet or shelf below your television.
- **Wall Mounting:** Utilize the included wall mount kits to securely attach the soundbar to the wall. This saves space and enhances decor.



The soundbar is shown wall-mounted, demonstrating its space-saving and aesthetic benefits.

Fits Multiple TV Sizes

45" 55" 60" TVs



The compact size of the soundbar makes it suitable for use with multiple TV sizes, including 45", 55", and 60" televisions.

Connecting to Your TV

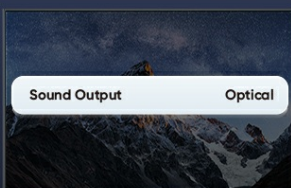
The Saiyin Soundbar supports multiple connection methods:

Optical Connection (Recommended for best audio quality)

1. Connect one end of the included optical cable to the OPTICAL OUT port on your TV.
2. Connect the other end of the optical cable to the OPTICAL IN port on the soundbar.
3. On your TV, navigate to the audio settings and select "Optical" as the sound output.
4. **Important:** To avoid silent or noisy output, disable Dolby/DTS on your TV's audio settings. For streaming apps (Netflix, Amazon Prime Video, HBO, Hulu, YouTube, etc.), also disable Dolby/DTS within the app's audio settings if available.

How to adjust TV settings with optical cable?

1



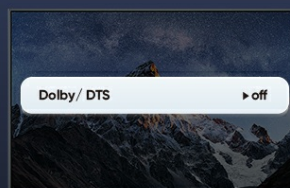
Settings>Sound>Sound Output>
Optical

2




Settings > Sound > Expert Settings >
DigitalOutput Audio Format >
PCM/Stereo Sound

3



To avoid silent or noisy output from
thesoundbar, please disable the
Dolby/ DTS on your TV.

4



To avoid silent or noisy output from
thesoundbar, please disable the
Dolby/ DTS onstreaming App like
Netflix, Amazon PrimeVideo, HBO,
Hulu, Youtube.etc.

Visual guide demonstrating how to configure TV audio settings for optical cable connection, including disabling Dolby/DTS.

AUX Connection

1. Connect one end of the included 3.5mm audio cable to the AUX OUT port on your TV or audio source.
2. Connect the other end of the 3.5mm audio cable to the AUX IN port on the soundbar.
3. On the soundbar, select the AUX input mode.

Bluetooth Connection

1. Ensure the soundbar is powered on and in Bluetooth pairing mode (indicated by a flashing blue light).
2. On your device (smartphone, tablet, PC, projector), enable Bluetooth and search for "Saiyin Soundbar".
3. Select "Saiyin Soundbar" from the list of available devices to pair. Once connected, the indicator light will become solid blue.

OPERATING INSTRUCTIONS

Controls

The soundbar can be controlled using either the included remote control or the buttons located on the top of the soundbar.



The soundbar can be operated via its dedicated remote control or the integrated buttons on the device itself.

Power On/Off

- Press the **Power** button on the remote or the soundbar to turn the unit on or off.

Input Selection

- Press the **MODE** button on the remote or soundbar to cycle through available input sources: Bluetooth (BT), Optical (OPT), and Auxiliary (AUX).


Volume Control

- Press the **Volume Up (+)** or **Volume Down (-)** buttons on the remote or soundbar to adjust the volume level.

EQ Sound Effects

The soundbar features three Digital Signal Processing (DSP) EQ modes to optimize your listening experience:

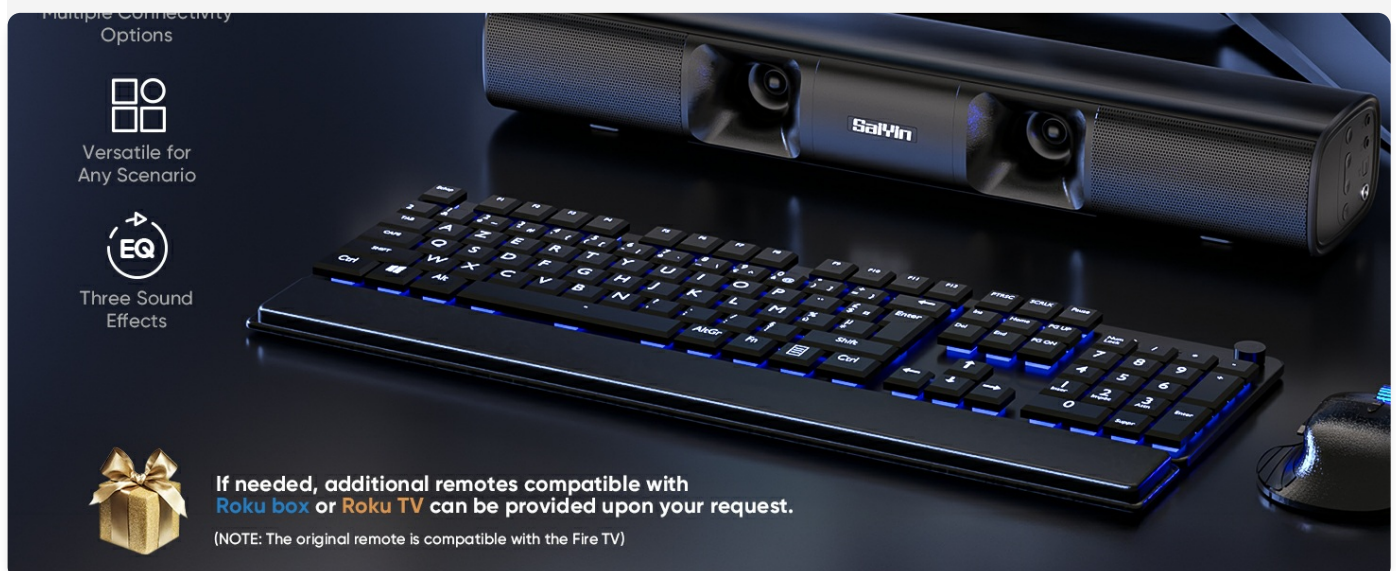
- **Movie Mode:** Enhances explosion sounds and cinematic effects for an immersive movie experience.
- **Music Mode:** Provides rich bass and balanced sound for music playback.
- **News Mode:** Clarifies dialogue and vocals, making news broadcasts and conversations easier to understand.



The soundbar offers dedicated EQ modes for Music, Movie, and News content, each optimized for specific audio characteristics.

Remote Compatibility

The original remote control is compatible with Fire TV. If you require additional remotes compatible with Roku Box or Roku TVs, please contact customer support for assistance.



The soundbar's remote control is compatible with Fire TV, and additional remotes for Roku Box or Roku TVs can be provided upon request.

Maintenance

- **Cleaning:** Use a soft, dry cloth to clean the surface of the soundbar. Do not use liquid cleaners or aerosols.
- **Storage:** When not in use for extended periods, store the soundbar in a cool, dry place away from direct sunlight and extreme temperatures.
- **Ventilation:** Ensure proper ventilation around the soundbar to prevent overheating. Do not block any ventilation openings.

Troubleshooting

Problem	Possible Cause	Solution
No sound from soundbar.	<ul style="list-style-type: none">• Soundbar not powered on.• Incorrect input source selected.• Volume too low or muted.• Cables not connected properly.• TV audio settings incorrect (e.g., Dolby/DTS enabled for Optical).	<ul style="list-style-type: none">• Ensure soundbar is powered on.• Press MODE button to select correct input (BT, OPT, AUX).• Increase volume or unmute.• Check all cable connections.• Disable Dolby/DTS on TV and streaming app audio settings.
Bluetooth connection issues.	<ul style="list-style-type: none">• Soundbar not in pairing mode.• Device too far from soundbar.• Interference from other devices.	<ul style="list-style-type: none">• Ensure soundbar is in Bluetooth pairing mode (flashing blue light).• Move device closer to soundbar (within 33 feet/10 meters).• Turn off other Bluetooth devices nearby.• Forget "Saiyin Soundbar" on your device and re-pair.
Remote control not working.	<ul style="list-style-type: none">• Batteries are dead or inserted incorrectly.• Obstruction between remote and soundbar.	<ul style="list-style-type: none">• Replace batteries and ensure correct polarity.• Remove any obstructions and point remote directly at the soundbar's sensor.

Specifications

Feature	Detail
Model Name	6301H Pro Gray
Speaker Type	Soundbar
Speaker Configuration	2 Tweeters, 2 Woofers
Speaker Maximum Output Power	50 Watts
Surround Sound Channel Configuration	2.0
Connectivity Technology	Auxiliary, Bluetooth, Optical
Bluetooth Version	5.3

Feature	Detail
Compatible Devices	Laptop, Projector, Smartphone, Tablet, Television
Color	Gray
Product Dimensions	5.13 x 18.37 x 5.17 inches
Item Weight	2.83 pounds
Power Source	Corded Electric
Manufacturer	Shenzhen Saiyin Electronics Co.,Ltd

WARRANTY AND SUPPORT

Saiyin provides customer support for its products. If you encounter any issues or have questions regarding your soundbar, please refer to the contact information provided in the product packaging or visit the official Saiyin website for assistance. Please retain your proof of purchase for warranty claims. For any inquiries, Saiyin offers 24/7 service.

