

HLBETMETH-WHITE

Open XG99 Headphones User Manual

Model: HLBETMETH-WHITE

1. INTRODUCTION

The Open XG99 Headphones are designed to provide a comfortable and immersive audio experience. Featuring advanced directional sound technology and 14mm dynamic drivers, these open-ear earbuds deliver clear highs and deep bass. With Bluetooth 5.4 connectivity, they offer stable and fast pairing for uninterrupted listening.

This manual provides detailed instructions on how to set up, operate, and maintain your Open XG99 Headphones to ensure optimal performance and longevity.



Figure 1.1: Open XG99 Headphones, charging case, and usage examples.

2. PACKAGE CONTENTS AND SETUP

2.1. Package Contents

Before you begin, please ensure all items are present in the package:

- 1 Pair of Open XG99 Headphones
- 1 Charging Case
- 1 Instruction Manual (this document)
- 1 Data Cable (Type-C)
- 1 Lanyard

2.2. Initial Charging

It is recommended to fully charge the headphones and charging case before first use.

1. Place the Open XG99 Headphones into their respective slots in the charging case.
2. Connect the provided Type-C data cable to the charging port on the case and the other end to a USB power source (e.g., wall adapter, computer USB port).
3. The charging case features a digital display screen that indicates the battery level. Allow approximately 1 hour for a full charge.

Large capacity battery compartment Let you have no electricity anxiety

*Type-C charging is more convenient,
With the charging bin lasting all day*



Figure 2.1: Charging case with Type-C port and digital battery display.

2.3. Bluetooth Pairing

Follow these steps to pair your Open XG99 Headphones with your device:

1. Ensure the headphones are charged and placed in the charging case.
2. Open the charging case. The headphones will automatically enter pairing mode.
3. On your device (smartphone, tablet, laptop), navigate to the Bluetooth settings.
4. Turn on Bluetooth and search for available devices.
5. Select "Open XG99" from the list of found devices.
6. Once connected, the headphones will indicate successful pairing (e.g., a voice prompt or LED indicator).

The headphones utilize Bluetooth 5.4 technology for a stable and fast connection with an effective range of up to 10 meters.



Figure 2.2: Open XG99 Headphones highlighting Bluetooth 5.4 connectivity.

3. OPERATING INSTRUCTIONS

3.1. Wearing the Headphones

The Open XG99 Headphones feature an ergonomic hanging ear design for comfortable and secure fit, allowing your ears to breathe freely during extended use.

Upgrade Hanging Ear Design *Comfort*

Let the ears breathe freely

Open listening, more comfortable outdoors and indoors



Figure 3.1: Proper wearing of the Open XG99 Headphones.

3.2. Audio Features

The Open XG99 Headphones incorporate several advanced audio technologies:

- **Directional Sound Technology:** Delivers audio directly to your ears while minimizing sound leakage, providing a private listening experience.
- **14mm Large Dynamic Drivers:** Engineered to produce robust bass and crystal-clear treble across various music genres.
- **360° Surround Sound:** Creates an immersive, three-dimensional audio environment, enhancing both music and movie experiences.

Listen to your heart and hear pleasant sounds PV composite diaphragm speaker unit



Figure 3.2: Internal components, highlighting the speaker unit.

3.3. Battery Life and Charging

The headphones offer extended playtime, with the charging case providing additional power:

- **Earbud Battery Capacity:** 40mAh per earbud.
- **Charging Case Battery Capacity:** 300mAh.
- **Playtime:** Up to 6 hours on a single charge for the earbuds (as per specifications). The charging case extends total playtime significantly, with some visuals indicating up to 25 hours and feature bullets stating up to 90 hours. Actual performance may vary.
- **Charging Time:** Approximately 1 hour for a full charge of the earbuds and case.

The digital display on the charging case provides real-time battery status, ensuring you are aware of the remaining power.

4. MAINTENANCE

4.1. Cleaning

To maintain the performance and appearance of your headphones:

- Gently wipe the earbuds and charging case with a soft, dry, lint-free cloth.
- Do not use abrasive cleaners, alcohol, or chemical solvents.
- Ensure charging contacts on both the earbuds and case are clean and free of debris.

4.2. Storage

When not in use, store the headphones in their charging case to protect them from dust and damage. Store the device in a cool, dry place, away from extreme temperatures and direct sunlight.

4.3. Water Resistance

The Open XG99 Headphones are rated as waterproof. While they can withstand splashes and sweat, they are not designed for submersion. Avoid prolonged exposure to water or use during swimming.

5. TROUBLESHOOTING

If you encounter issues with your Open XG99 Headphones, please refer to the following common solutions:

Problem	Possible Cause / Solution
Headphones do not turn on or connect.	Ensure the headphones and charging case are fully charged. Place headphones back into the case, close it, and then open it again to reset. Check if Bluetooth is enabled on your device.
Cannot pair with device / "Authorization code invalid".	Ensure headphones are in pairing mode (open the case). Forget or remove "Open XG99" from your device's Bluetooth list and attempt to pair again. Restart your device and the headphones. Ensure no other devices are currently connected to the headphones.
No sound or low volume.	Adjust the volume on both your device and the headphones. Ensure the headphones are properly connected to your device. Check if the audio output on your device is set to the headphones.
Charging issues.	Verify the Type-C cable is securely connected to both the case and the power source. Try a different charging cable or power adapter. Ensure the charging contacts on the earbuds and inside the case are clean.

6. SPECIFICATIONS

Feature	Detail
Model Name	HLBETMETH-WHITE
Bluetooth Version	5.4
Effective Range	10 Meters
Earbud Battery Capacity	40mAh (Per Earbud)
Charging Case Battery Capacity	300mAh
Charging Time	Approximately 1 Hour
Charging Port	Type-C
Water Resistance Level	Waterproof
Item Weight	50 Grams (approx. 1.76 ounces)
Manufacturer	Generic
Color	White (as per current product variant)







7. WARRANTY AND SUPPORT

7.1. Warranty Information

Specific warranty details for the Open XG99 Headphones are typically provided by the manufacturer or retailer at the time of purchase. Please refer to your purchase documentation or contact the seller for information regarding warranty coverage and terms.

7.2. Customer Support

For technical assistance, troubleshooting beyond this manual, or inquiries regarding your product, please contact the manufacturer or the point of purchase. Contact information can usually be found on the product packaging or the retailer's website.

	<p>Hama Freedom Light II Bluetooth Headphones: Features and Specifications</p> <p>Detailed information on the Hama Freedom Light II True Wireless Bluetooth headphones, including features like touch control, voice assistant compatibility, battery life, and technical specifications.</p>
	<p>MUSICOZY White Noise Sleep Headphones User Manual</p> <p>Comprehensive user manual for the MUSICOZY White Noise Sleep Headphones. Learn about Bluetooth 5.2 connectivity, white noise modes, call functions, charging, maintenance, and troubleshooting for this comfortable sleep accessory.</p>
	<p>ROG Cetra II Core Moonlight White Gaming In-Ear Headphones Quick Start Guide</p> <p>This guide provides instructions for setting up and using the ROG Cetra II Core Moonlight White gaming in-ear headphones, including package contents, system requirements, product overview, and in-line controller functions.</p>
	<p>Kreafunk aSENSE In-ear Headphones with ANC - Operation Manual</p> <p>Kreafunk aSENSE in-ear headphones with ANC: This operation manual provides detailed instructions on setup, Bluetooth pairing, charging, controls, and maintenance for your aSENSE wireless earbuds. Discover features like Active Noise Cancellation (ANC) and environmental noise cancellation (ENC). Product compliance and sustainability information included.</p>
	<p>Soundcore Sleep A30 Earbuds: Comprehensive FAQ and Troubleshooting Guide</p> <p>Find answers to common questions about your Soundcore Sleep A30 earbuds, covering specifications, wearing comfort, operation, charging, Bluetooth connectivity, sound quality, app features, alarms, and maintenance.</p>
	<p>Sennheiser ACCENTUM Plus Wireless Headphones: Features, Specifications, and Overview</p> <p>Discover the Sennheiser ACCENTUM Plus Wireless headphones, featuring adaptive hybrid ANC, 50-hour battery life, personalized sound, and comfortable design. This document provides detailed technical specifications, product information, and packaging details.</p>