

- › [LOFREE](#) /
- › [LOFREE Flow Lite 84 Keys Low Profile Mechanical Keyboard User Manual](#)

LOFREE OE921

LOFREE Flow Lite 84 Keys Low Profile Mechanical Keyboard User Manual

Model: OE921

Brand: LOFREE

1. INTRODUCTION

The LOFREE Flow Lite 84 Keys Low Profile Mechanical Keyboard is a versatile and comfortable input device designed for enhanced typing experience. It features a compact 75% layout, swappable switches, and multiple connectivity options. Born from the Flow series, this keyboard offers a refined design with a textured ABS body, providing a soothing touch for prolonged use.



Figure 1: LOFREE Flow Lite 84 Keys Low Profile Mechanical Keyboard (Marble)

2. SETUP

2.1. Powering On/Off and Charging

Locate the power toggle switch on the side of the keyboard to turn it on or off. To charge the keyboard, connect the provided USB-C cable to the keyboard's USB-C port and a power source. A full charge takes approximately 3 hours, providing up to 80 hours of working time with all lights off.

Three Mode Conneciton with Seamless Multi-Device Switch



Figure 2: Keyboard Connectivity Ports and Power Switch

2.2. Connectivity Options

The Flow Lite keyboard offers three versatile connection modes:

- **Wired Connection:** Connect the keyboard directly to your computer using the provided USB-C to USB-A cable.
- **2.4GHz Wireless Connection:** Insert the 2.4GHz wireless dongle (located magnetically on the back of the keyboard) into a USB port on your device. The keyboard supports a 1000Hz polling rate for fast and responsive performance.
- **Bluetooth Connection:** The keyboard can connect to up to three different Bluetooth devices. To pair, ensure the keyboard is in Bluetooth mode (via the side switch) and follow your device's Bluetooth pairing instructions. The keyboard is compatible with Windows, Mac, iOS, and Android devices.

1000Hz



Figure 3: 1000Hz Polling Rate for Responsive Performance

3. OPERATING THE KEYBOARD

3.1. Key Features

- **Low-Profile Design:** Designed for a more natural wrist position, the Flow Lite84 features a lower front height compared to traditional keyboards, providing effortless precision and comfort during long typing sessions.
- **Specter Full POM Linear Switches:** Equipped with new Lofree and Kailh Low-profile Full POM Switches, these switches have a reduced operating force of 40gf (from 50gf), minimizing finger joint fatigue.
- **PBT Double Shot Keycaps:** These durable keycaps offer a comfortable matte texture and a delicate, tactile feel. The two-tone design uses PC for backlighting and PBT for the rest of the keycap, ensuring longevity and clear characters.
- **Gasket Design:** The upgraded Gasket Mount's sound-dampening layer enriches each keystroke with a richer, more satisfying tone, accommodating both 50gf and 40gf switches.

- **Adjustable Kickstand and Roller Volume:** The built-in adjustable kickstand provides two angles (3° and 6°) for ergonomic typing. The integrated aluminum volume wheel offers intuitive control over audio levels.



Kailh × Lofree

New POM Buddies



Voice Refined



Upgraded POK Stem



Linear Touch



Hot Swappable

Figure 4: Specter Full POM Linear Switches

PBT+PC Double Shot Design for Shine-Through




Figure 5: PBT Double Shot Keycaps

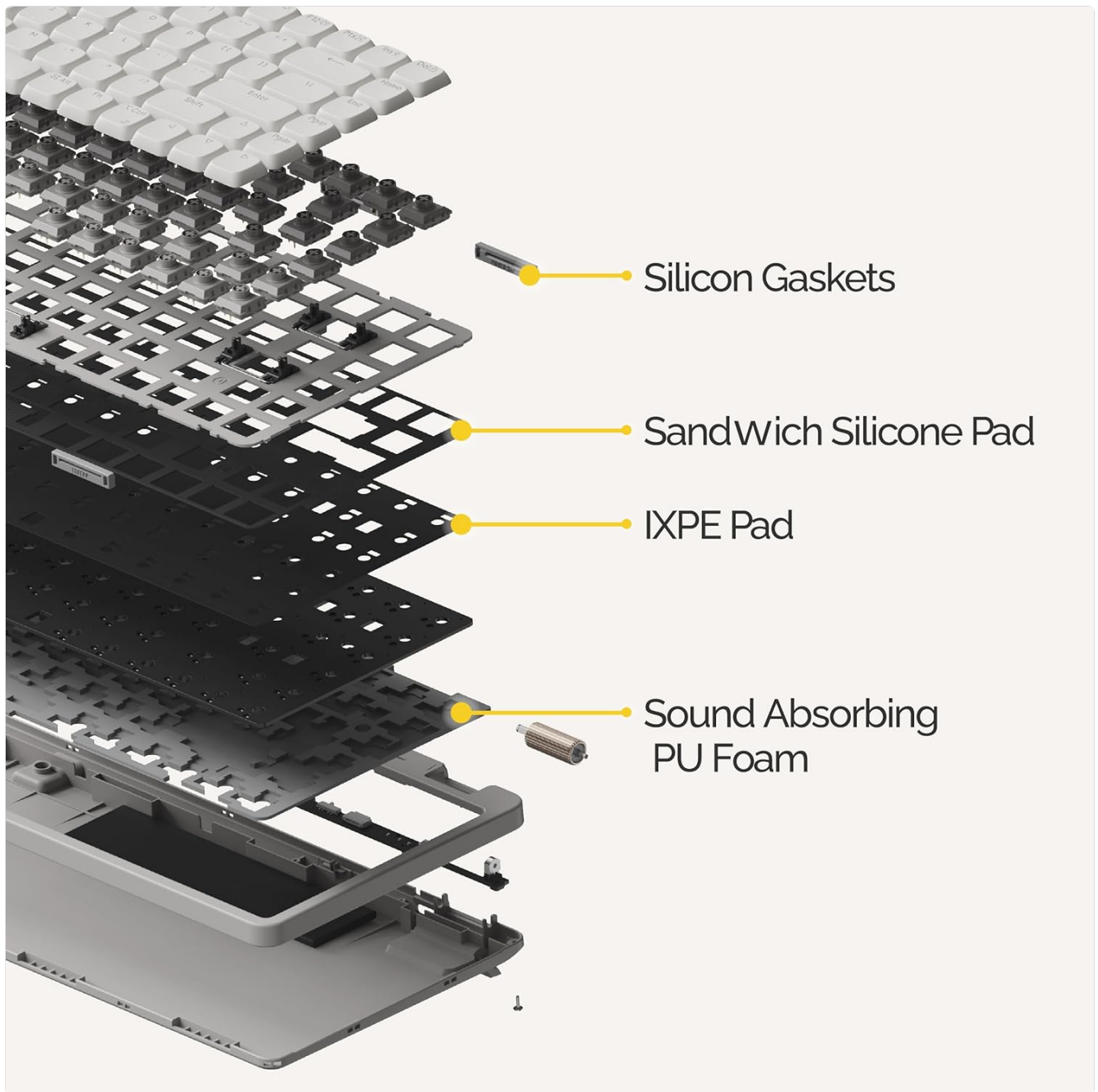


Figure 6: Gasket Design Layers

Roll Up the Volume



Figure 7: Integrated Volume Roller

3.2. Lofree Key Mapper Software

Customize every key to your liking with the new Lofree Key Mapper software. This tool allows for personalized key remapping and lighting effects. Please note that the Lofree Key Mapper is designed exclusively for FLOW LITE and is compatible with Windows operating systems only.

Lofree Key Mapper

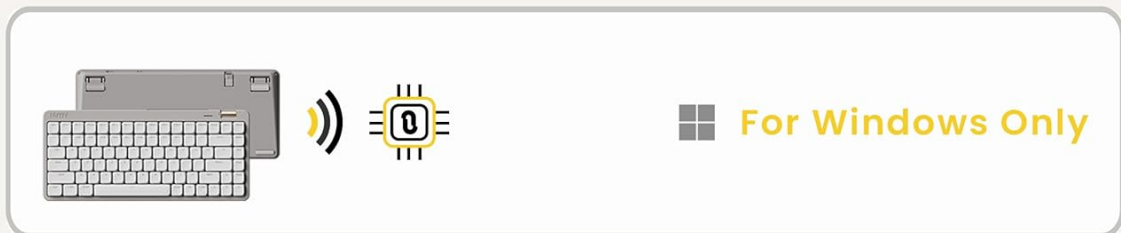


Figure 8: Lofree Key Mapper Software Interface (Windows Only)

3.3. Official Product Video

Your browser does not support the video tag.

Video 1: The Overview of LOFREEN FLOW LITE Mechanical Keyboard. This video provides an overview of the LOFREEN FLOW LITE Mechanical Keyboard, showcasing its design, features, and functionality.

4. MAINTENANCE

To ensure the longevity and optimal performance of your LOFREEN Flow Lite keyboard, regular maintenance is recommended:

- **General Cleaning:** Use a soft, dry cloth to wipe down the keyboard surface. For deeper cleaning, gently remove keycaps (if comfortable) and use compressed air to clear debris from beneath.
- **Keycap and Switch Care:** As the keyboard features hot-swappable switches and PBT keycaps, you can replace them if needed. Handle switches and keycaps with care during removal and installation to avoid damage.

- **Battery Care:** Avoid exposing the keyboard to extreme temperatures. Charge the built-in 2000mAh lithium battery regularly to maintain its health, but avoid overcharging for extended periods.

5. TROUBLESHOOTING

If you encounter issues with your LOFREE Flow Lite keyboard, refer to the following common troubleshooting steps:

- **Keyboard Not Responding:**
 - Ensure the keyboard is powered on using the side toggle switch.
 - Check battery level; connect to power if low.
 - For wired connection, ensure the USB-C cable is securely connected to both the keyboard and the device.
 - For 2.4GHz wireless, ensure the dongle is properly inserted and try a different USB port.
 - For Bluetooth, ensure the keyboard is in pairing mode and re-pair with your device.
- **Connectivity Issues (Lag/Disconnections):**
 - Ensure no strong interference sources (e.g., other wireless devices) are nearby.
 - Try switching between 2.4GHz wireless, Bluetooth, and wired modes to identify the stable connection.
 - Update Bluetooth drivers on your computer if issues persist with Bluetooth.
- **Backlight Not Working:**
 - Check if the backlight is enabled via keyboard shortcuts (refer to the full manual for specific key combinations).
 - Ensure the keyboard has sufficient battery charge.
 - If using Lofree Key Mapper, verify backlight settings within the software.
- **Keys Not Registering:**
 - Gently remove the affected keycap and inspect the switch for any visible debris. Use compressed air to clean.
 - If the switch is damaged, it can be hot-swapped with a new compatible switch.

6. SPECIFICATIONS

Feature	Detail
Product Dimensions	12.45 x 5.43 x 0.93 inches
Item Weight	1.79 pounds
Manufacturer	LOFREE
ASIN	B0DP2ZJVKF







Feature	Detail
Country of Origin	China
Item model number	OE921
Batteries	1 Lithium Polymer batteries required. (included)
Date First Available	November 26, 2024
Compatible Devices	Laptop, PC
Connectivity Technology	Bluetooth, Wi-Fi, USB-C
Keyboard Description	Mechanical
Recommended Uses For Product	Everyday Use, Personal, Education, Business
Special Feature	Volume Roller, Backlit, Hotkeys and Media Keys, Low-Profile Key, Hot-Swappable
Color	Marble
Number of Keys	84
Keyboard backlighting color support	Single Color
Style	Lite

6.1. What's in the Box

- LOFREE Flow Lite 84 Keys Low Profile Mechanical Keyboard
- USB Cable
- 2.4GHz Wireless Dongle
- User Manual

7. WARRANTY AND SUPPORT

LOFREE is committed to providing quality products. For detailed warranty information and support, please refer to the official LOFREE website or contact LOFREE Direct customer service. Protection plans may also be available through your retailer. LOFREE is a brand created by a team of intelligent designers dedicated to innovating fascinating and refined products for like-minded individuals.

	<p>Lofree FLOW 100-Key Dual Mode Low Profile Mechanical Keyboard User Manual</p> <p>Comprehensive user manual for the Lofree FLOW 100-Key Dual Mode Low Profile Mechanical Keyboard, covering setup, features, operation, and safety information.</p>
	<p>Lofree EDGE84 Low Axis Keyboard: Instruction Manual & Specifications</p> <p>Comprehensive instruction manual for the Lofree EDGE84 Low Axis Keyboard, covering specifications, wired and Bluetooth connection guides, indicator lights, system switches, multimedia functions, environmental information, and FCC compliance.</p>
	<p>LOFREE FLOW 2-100 Triple Mode Low-Profile Mechanical Keyboard User Manual Features & Compliance</p> <p>Official user manual for the LOFREE FLOW 2-100 Triple Mode Low-Profile Mechanical Keyboard (Model OE926). Learn about its features, connectivity, and FCC/IC regulatory compliance.</p>
	<p>Lofree OE915 FLOW 84-Key Dual Mode Mechanical Keyboard User Manual</p> <p>User manual for the Lofree OE915 FLOW 84-key dual-mode, low-profile mechanical keyboard. Covers specifications, wired and Bluetooth connection guides, ambient lighting, system switching, multifunction keys, hazardous substance information, environmental protection, warnings, and FCC compliance.</p>
	<p>Lofree Flow 84-Key Dual Mode Low-Profile Mechanical Keyboard Manual</p> <p>User manual for the Lofree Flow 84-Key Dual Mode Low-Profile Mechanical Keyboard, detailing specifications, diagrams, connectivity, and function key usage.</p>
	<p>Lofree FLOW 2 Triple Mode Mechanical Keyboard User Manual and Regulatory Information</p> <p>User manual and regulatory compliance information for the Lofree FLOW 2, a low-profile mechanical keyboard featuring triple mode connectivity (wired USB-C, Bluetooth, 2.4GHz wireless).</p>