

GROWATT INFINITY 2000 PRO

GROWATT INFINITY 2000 PRO Portable Power Station

USER MANUAL

1. Introduction

Thank you for choosing the GROWATT INFINITY 2000 PRO Portable Power Station with 200W Solar Panel. This comprehensive user manual provides essential information for the safe and efficient operation, maintenance, and troubleshooting of your new power station. Please read this manual thoroughly before use and retain it for future reference.

The GROWATT INFINITY 2000 PRO is a versatile and powerful energy solution, featuring a 2048Wh LiFePO4 battery and 2200W AC output, designed to meet your power needs for home backup, outdoor adventures, RV travel, and emergency situations.

2. Safety Instructions

- Do not disassemble, repair, or modify the unit. Incorrect reassembly may cause fire or electric shock.
- Do not place the unit near fire or expose it to heat. Keep out of direct sunlight.
- Do not charge, use, or store the unit in a bathroom or in an area exposed to rain or moisture.
- Use only the original or certified charging cables and accessories.
- Keep the unit clean and dry. Do not use or store in dusty or dirty environments.
- Ensure proper ventilation during use and charging to prevent overheating.
- The LiFePO4 battery is designed for safety and longevity, but avoid puncturing or severe impact.

3. Package Contents

Please check that all the following items are included in your package:

- GROWATT INFINITY 2000 PRO Portable Power Station
- 200W Foldable Solar Panel
- AC Charging Cable
- Car Charging Cable
- Solar Charging Cable (MC4 to XT60)
- User Manual

4. Product Overview

The GROWATT INFINITY 2000 PRO is engineered for robust performance and user convenience, featuring

multiple output ports and a clear display for monitoring. Its compact design ensures portability while delivering substantial power.




Figure 4.1: GROWATT INFINITY 2000 PRO Power Station and included 200W Solar Panel.

The unit features a comprehensive set of ports including AC outlets, USB-A and USB-C ports, DC outputs, a car outlet, and specialized TT-30 (for RVs) and Anderson ports. The front display provides real-time information on battery level, input/output wattage, and remaining charge/discharge time.

LiFePO₄ Battery

Safer, Reliable & Long lasting

10 YEARS
LIFESPAN



4000+
Cycles

5 YEARS
Service

Figure 4.2: Detailed view of the power station's front panel with various power output options.

The INFINITY 2000 PRO utilizes an EV-grade LiFePO₄ battery, known for its safety, reliability, and long lifespan of over 4000 cycles, ensuring more than 10 years of service. It also supports expandable capacity up to 6kWh with additional battery packs.



Figure 4.3: Illustration highlighting the durable LiFePO4 battery with a 10-year lifespan and 4000+ cycles.

5. Setup

5.1 Initial Charging

Before first use, fully charge your GROWATT INFINITY 2000 PRO. You can use the included AC charging cable for the fastest charge. Connect the AC charging cable to the AC Input port on the unit and then to a standard wall outlet. The display will show the charging status.

5.2 Connecting Solar Panel

To charge using solar power, unfold the 200W solar panel and position it in direct sunlight. Connect the solar panel to the power station using the provided Solar Charging Cable (MC4 to XT60) via the dedicated solar input port. Ensure connections are secure.

5.3 MyGro App Setup

For enhanced control and monitoring, download the MyGro App from your smartphone's app store. Follow the in-app instructions to connect your power station via Wi-Fi or Bluetooth. The app allows for customized energy management, quiet charge mode settings, and real-time status updates.

6. Operating Instructions

6.1 Powering On/Off

Press and hold the main power button for a few seconds to turn the unit on or off. The display will illuminate upon power-on.

6.2 Using Outputs

To activate specific output groups (AC, DC, USB), press the corresponding button next to the ports. The indicator light for the activated output will turn on. Connect your devices to the appropriate ports. The power station can deliver 2400W continuous output and up to 3400W with the Watt+ feature for higher-demand devices.



Figure 6.1: The power station offers 15 outlets including AC, USB-A, USB-C, DC, Car, TT-30, and Anderson ports.

6.3 Display Information

The LCD display provides critical information:

- **Battery Level:** Percentage remaining.
- **Input Power:** Current wattage being drawn for charging.
- **Output Power:** Current wattage being discharged to devices.
- **Remaining Time:** Estimated time until full charge or empty, based on current power flow.
- **Status Indicators:** Icons for Wi-Fi, Bluetooth, fan status, and error warnings.

7. Charging Methods

The GROWATT INFINITY 2000 PRO supports multiple fast-charging methods:

- **AC Charging:** Up to 1800W, fully charges in approximately 1.6 hours.
- **Solar Charging:** Up to 1200W, fully charges in approximately 2.3 hours (with sufficient sunlight).
- **AC + Solar Combined:** Up to 2300W, fully charges in approximately 1.5 hours.
- **Car Charging:** Via 12V/24V car outlet (8A max).



Figure 7.1: Overview of charging speeds and methods including AC, Solar, and combined charging.



Figure 7.2: AC charging setup for the GROWATT INFINITY 2000 PRO.



Figure 7.3: Solar charging setup for the GROWATT INFINITY 2000 PRO.

8. Applications

8.1 Home Backup Power

The INFINITY 2000 PRO serves as a reliable emergency power supply (EPS) for your home. With a fast switch time of less than 20ms, it ensures critical appliances continue to run seamlessly during unexpected grid outages. It can power essential devices like refrigerators, microwaves, coffee makers, and lights.

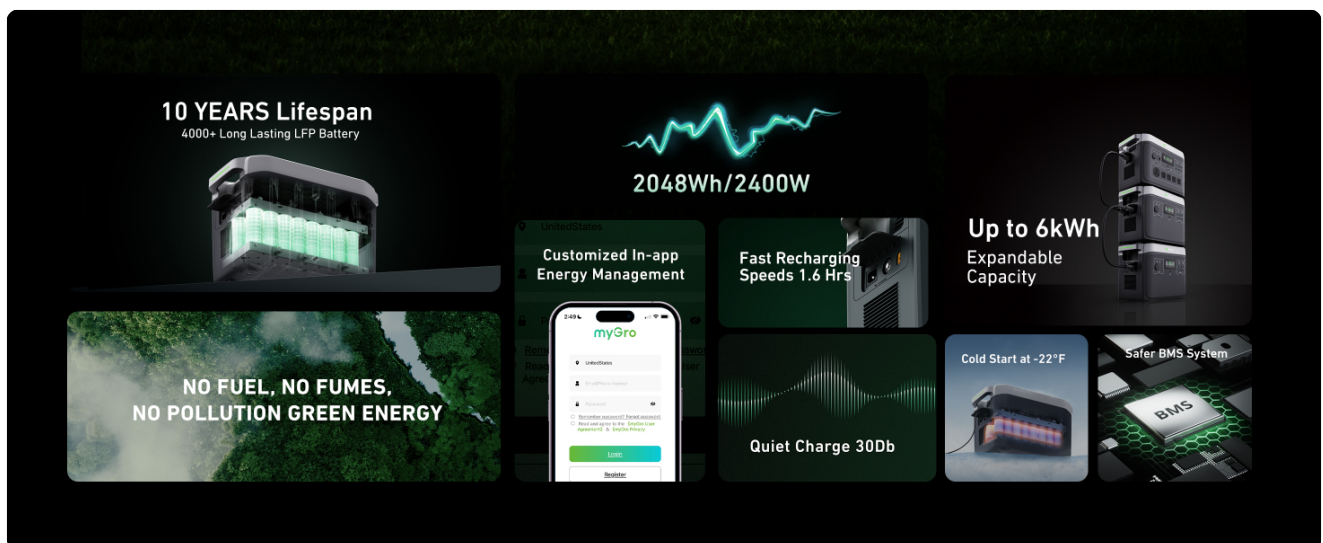


Figure 8.1: The power station providing backup power for common household appliances.



Figure 8.2: Ensuring continuous power for critical devices with less than 20ms switch time.

8.2 Outdoor Use

Ideal for camping, tailgating, and other outdoor activities, the INFINITY 2000 PRO provides reliable power for all your portable electronics and small appliances. Its robust design allows for operation in cold environments, starting

at temperatures as low as -22°F (-30°C).



Figure 8.3: Powering cellphones, laptops, electric grills, and Bluetooth speakers for outdoor adventures.



Figure 8.4: Cold startup capability ensures reliable power even in freezing conditions.

8.3 DIY Power

With its high output capacity and Watt+ feature, the INFINITY 2000 PRO is suitable for powering various DIY tools. It can handle continuous output of 2400W and boost to 3400W, allowing you to run electric drills, chainsaws, cutting machines, and string trimmers.



Figure 8.5: Powering electric drills, chainsaws, and cutting machines for various DIY tasks.

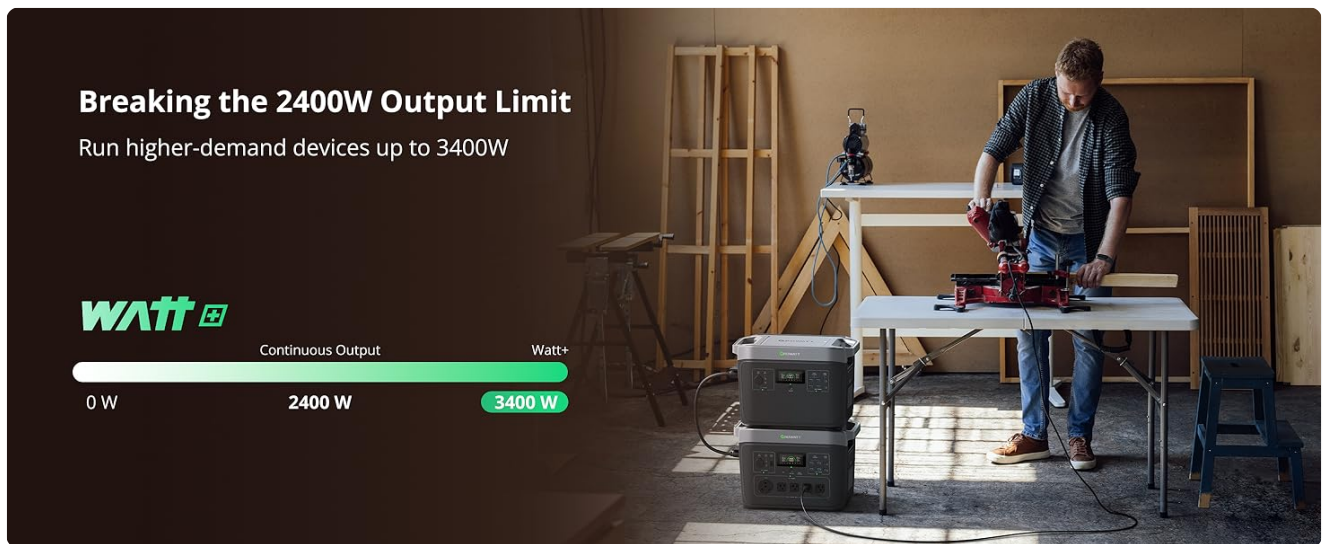


Figure 8.6: The Watt+ feature allows the power station to run higher-demand devices up to 3400W.

8.4 RV Use

Equipped with a dedicated TT-30 RV outlet, the GROWATT INFINITY 2000 PRO is an excellent power source for recreational vehicles. It can power mini-fridges, portable freezers, air fryers, and rice cookers, making it an essential companion for your RV adventures.



Figure 8.7: Powering essential appliances for comfortable RV living.

9. Maintenance

- **Cleaning:** Use a dry, soft cloth to wipe the surface of the unit. Do not use harsh chemicals or abrasive materials.
- **Storage:** Store the unit in a cool, dry place away from direct sunlight and extreme temperatures. For long-term storage, charge the battery to 50-80% every 3-6 months to maintain battery health.
- **Battery Care:** Avoid fully discharging the battery frequently. While the LiFePO4 battery is robust, maintaining a charge above 20% when possible can extend its overall lifespan.
- **Ventilation:** Ensure the ventilation vents are clear of obstructions during operation and charging.

10. Troubleshooting

Problem	Possible Cause	Solution
Unit not turning on	Battery fully discharged; Power button not pressed long enough	Charge the unit; Press and hold the power button for 3-5 seconds
No output from AC/DC/USB ports	Output not activated; Overload protection triggered; Device not compatible	Press the corresponding output button; Reduce load; Check device power requirements
Slow charging	Low input power; Solar panel not in direct sunlight; High ambient temperature	Ensure charger is rated for full power; Reposition solar panel; Move to a cooler environment
Unit overheating	Poor ventilation; Excessive load	Ensure vents are clear; Reduce connected load; Allow unit to cool down

If the problem persists after attempting the above solutions, please contact GROWATT customer support for assistance.

11. Specifications


Feature	Specification
Brand	GROWATT
Model Number	INFINITY 2000 PRO
Battery Type	LiFePO4
Capacity	2048Wh
AC Output (Rated)	2200W (Pure Sine Wave)
AC Output (Peak/Watt+)	4000W / 3400W
Total Power Outlets	15
AC Input (Max)	1800W
Solar Input (Max)	1200W
Dimensions (L x W x H)	16.5 x 9.1 x 11.3 inches
Weight	Approx. 51 lbs (23 kg)
Operating Temperature	-22°F to 113°F (-30°C to 45°C)

12. Warranty and Support

The GROWATT INFINITY 2000 PRO Portable Power Station is backed by a 5-year limited warranty, covering defects in materials and workmanship under normal use. Please retain your proof of purchase for warranty claims.

For technical support, warranty service, or general inquiries, please contact GROWATT customer service through their official website or the contact information provided with your purchase. Our dedicated support team is ready to assist you.


Documents - GROWATT – INFINITY 2000 PRO



[Growatt INFINITY 2000 PRO Portable Power Station User Manual](#)

Comprehensive user manual for the Growatt INFINITY 2000 PRO Portable Power Station, covering setup, operation, safety instructions, charging, advanced features, app configuration, troubleshooting, and technical specifications.

lang:en score:44 filesize: 1.99 M page_count: 23 document date: 2025-04-17




[\[pdf\] User Manual Instructions Guide](#)

INFINITY 2000 PRO pratschke de 1 KeepitdryanddonotplaceheavyobjectsontheINFINITY2000PRO 2 Donotdismantle punch shake hit orburnit 3 RecycleandplaceINFINITY2000PROaccordingtolocalpolicies Growatt EN Manual onewebmedia |||

User Guide **INFINITY 2000 PRO** Portable Power Station User Manual Contact us www.growattportable.com 1. Keep it dry and do not place heavy objects on the **INFINITY 2000 PRO**. 2. Do not dismantle, punch, shake, hit, or burn it. 3. Recycle and place **INFINITY 2000 PRO** according to local policies. Cont...


lang:en score:36 filesize: 415.8 K page_count: 23 document date: 2025-01-24



[Growatt INFINITY 2000 PRO Portable Power Station User Manual](#)

This user manual provides comprehensive instructions for the Growatt INFINITY 2000 PRO Portable Power Station, covering its features, operation, safety precautions, troubleshooting, and technical specifications. Learn how to charge, use various output ports, and utilize advanced features like EPS mode and Watt+ function.

lang:en score:35 filesize: 1.55 M page_count: 22 document date: 2024-07-17




[\[pdf\]](#) User Manual

INFINITY 2000 PRO Solarhouse Growatt не носи отговорност за каквито и да било щети причинени от захранване на Соларен конектор Порт XT60 Фигура User Manual US 20240717 en bg solarhouse 2025 02 |||

Translated from English to Bulgarian - www.onlinedoctranslator.com **INFINITY 2000 PRO** www.growattportable.com 1. **INFINITY 2000 PRO**. 2. , , , . 3. **INFINITY 2000 PRO**

lang:i-klngon score:33 filesize: 2.08 M page_count: 22 document date: 2024-07-17



[\[pdf\]](#) User Manual Instructions Guide

INFINITY 2000 PRO Growatt InstMan 20240920 1 EN solsol eu file view 2124 growatt instman infinity pro en |||

User Guide **INFINITY 2000 PRO** Portable Power Station User Manual Contact us www.growattportable.com 1. Keep it dry and do not place heavy objects on the **INFINITY 2000 PRO**. 2. Do not dismantle, punch, shake, hit, or burn it. 3. Recycle and place **INFINITY 2000 PRO** according to local policies. Cont...

lang:en score:29 filesize: 1.99 M page_count: 23 document date: 2025-04-17



[\[pdf\]](#) User Manual Instructions Guide

INFINITY 2000 PRO 22 feb 2025 — With the ShinePhone APP user can exercise intelligent control setting charging power and execution conditions according to their own needs enabling User Manual US 20240717 solarhouse bg 02 |||

User Guide **INFINITY 2000 PRO** Portable Power Station User Manual Contact us www.growattportable.com 1. Keep it dry and do not place heavy objects on the **INFINITY 2000 PRO**. 2. Do not dismantle, punch, shake, hit, or burn it. 3. Recycle and place **INFINITY 2000 PRO** according to local policies. Cont...

lang:en score:29 filesize: 1.55 M page_count: 22 document date: 2024-07-17

[pdf] Borchure

2024 2 23 BrochureGrowatt 200wp solar panel for Growatt infinity StralendgroenGrowatt

zonnepaneel voor brochurestralendgroen nl 2025 08 brochure |||

POWER BEYOND Portable Power Series 2024 Contact us Europe: United Kingdom

Website: <https://uk.g...> Latest Technology 06 Portable Power Stations VITA 550 11

INFINITY 1300 13 INFINITY 1500 15 **INFINITY 2000 PRO** 17 Collection 21 Solar

Panels 100W Solar Panel 23 200W Solar Panel 24 Sol...

lang:en score:19 filesize: 2.52 M page_count: 18 document date: 2024-03-12

[pdf]

2024 2 23 МОЩНОСТ И ОТВЪД Solarhouse Двупосочната инверторна технология на Growatt

прави възможно супер бързото зареждане * Вземете например VITA 550 09 10 Page 8 Кои

устройства може да 5f56c3c18bdf0a181f8fc03cd896ebc7 en bg solarhouse 2025 02 |||

Translated from English to Bulgarian - www.onlinedoctranslator.com 2024 : : <https://uk...>

... 01 02 , 03 - Growatt 06 550 11 INFINITY 1300 13 INFINITY 1500 15 **INFINITY 2000**

PRO 17 21 100W 23 200W 24 25 26 GROWATT 27 ...

lang:i-kl Klingon score:19 filesize: 2.75 M page_count: 18 document date: 2024-03-12

[pdf] Borchure

2024 2 23 POWER BEYOND Portable Power Series 5f56c3c18bdf0a181f8fc03cd896ebc7 pvo direct

media 77 ff 04 1712746297 Station Brochure 20240301 Growatt 200W Full Black Infinity 1500 Tragbares

Solarmodul 131224001 4df9bdbc9e83879572d75cf405f84a7c a5 30 d0 de black Zonnepaneel |||

POWER BEYOND Portable Power Series 2024 Contact us Europe: United Kingdom

Website: <https://uk.g...> Latest Technology 06 Portable Power Stations VITA 550 11

INFINITY 1300 13 INFINITY 1500 15 **INFINITY 2000 PRO** 17 Collection 21 Solar

Panels 100W Solar Panel 23 200W Solar Panel 24 Sol...

lang:en score:18 filesize: 2.52 M page_count: 18 document date: 2024-03-12

[pdf]

2024 2 23 POWER BEYOND Portable Power Series PVO Directcdn webshopapp â® shops files

5f56c3c18bdf0a181f8fc03cd896ebc7 cdn 337415 459414268 |||

POWER BEYOND Portable Power Series 2024 Contact us Europe: United Kingdom

Website: <https://uk.g...> Latest Technology 06 Portable Power Stations VITA 550 11

INFINITY 1300 13 INFINITY 1500 15 **INFINITY 2000 PRO** 17 Collection 21 Solar

Panels 100W Solar Panel 23 200W Solar Panel 24 Sol...

lang:en score:15 filesize: 2.52 M page_count: 18 document date: 2024-03-12



[pdf]

БРОШУРА 2 Променливотоков изход AC Автомобилен DC 5521 USB A Бързо зареждане C Изход

Anderson Разширени функции Управление чрез приложение INFINITY 2000 PRO amonraenergy eu

2025 01 |||

INFINIT Y 1 x Anderson 1 x 2 x DC 5521 4 x AC 14 2 x USB-C PD 4 x USB-A / .

1200W AC . 1800W Growatt In nity 2000 MPPT AC AC PV AC DC 5521 USB-A USB-

C Anderson OTA EPS PV 2048Wh ...

lang:i-kl Klingon score:13 filesize: 206.57 K page_count: 2 document date: 2025-01-27

