



[Manuals.plus](#) /

> [witcaremed](#) /

> witcaremed Smart Digital Scale Model 01 User Manual

witcaremed 01

witcaremed Smart Digital Scale Model 01 User Manual

Comprehensive guide for setup, operation, and maintenance of your witcaremed Smart Digital Scale.

INTRODUCTION

Thank you for choosing the witcaremed Smart Digital Scale Model 01. This advanced scale is designed to provide detailed body composition measurements using 8 electrodes and dual-frequency technology. Please read this manual carefully to ensure proper use and optimal performance of your device.

MODERN AND SLEEK

A stylish addition to any room, blending seamlessly with your decor



Precision technology meets luxury-monitor your body composition with ease.

Image: The witcaremed Smart Digital Scale, showcasing its modern and sleek design. The scale is black with a central witcaremed logo and a display unit attached by a cable.

SETUP GUIDE

1. Unboxing and Initial Inspection

- Carefully remove all components from the packaging.
- Inspect the scale and handheld unit for any signs of damage.
- Ensure all accessories, including the charging cable, are present.

2. Charging the Device

Before first use, fully charge the scale's internal battery using the provided charging cable. Connect the cable to the charging port on the device and a suitable USB power source.

3. App Download and Installation

- Download the "Unique Health" app from your smartphone's app store (available for iOS and Android).
- Install the app and create a user account.

4. Device Pairing and User Profile Setup

- Ensure Bluetooth is enabled on your smartphone.
- Open the "Unique Health" app and follow the on-screen instructions to pair the scale via Bluetooth.
- Connect the scale to your home Wi-Fi network through the app for data synchronization.
- Set up your personal profile within the app, including age, height, and gender. This information is crucial for accurate body composition calculations.
- It is recommended to check for and install any available firmware updates for the scale through the app after initial setup.



Image: The witcaremed Smart Digital Scale showing its TET color screen on the handheld unit, displaying various health metrics like weight, heart rate, and muscle mass. The screen allows users to slide left or right to view data.

OPERATING INSTRUCTIONS

1. Taking a Measurement

1. Place the scale on a hard, flat surface. Avoid carpets or uneven flooring.
2. Ensure your feet are clean and dry.
3. Step onto the scale barefoot, ensuring your feet are positioned correctly on the electrodes.
4. Grasp the handheld unit firmly, ensuring your hands cover the electrodes completely. Hold it in front of your chest with arms outstretched.

5. Remain still until the measurement is complete. The scale will provide a voice prompt to guide you.
6. Your measurements will be displayed on the handheld unit's screen and automatically synchronized with the "Unique Health" app.

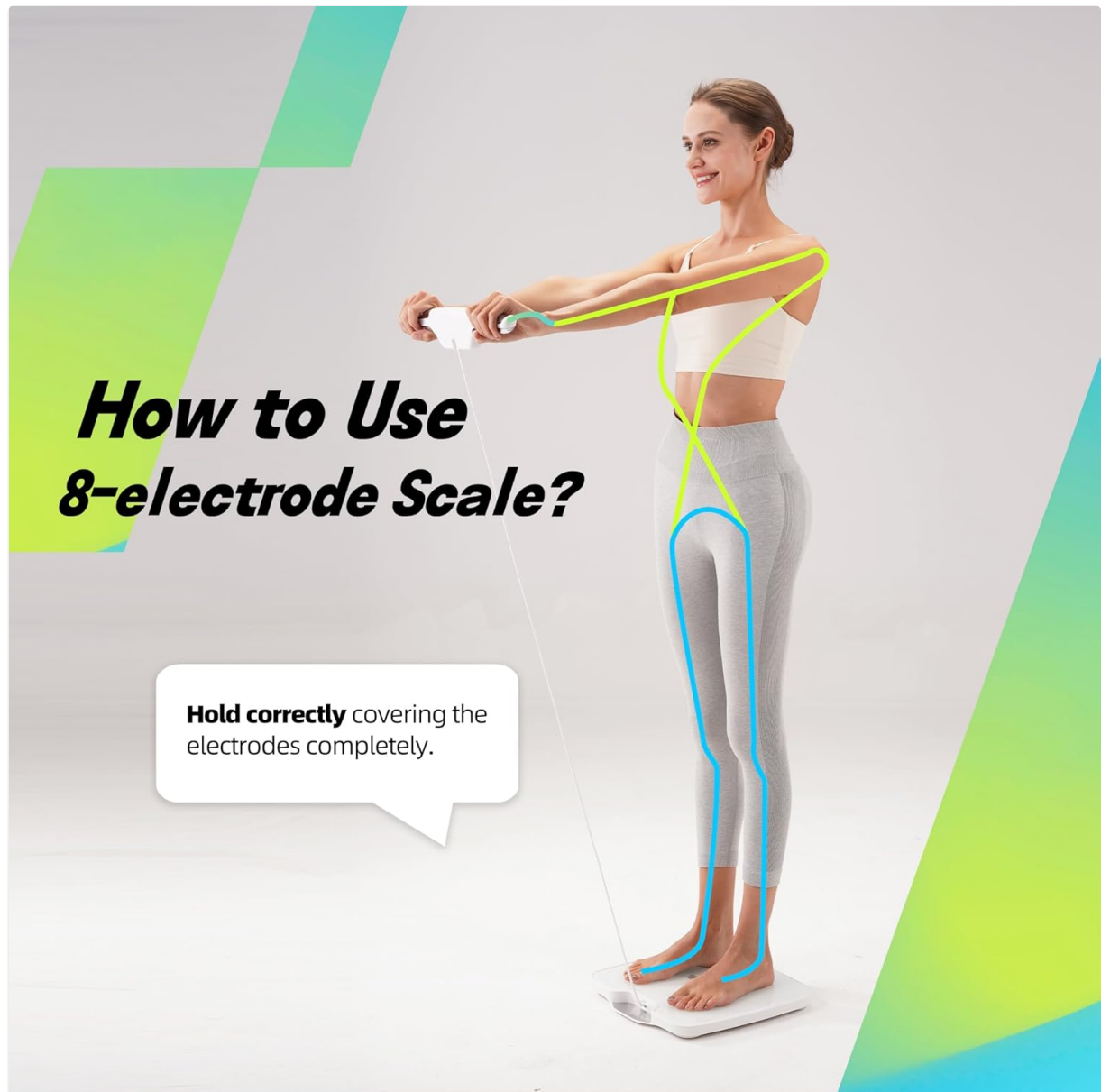


Image: A diagram illustrating the correct posture for using the 8-electrode scale. A person stands barefoot on the scale with feet on the electrodes and holds the handheld unit with both hands, covering its electrodes completely, with arms outstretched.

2. Understanding Body Composition Measurements

The witcaremed Smart Digital Scale provides up to 56 different body composition metrics, including:

- Weight, BMI, Heart Rate
- Body Fat Ratio, Muscle Mass, Protein Ratio
- Total Body Water, Subcutaneous Fat, Visceral Fat
- Bone Mass, Skeletal Muscle Mass, Body Age
- Segmental analysis for arms, legs, and trunk (fat and muscle mass)
- And many more detailed metrics for comprehensive health tracking.

These measurements are for reference only and should not be used for medical diagnosis. Consult a healthcare professional for any health concerns.




Image: An infographic displaying various body composition metrics (weight, fat ratio, muscle ratio, BMI, BMR, etc.) overlaid on a male physique, indicating the 56 body compositions measured by the scale.



Image: An infographic displaying various body composition metrics (weight, fat ratio, muscle ratio, BMI, BMR, etc.) overlaid on a female physique, indicating the 56 body compositions measured by the scale.

3. Using the "Unique Health" App

- The app logs and organizes your data efficiently, providing historical trends and detailed analysis.
- Manage up to 10 user profiles within the app, allowing multiple family members to track their progress individually.
- Review your daily, weekly, and monthly progress for all measured metrics.
- Note: The app does not currently support direct integration with Apple Health or similar third-party health platforms.



Multifunctional App ***Effortlessly share your data***

Supports up to
10 User

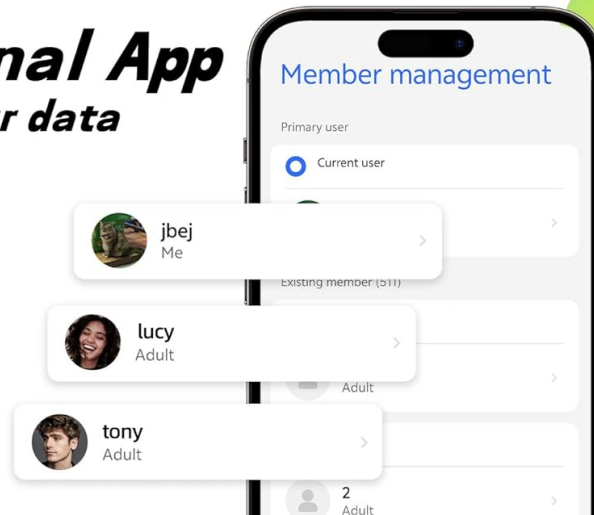


Image: A screenshot of the "Multifunctional App" interface on a smartphone, showing member management and data trends. The app supports up to 10 users.

MAINTENANCE

1. Cleaning

- Wipe the scale surface and handheld unit with a soft, damp cloth.
- Do not use abrasive cleaners or immerse the device in water.
- Ensure the scale is completely dry before storage or next use.

2. Storage

- Store the scale in a cool, dry place away from direct sunlight and extreme temperatures.
- Avoid placing heavy objects on the scale when not in use.

3. Battery Care

- Recharge the scale when the battery indicator shows low power.
- Use only the provided charging cable or a compatible USB charger.

TROUBLESHOOTING

1. Inaccurate Readings

- **Ensure proper placement:** The scale must be on a hard, flat surface. Soft surfaces like carpets can affect accuracy.
- **Consistent measurement time:** Body composition can fluctuate throughout the day. For consistent tracking, weigh yourself at the same time each day, preferably in the morning before eating or drinking.
- **Correct posture:** Ensure your feet are bare and correctly positioned on the electrodes, and your hands fully cover the electrodes on the handheld unit.
- **User profile accuracy:** Verify that your age, height, and gender are correctly entered in the "Unique Health" app.
- **Firmware update:** Check if there are any pending firmware updates for the scale in the app, as updates can improve accuracy and performance.

2. App Connectivity Issues

- **Bluetooth:** Ensure Bluetooth is enabled on your smartphone and the scale is within range.
- **App restart:** Close and reopen the "Unique Health" app.
- **Re-pairing:** If issues persist, try unpairing and re-pairing the scale with the app.
- **Wi-Fi connection:** Verify the scale is connected to a stable Wi-Fi network for data synchronization.

3. Display Not Working

- **Battery level:** Ensure the scale is sufficiently charged.
- **Restart:** If possible, try restarting the scale (refer to specific instructions if a reset button is available).

SPECIFICATIONS

Feature	Detail
Brand	witcaremed
Model Number	01
Display Type	Digital, Touchscreen
Measurement Type	Pounds (lbs)
Readout Accuracy	High
Electrodes	8 (4 on scale, 4 on handheld unit)
Frequency	Dual Frequency BIA
Body Composition Metrics	Up to 56 (Weight, BMI, Fat, Muscle, Water, etc.)
App Compatibility	"Unique Health" app (iOS & Android)
User Profiles	Supports up to 10 users
Connectivity	Bluetooth, Wi-Fi
GTIN (UPC)	722818360533

WARRANTY INFORMATION

Please refer to the warranty card included with your product packaging for detailed warranty terms and conditions. Typically, witcaremed products come with a limited warranty covering manufacturing defects from the date of purchase. Keep your purchase receipt as proof of purchase for warranty claims.

CUSTOMER SUPPORT

For technical assistance, troubleshooting, or warranty inquiries, please contact witcaremed customer support. You can usually find contact information on the official witcaremed website or within the "Unique Health" app's support section.

When contacting support, please have your product model number (01) and purchase details ready.