

Manuals+

[Q & A](#) | [Deep Search](#) | [Upload](#)

manuals.plus /

› [DREAME](#) /

› [DREAME X50 Ultra Robot Vacuum and Mop Instruction Manual](#)

DREAME X50 Ultra

DREAME X50 Ultra Robot Vacuum and Mop Instruction Manual

Model: X50 Ultra | Brand: DREAME

1. INTRODUCTION

This manual provides essential instructions for the safe and efficient operation, maintenance, and troubleshooting of your DREAME X50 Ultra Robot Vacuum and Mop. Please read this manual thoroughly before using the product and retain it for future reference.

2. PACKAGE CONTENTS

Verify that all components are present in the package:

- Base Station Ramp Extension x1
- Quick Start Guide x1
- User Manual x1
- Main Brush (pre-installed) x1
- Brush Guard (pre-installed) x1
- Side Brush (pre-installed) x1
- Dust Bags x2 (pre-installed x1)
- Mop Pad Holders x2
- Mop Pads x2
- Cleaning Tool x1
- 200ml Cleaning Solution x1

3. SETUP

3.1. Unpacking and Placement

Remove all packaging materials and place the base station on a hard, level surface against a wall, ensuring adequate clearance around it. Connect the power cord to the base station and plug it into a power outlet.



Image: The DREAME X50 Ultra robot vacuum and its accompanying base station, shown alongside a smartphone displaying the control application.

3.2. Filling Water Tanks

Open the top cover of the base station to access the clean and dirty water tanks. Fill the clean water tank with clean water. If using cleaning solution, ensure it is compatible with the device and follow the instructions for adding it to the clean water tank.

3.3. Connecting to the App

Download the DREAME Home app from your smartphone's app store. Follow the in-app instructions to connect your DREAME X50 Ultra to your home's 2.4G WiFi network. The app allows for advanced control, scheduling, and mapping features.

Video: A demonstration of filling the water tank and interacting with the DREAME X50 Ultra via its mobile application, highlighting the ease of setup and control.

4. OPERATING INSTRUCTIONS

4.1. Navigation and Obstacle Avoidance

The X50 Ultra is equipped with advanced navigation and obstacle avoidance systems. It utilizes robotic retractable legs (ProLeap System) to conquer door tracks, thresholds, and obstacles up to 2.36 inches, minimizing impact and noise.



2.36in*
Double-Layer Thresholds

0.71in
1.65in

1.65in Vertical Step

Easily Clear U-Shaped Furniture

Cross Steps More than 1.57in with the Climbing Mat (0.59in+1.77in)

*2.36in: The gap between steps should be greater than 1.57in.

Leap Over Obstacles

Image: The DREAME X50 Ultra robot vacuum demonstrating its ability to climb over a threshold using its retractable leg system.

VersaLift Navigation lowers the robot's height to 3.5 inches, allowing it to navigate under furniture. An AI camera with LED guidance assists in tight spots for precise navigation and obstacle avoidance.

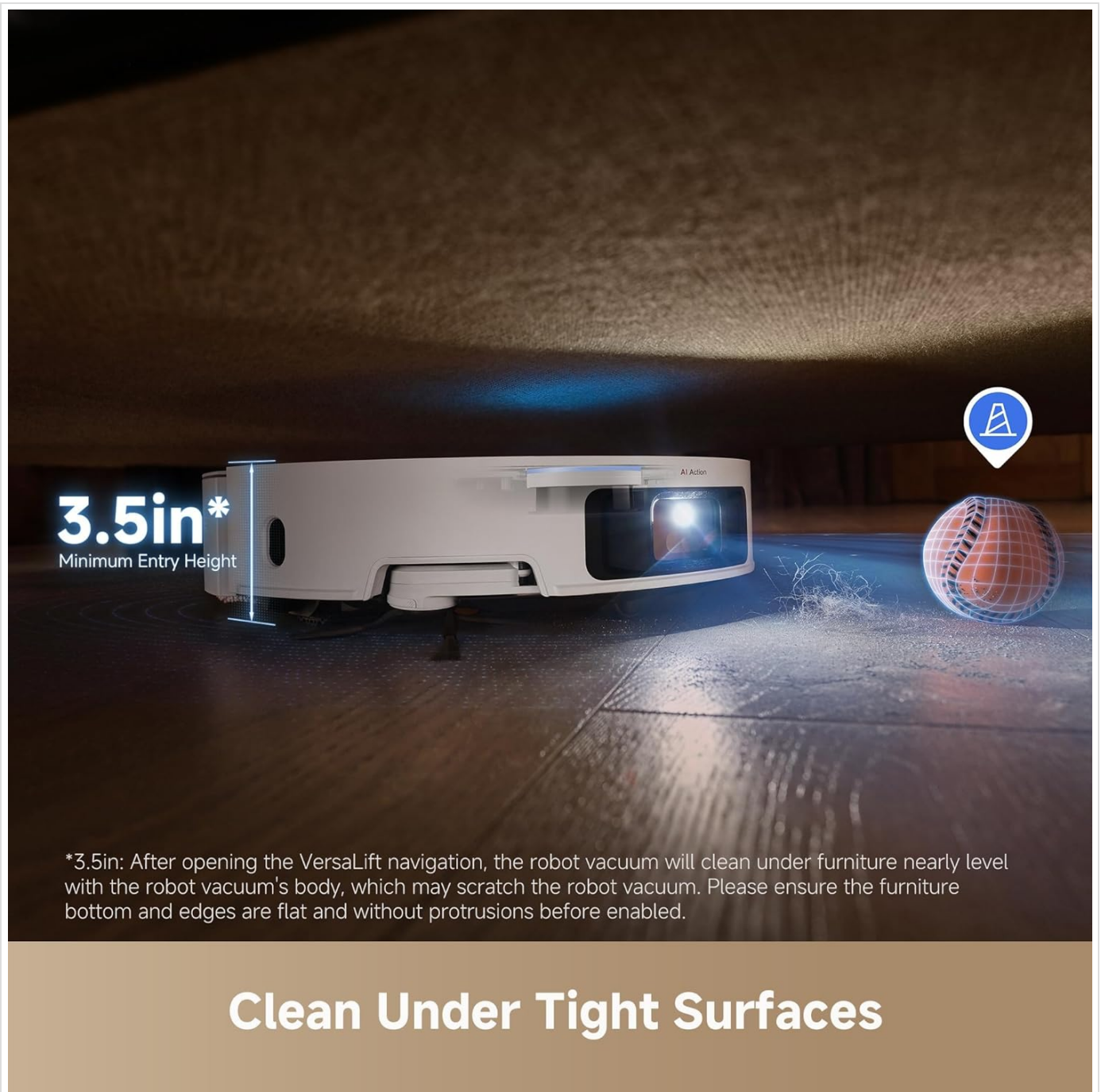


Image: The DREAME X50 Ultra robot vacuum cleaning beneath a sofa, showcasing its low-profile design and VersaLift Navigation for accessing tight spaces.

Video: The DREAME X50 Ultra robot vacuum navigating around obstacles and cleaning under furniture, demonstrating its advanced avoidance and low-profile capabilities.

4.2. Cleaning Modes

The X50 Ultra offers various cleaning modes to suit different needs:

- **Vacuuming:** Up to 20,000Pa Vormax suction, powered by a sixth-generation TurboForce motor, ensures large particle pickup, including pet hair, crumbs, and dust.
- **Mopping:** The MopExtend RoboSwing Technology extends both the brush and mop to reach corners and low spaces, providing 100% coverage in tight areas.
- **Combined Cleaning:** Simultaneously vacuums and mops for a comprehensive clean.



Mop Pad Stain Removal Rate up to **99.9%***

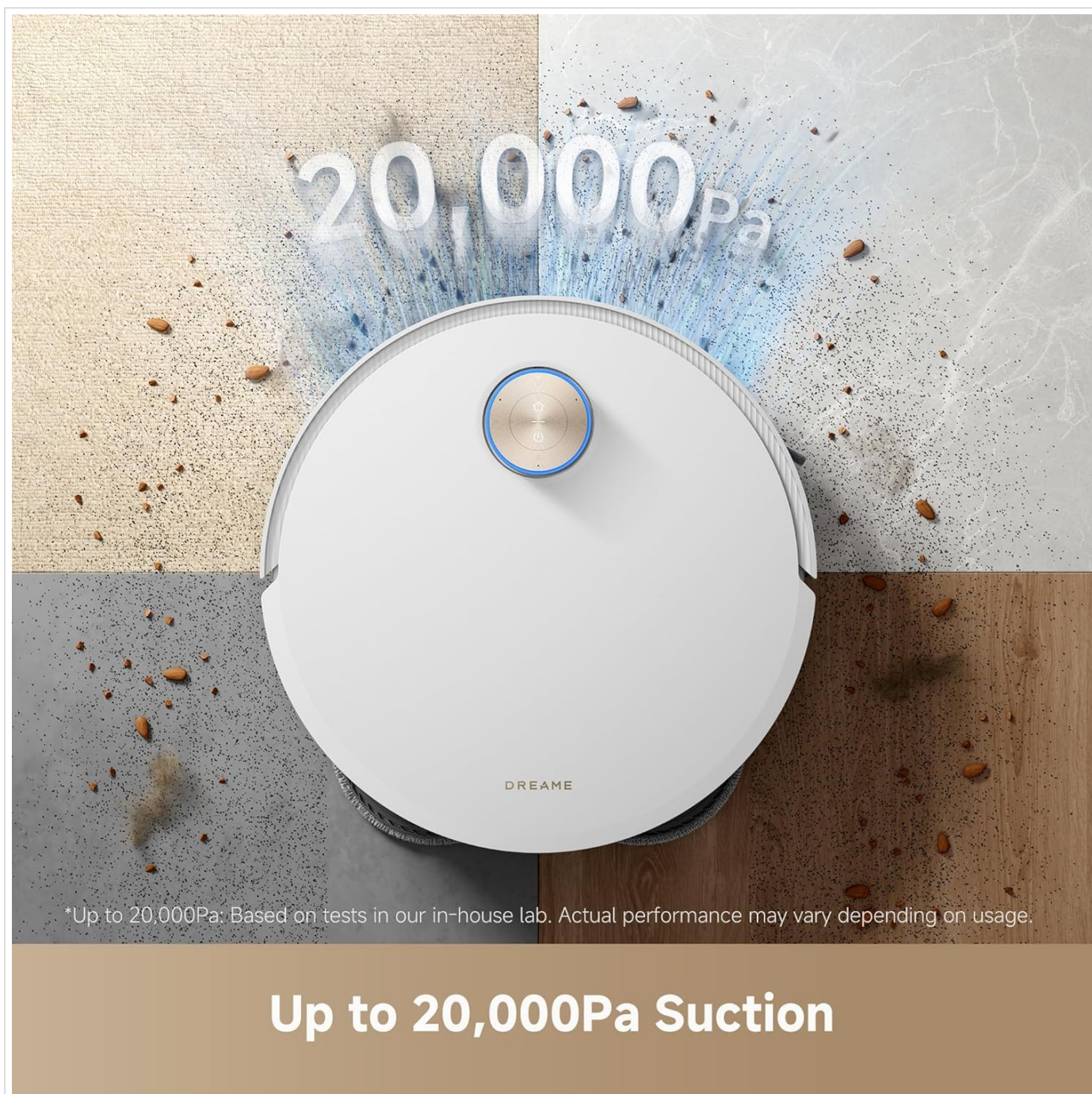


1 **2** **3**

*Mop pad stain removal rate up to 99.9%: Based on tests in our in-house lab.

Automatic Mop-Washing with Less Residue

Image: The DREAME X50 Ultra robot vacuum showcasing its powerful 20,000Pa suction on different floor surfaces, effectively picking up debris.



*Up to 20,000Pa: Based on tests in our in-house lab. Actual performance may vary depending on usage.

Up to 20,000Pa Suction

Image: An underside view of the DREAME X50 Ultra, illustrating its MopExtend RoboSwing Technology with extended mop pads and side brush for thorough corner and edge cleaning.

4.3. Carpet Care

Five tailored modes allow for optimal carpet care, including automatic mop removal, carpet avoidance, suction boost, and intensive carpet cleaning for spotless, protected results.

4.4. Voice Control

Manage your cleaning tasks easily with voice commands. The DREAME X50 Ultra is compatible with Amazon Echo, Siri, and Google Home.



Video: The DREAME X50 Ultra robot vacuum cleaning a hard floor, demonstrating its efficient movement and cleaning capabilities during operation.

5. MAINTENANCE

5.1. DuoBrush Maintenance

The new DuoBrush system is designed to tackle hair tangles by managing long hairs up to 11.8 inches. Its air duct design flings and sucks up hair, providing a quiet, deep clean. Regularly check and clean the brushes to maintain optimal performance.



Image: A close-up view of the DREAME X50 Ultra's DuoBrush system, illustrating its design for detangling hair and ensuring efficient debris collection.

5.2. Mop Pad Cleaning and Drying

The X50 Ultra features automatic mop-washing with less residue. The base station washes and dries the mop pads automatically, ensuring they are clean and ready for the next use. The AceClean DryBoard system keeps mops and the washboard spotless.



Image: A visual representation of the DREAME X50 Ultra's automatic mop-washing process within its base station, showing water flow and cleaning action.

5.3. Dustbin and Filter Cleaning

The base station automatically empties the robot's dustbin into a larger dust bag. Replace the dust bag in the base station as needed. The robot's internal filter should be cleaned periodically according to the app's instructions.

5.4. Water Tank Maintenance

Regularly check and refill the clean water tank in the base station. Empty and clean the dirty water tank to prevent odors and maintain hygiene.

6. TROUBLESHOOTING

If you encounter any issues with your DREAME X50 Ultra, please refer to the following common solutions:

- **Robot not charging:** Ensure the base station is properly plugged in and the robot is correctly docked. Clean the charging contacts on both the robot and the base station.

- **Robot stuck:** Clear any obstacles from the robot's path. Check if the retractable legs are functioning correctly.
- **Poor cleaning performance:** Clean the main brush, side brush, and filter. Ensure the water tanks are filled and the mop pads are clean.
- **App connectivity issues:** Ensure your home WiFi is 2.4G and the signal is strong. Restart your router and the robot.

For more detailed troubleshooting, consult the DREAME Home app or contact customer support.

7. SPECIFICATIONS

Feature	Detail
Brand	DREAME
Model Name	X50 Ultra
Item Model Number	RLX85CE
Suction Power	Up to 20,000Pa Vormax Suction
Obstacle Clearance	Up to 2.36 inches (ProLeap System)
Low Furniture Clearance	3.5 inches (VersaLift Navigation)
Battery Life	180 minutes
Control Method	App, Remote, Voice (Smartphones, Amazon Echo, Siri, Google Home, Smartwatches)
Connectivity	2.4G WiFi only
Product Dimensions	17.3"L x 17"W x 26"H
Item Weight	40.3 pounds
Surface Recommendation	Hard Floor, Carpet, Marble, Wood, Tile

8. WARRANTY AND SUPPORT

8.1. Warranty Information







DREAME offers a product warranty for the X50 Ultra. Please refer to the warranty card included in your package or visit the official DREAME website for detailed terms and conditions. Extended protection plans are also available for purchase.

8.2. Customer Support

For technical assistance, troubleshooting, or any product-related inquiries, please contact DREAME customer support. Contact information can typically be found in the Quick Start Guide, on the DREAME website, or through the DREAME Home app.

DREAME specializes in the R&D of smart home appliances to make intelligent and healthy lifestyles easily accessible to global consumers. It has pioneered a series of innovative advancements including high-speed motors and multi-cone cyclone separation technology. "DREAME" and "DREAMETECH" both belong to the DREAME brand.

Related Documents - X50 Ultra

	<p>Dreame X50 Series Robot Vacuum and Mop User Manual</p> <p>Comprehensive user manual for the Dreame X50 Series Robot Vacuum and Mop, detailing setup, operation, maintenance, and troubleshooting for optimal performance.</p>
	<p>רובוט שואב אבק ושוטף אוטומטי Dreame X50 Series: מדריך למשתמש</p> <p>כולל הוראות בטיחות, שימוש, תחזוקה ופתרון, Dreame X50 Series מדריך מקיף לרובוט השואב והשוטף תקלות.</p>
	<p>Dreame X50 Series Robot Vacuum and Mop User Manual - Auto-Empty & Self-Cleaning</p> <p>User manual for the Dreame X50 Series robot vacuum and mop. Learn about setup, operation, maintenance, and troubleshooting for your intelligent cleaning device with auto-empty and self-cleaning mop features.</p>
	<p>Dreame X50 Series Robot Vacuum and Mop User Manual</p> <p>Comprehensive guide for the Dreame X50 Series Robot Vacuum and Mop, detailing setup, operation, maintenance, and advanced features like auto-empty and mop self-cleaning for an efficient home cleaning experience.</p>
	<p>Dreame X50 Series Robot Vacuum and Mop with Auto-Empty and Mop Self-Cleaning User Manual</p> <p>This user manual provides comprehensive instructions for the Dreame X50 Series Robot Vacuum and Mop, featuring auto-empty and mop self-cleaning capabilities. Learn about product overview, safety information, usage restrictions, and maintenance for optimal performance of your Dreame X50 Ultra robot vacuum.</p>
	<p>Dreame X50 Ultra Robot Vacuum and Mop User Manual</p> <p>Comprehensive user manual for the Dreame X50 Ultra Robot Vacuum and Mop, covering safety information, product overview, and component details. Learn how to safely operate and maintain your Dreame robot vacuum.</p>